

DIRECCIÓN GENERAL DEL INSTITUTO GEOGRÁFICO Y ESTADÍSTICO

AÑO XX.

BOLETÍN

1912

Núm. 299-

DEL

25 de Octubre

OBSERVATORIO CENTRAL METEOROLÓGICO

Observaciones del Extranjero

| Observaciones de la mañana a las 7 ^h | | | | | | | | | | Id.en las 24 horas | | | Id.de la vispera por la tarde | | | | |
|---|-------------------------|----------------------|-------------|-----------|-----------------|------------------|---------------------|--------------------|--|--------------------|---|-------------|-------------------------------|-----------------|------------------|---------------------|------------------|
| Estaciones | Barómetro. | | Temperatura | Viento | | Estado del cielo | Estado del mar | Lluvia o nieve | Temp. ^o extr. ^{as} | | Baróm. ^o a 0 ^o y al nivel del mar | Temperatura | Viento | | Estado del cielo | | |
| | alt. y al nivel del mar | Variación en 3 horas | | Dirección | F ^{ta} | | | | Máx. ^a | Min. ^a | | | Dirección | F ^{ta} | | | |
| Escandinavia | Bodo | 763.6 | -0.2 | 2.8 | E | 1 | c. cub ^o | Riz ^a | 5 | 2 | 764.3 | 3.4 | E | 5 | sub ^o | | |
| | Cristiansund | 757.7 | -0.1 | 6.0 | cal | 0 | sub ^o | Riz ^a | 9 | 5.5 | 758.0 | 7.2 | cal | 0 | sub ^o | | |
| | Shudesnoes | 756.8 | 0.0 | 7.2 | E | 6 | sub ^o | Am ^{lla} | 9 | 7 | 756.8 | 7.8 | E | 8 | sub ^o | | |
| Rusia y Austria | Riga | 767.6 | +0.2 | -7.0 | E | 0 | niebla | | | | 766.8 | 0.0 | E | 0 | so ^o | | |
| | Moscou | 768.8 | +0.1 | -12.3 | E NE | 1 | niebla | | | | 762.6 | -10.5 | NE | 1 | so ^o | | |
| | Nicolaiev | 758.8 | | -12.9 | NE | 2 | lluvia | | 14 | | 754.3 | 1.5 | NE | 6 | sub ^o | | |
| | Peldkirch | 751.1 | +0.6 | 5.2 | NE | 1 | sub ^o | | 1 | 10 | 3 | 752.6 | 5.4 | SW | 1 | sub ^o | |
| | Cernovitz | 761.2 | +0.3 | -2.0 | cal | 0 | sub ^o | | 11 | 5 | 3 | 758.1 | -1.7 | cal | 0 | sub ^o | |
| | Cracovia | 758.5 | +0.1 | 6.3 | E | 3 | sub ^o | | 4 | 6 | 0 | 757.5 | 1.1 | ENE | 1 | lluvia | |
| | Pola | 754.4 | -0.5 | 14.4 | SW | 1 | lluvia | | 1 | 15 | 12 | 755.5 | 12.8 | SW | 3 | sub ^o | |
| | Viena | 754.7 | -0.5 | 3.5 | SE | 1 | niebla | | | 11 | 2 | 755.2 | 3 | N | 1 | sub ^o | |
| Islas Británicas | Stornoway | 750.1 | +0.5 | 6.1 | E | 3 | sub ^o | m lla | 10 | 10.0 | 5.6 | 744.5 | 8.3 | SE | 4 | sub ^o | |
| | Shields | 747.8 | +0.2 | 5.6 | SW | 1 | c. cub ^o | m lla | 16.2 | 10.0 | 1.4 | 747.0 | 8.9 | ENE | 0 | sub ^o | |
| | Valentia | 747.5 | +0.7 | 6.1 | ENE | 1 | c. cub ^o | m da | 5.5 | 10.6 | 3.9 | 747.5 | 7.2 | SW | 1 | sub ^o | |
| | Tris Nex | 748.9 | +1.2 | 8.3 | W NW | 1 | sub ^o | lla | 9 | 11 | 6 | 747.3 | 8.8 | SE | 4 | lluvia | |
| Francia | St. Mathieu | 752.4 | +0.6 | 9.8 | W NW | 4 | c. cub ^o | m lla | | 13 | 8 | 748.5 | 9.0 | W NW | 3 | c. cub ^o | |
| | Isla de Aix | 755.0 | | 11.1 | N | 4 | sub ^o | m lla | 4 | 14 | 16 | 750.2 | 11.0 | W NW | 4 | sub ^o | |
| | Biarritz | 758.1 | | 12.0 | SW | 4 | c. cub ^o | m. G ^{sa} | 14 | 16 | 11 | 754.2 | 15.1 | N | 5 | sub ^o | |
| | Paris | 758.1 | +1.8 | 4.2 | SW | 2 | so ^o | | 1 | 11.8 | 4.2 | 748.8 | 8.0 | S | 2 | sub ^o | |
| | Clermont | 756.3 | +0.2 | 6.6 | SW | 3 | sub ^o | | 2 | 14.2 | 5.5 | 758.1 | 9.6 | E | 4 | sub ^o | |
| | Perpignan | 757.9 | +0.5 | 12.3 | N | 3 | c. cub ^o | | 2 | 16.6 | 9.8 | 755.6 | 13.2 | N | 1 | sub ^o | |
| | Cabo Sicié | 755.4 | | 10.6 | W NW | 4 | c. cub ^o | m da | 2 | 13 | 9 | 754.9 | 11.4 | N | 4 | c. cub ^o | |
| | Niza | 753.2 | +1.3 | 11.7 | SE | 1 | sub ^o | m lla | 2 | 15 | 8 | 754.1 | 11.2 | cal | 0 | c. d. ^o | |
| | Italia | Liorna | 754.9 | -0.5 | 15.2 | S | 3 | sub ^o | | 6 | | | 755.8 | 14.2 | N | 3 | sub ^o |
| Roma | | 756.6 | 0.0 | 13.2 | S | 2 | sub ^o | | 2 | | | 756.3 | 15.0 | S | 0 | c. cub ^o | |
| Cagliari | | 757.8 | | 16.0 | N | 3 | c. cub ^o | | | | | 759.8 | 18.2 | N | 4 | c. cub ^o | |
| Palermo | | 759.9 | -0.1 | 17.2 | S | 5 | c. d. ^o | | | | | 759.0 | 17.6 | SW | 4 | c. d. ^o | |
| Porto | | 754.8 | +1.1 | 12.6 | cal | 0 | Cubo | Am lla | 16 | 15 | | 763.3 | 12.7 | W SW | 4 | Cubo | |
| Portugal | Lisboa | 764.1 | +0.8 | 15.1 | W NW | 3 | sub ^o | G ^{sa} | 18 | 14 | | 763.4 | 14.9 | N | 1 | sub ^o | |
| | Lagos | 764.8 | +0.7 | ? | cal | ? | ? | lla | 20 | 14 | | 764.0 | 15.8 | N | 1 | c. cub ^o | |
| | Horta | 763.4 | -1.2 | 20.0 | SW | 4 | c. cub ^o | Niza | 22 | 18 | | 767.7 | 18.5 | W | 2 | sub ^o | |
| | Angra | 762.9 | +0.6 | 18.3 | NW | 2 | cal | Niza | 21 | 14 | | 767.3 | 18.2 | ENE | 2 | sub ^o | |
| | Punta Delgada | 764.3 | -0.9 | 16.4 | NE | 2 | c. cub ^o | lla | 20 | 16 | | 767.1 | 16.8 | N | 2 | c. d. ^o | |
| | Funchal | 764.1 | 0.0 | 19.2 | NE | 2 | c. d. | Riz ^a | 22 | 15 | | 765.3 | 18.8 | N | 2 | sub ^o | |
| | Tanger | 764.2 | | 14.4 | S | 2 | sub ^o | lla | 11 | 19 | 13 | 641 | 29.6 | SW | 3 | sub ^o | |
| Marruecos y Argelia | Casablanca | | | 14.4 | | | | | | | | | | | | | |
| | Orán | 761.3 | | 14.8 | S | | so ^o | | | | | | | | | | |
| | Argel | 761.4 | | 18.0 | SW | | so ^o | | | | | | | | | | |
| | Tinex | 761.8 | | 12.0 | cal | 0 | so ^o | | | | | | | | | | |
| | Sfahs | | | | | | | | | | | | | | | | |
| | Berlin | 755.1 | 0.0 | 3.0 | E | 3 | sub ^o | cal | 1 | 8 | 3 | 754.8 | 6.3 | E | 3 | sub ^o | |
| Buenos | 754.5 | | 6.2 | SW | 9 | sub ^o | | | | | | | | | lluvia | | |

Precios de suscripción

Un año 18 pesetas. Un semestre 9 pesetas

Administrador Habilitado del material de la Dirección general del Instituto Geográfico y Estadístico. Madrid

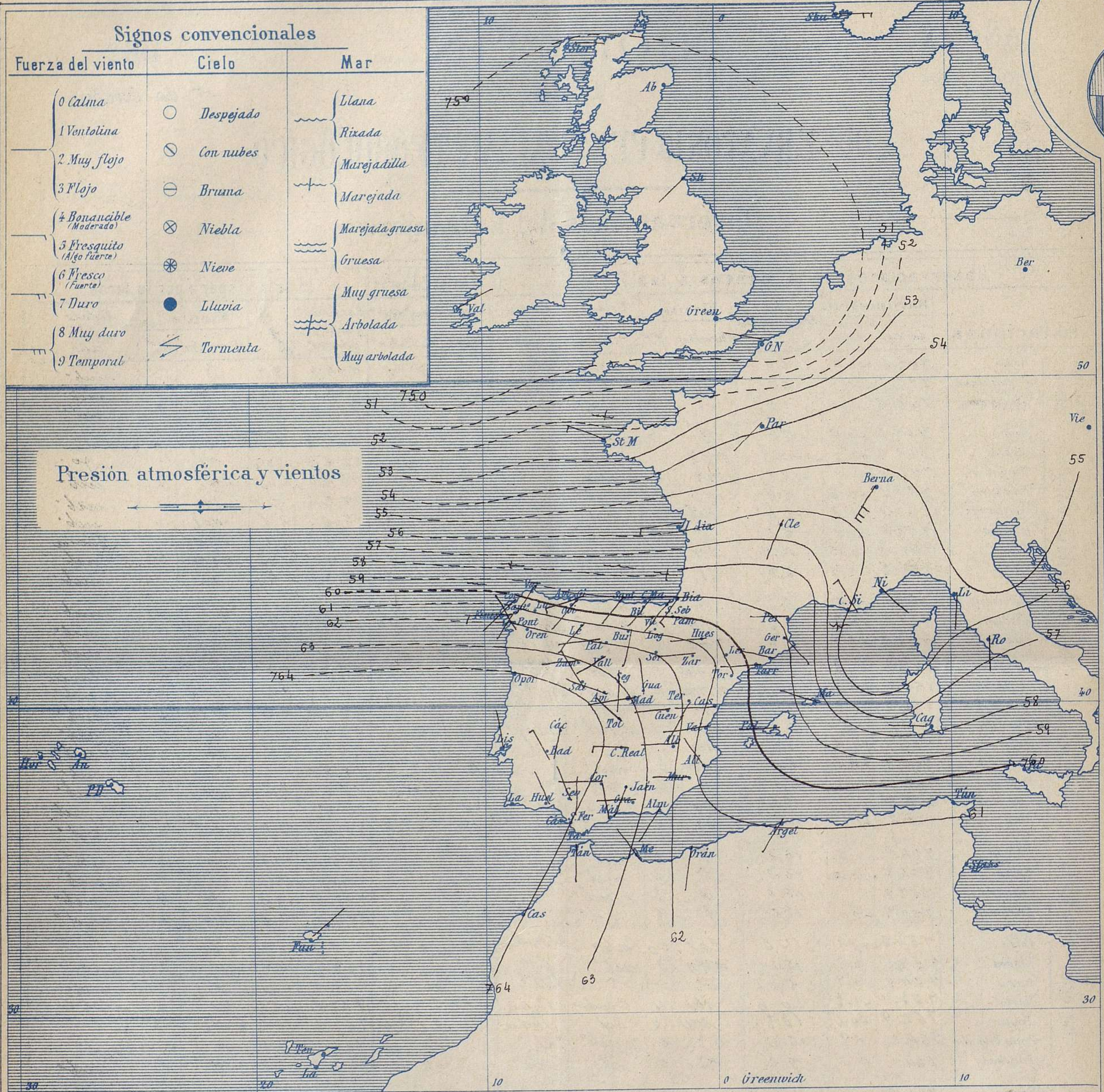
Dirección : Adresse : Address :

Señor

Jefe del Observatorio Central Meteorológico

Parque del Retiro

Apartado n.º 285. Madrid (ESPAÑA)



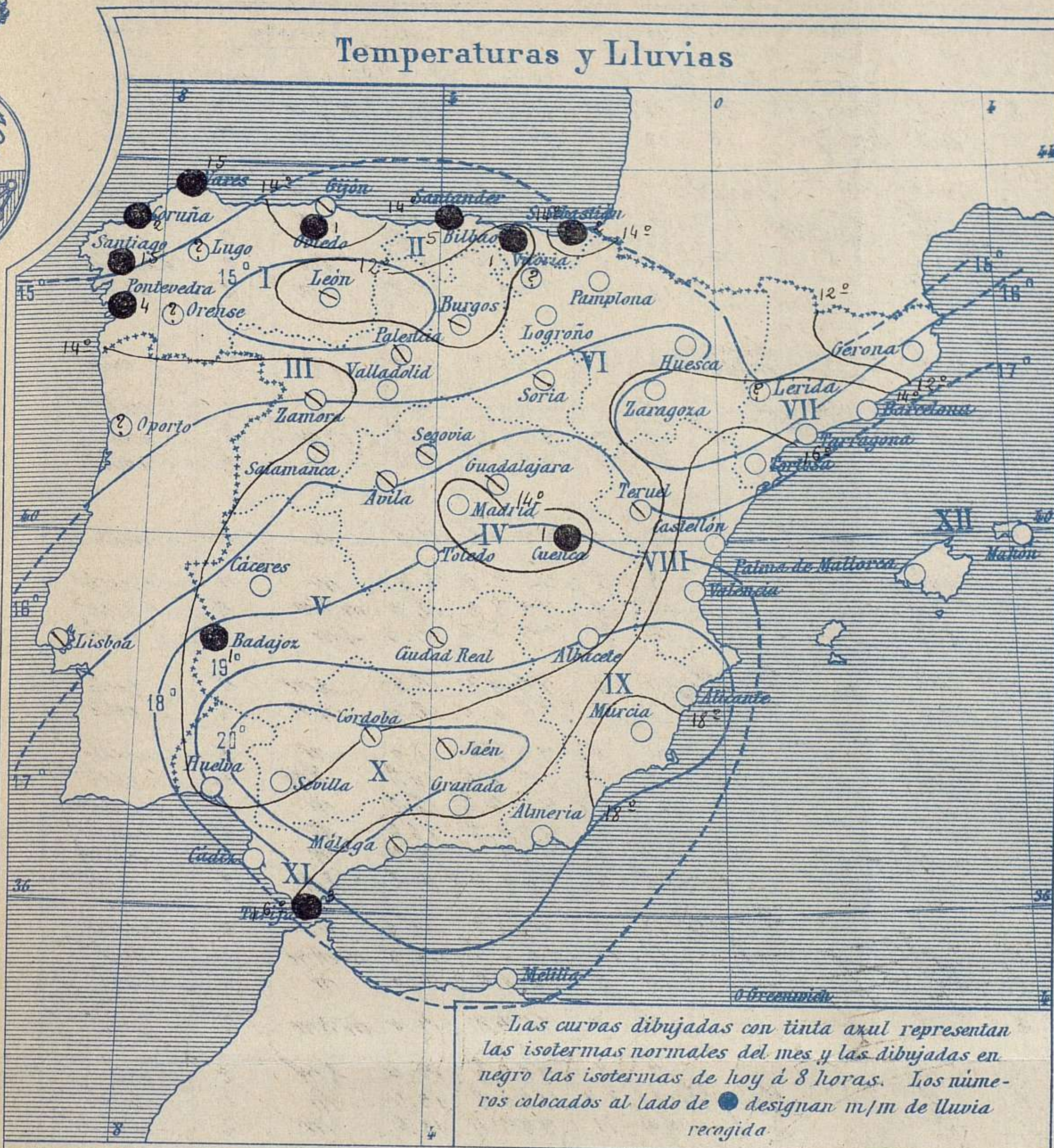
Estado general

Continúan las bajas presiones situadas sobre las islas Británicas con poca tendencia a moverse, por cuya causa varía poco el estado del tiempo en el Occidente de Europa.

Pluere en Galicia y en la zona Cantábrica; por casi toda España el cielo aparece nuboso y el viento sopla moderadamente de la región del Oeste.

La temperatura máxima de ayer fue de 26 grados en Murcia y la mínima de hoy ha sido de 3 grados en Burgos.

Las presiones mas elevadas residen hacia las islas Canarias



EN LAS REGIONES

- I } Vientos moderados a fuertes del 3º y 4º cuadrantes y tiempo lluvioso. Marejada.
- II }
- III }
- IV }
- V } Vientos flojos o moderados de la región del Oeste y buen tiempo de cielo algo nuboso.
- VI }
- VII }
- VIII }
- IX }
- X } Vientos flojos o moderados de dirección variable y buen tiempo.
- XI }
- XII }

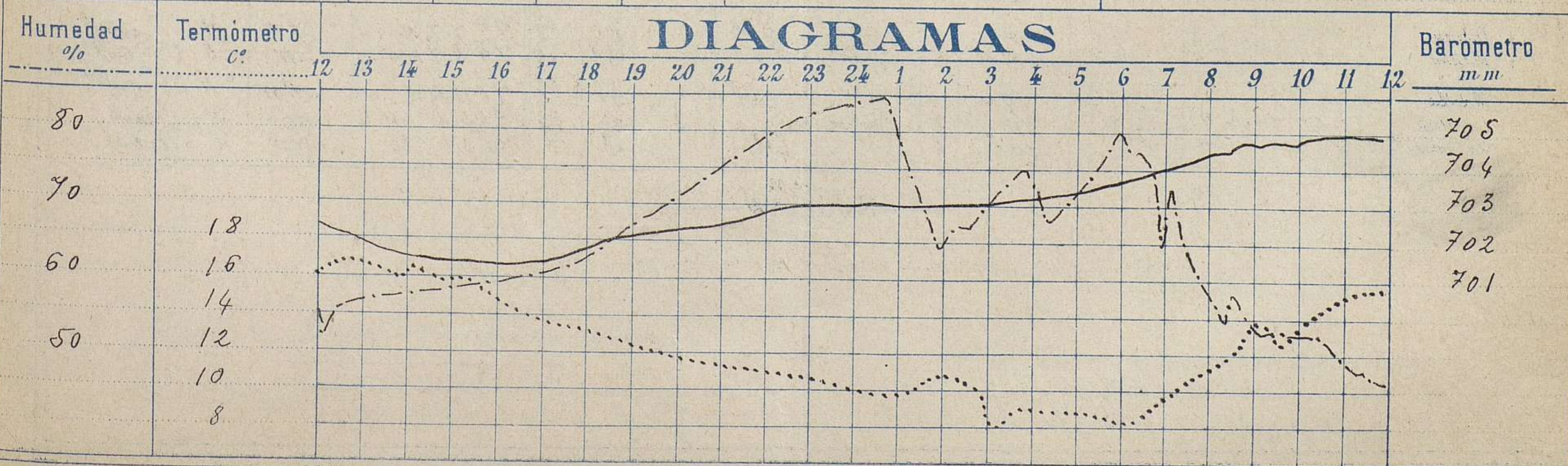
Las curvas dibujadas con tinta azul representan las isotermas normales del mes y las dibujadas en negro las isotermas de hoy a 8 horas. Los números colocados al lado de ● designan m/m de lluvia recogida.

Observaciones de Madrid entre 12^h del día 24 y 12^h del día 25

PARQUE DEL RETIRO (Altitud 667 m.)

| Hora | Barómetro m m | Termómetro Cº | Humedad % | Viento | Fuerza 0 a 9 | Lluvia o Nieve m m | Estado del Cielo | Notas |
|------|------------------|------------------|--------------|--------|-----------------|--------------------------|------------------|--|
| 16 | 701.43 | 15.2 | 59 | W | 3 | " | Nuboso | Temp ^a máxima a la sombra 17º 1 |
| 20 | 702.33 | 11.8 | 72 | W | 2 | " | Fd | Fd mínima a la id 8º 3 |
| 24 | 703.19 | 10.0 | 84 | W | 2 | " | Fd | |
| 4 | 703.20 | 9.0 | 75 | WSW | 2 | " | Casi despejado | |
| 8 | 704.39 | 11.1 | 60 | W | 0 | " | Fd | |
| 12 | 704.78 | 15.5 | 47 | W | 3 | " | Nuboso | |

DIAGRAMAS



Observaciones de España

| Observaciones de la mañana a 8 horas | | | | | | | | | | Id. en las 24 horas | | | Id. de la vispera a 16 horas | | | | |
|--------------------------------------|-------------------------|----------------------|-------------|-----------|------|------------------|---------------------|---------------------|---------------------------|---------------------|--------------------------------|-------------|------------------------------|--------|------------------|---------|---------|
| Estaciones | Barómetro. | | Temperatura | Viento | | Estado del cielo | Estado del mar | Lluvia ó nieve | Temp. extr. ^{as} | | Barom. a 0° y al nivel del mar | Temperatura | Viento | | Estado del cielo | | |
| | alt. y al nivel del mar | Variación en 3 horas | | Dirección | Fza | | | | Max. ^a | Min. ^a | | | Dirección | Fuerza | | | |
| Región del N.W. I | La Coruña | 759.6 | 0.0 | 13.0 | SW | 3 | sub. | am. g. ^a | 2 | 16 | 11 | 456.4 | 15.0 | W SW | 3 | lun.ia. | |
| | Vares | 759.2 | +0.3 | 11.6 | SW | 6 | sub. | am. g. ^a | 15 | 13 | 10 | 455.1 | 13.0 | SW | 7 | sub. | |
| | Avilés | | | | | | | | | | | | | | | | |
| | Gijón | 759.3 | +0.8 | 14.3 | W SW | 5 | sub. | m. d. | Inapble | 17 | 10 | 455.9 | 15.0 | W SW | 3 | c. sub. | |
| | Oviedo | 760.0 | | 13.2 | SW | 3 | c. sub. | | | 16 | 9 | 454.6 | 13.6 | W | 4 | sub. | |
| | Finisterre | 761.0 | +0.2 | 14.0 | W | 4 | sub. | am. g. ^a | 1 | 16 | 13.6 | 458.5 | 15.2 | W | 5 | sub. | |
| | Santiago | 761.7 | +0.5 | 10.5 | SW | 0 | lun.ia. | | | 15 | 14 | 9 | 458.4 | 12.9 | SW | 2 | lun.ia. |
| | Pontevedra | 762.2 | +0.2 | 12.6 | W | 1 | sub. | | | 4 | 16 | 11 | 459.5 | 15.2 | SW | 2 | sub. |
| | Lugo | | | | | | | | | | | | | | | | |
| | Orense | | | | | | | | | | | | | | | | |
| León | 760.6 | | 6.0 | SW | 3 | sub. | | Inapble | 15 | 4 | | 455.8 | 11.0 | W | 3 | c. sub. | |
| Región Cantábrica II | Santander | 768.5 | 0.4 | 12.5 | SW | 3 | sub. | am. g. ^a | 5 | 18 | 11 | 453.7 | 15.7 | W | 6 | sub. | |
| | Punta Galea | 757.5 | +0.7 | 12.2 | SW | 2 | sub. | am. g. ^a | 4 | 16 | 8 | 453.1 | 15.9 | W | 3 | sub. | |
| | Bilbao | 759.6 | +1.0 | 10.8 | SE | 2 | c. sub. | | | 1 | 20 | 9 | 454.5 | 16.4 | W | 2 | sub. |
| | Cabo Machuchaco | | | | | | | | | | | | | | | | |
| | Igueldo | | | | | | | | | | | | | | | | |
| San Sebastián | 759.7 | +0.0 | 15.0 | SW | 3 | sub. | am. g. ^a | 2 | 19 | 10 | 454.2 | 17.0 | S | 0 | sub. | | |
| Región del Duero III | Zamora | 763 | +1.5 | 11.1 | W | 2 | sub. | | | 13 | 5 | 459.0 | 13.4 | W | 4 | c. sub. | |
| | Palencia | 762.5 | +1.0 | 8.4 | W SW | 5 | c. sub. | | | 14 | 6 | 457.6 | 12.0 | W SW | 5 | c. sub. | |
| | Burgos | 761.1 | +0.5 | 6.2 | S | 0 | sub. | | | 12 | 3 | 455.0 | 12.0 | SW | 3 | sub. | |
| | Soria | | | | | | | | | | | | | | | | |
| | Valladolid | 762.6 | +1.0 | 8.5 | SW | 1 | sub. | | Inapble | 14 | 6 | 458.3 | 12.6 | SW | 4 | sub. | |
| Salamanca | 763.9 | +1.0 | 9.0 | W | 1 | sub. | | Inapble | 13 | 7 | 460.0 | 12.0 | W | 5 | sub. | | |
| Región Central IV | Ávila | 763.2 | | 4.0 | W W | 0 | c. sub. | | | 11 | 0 | 459.4 | 11.0 | W | 3 | sub. | |
| | Segovia | 761.1 | +0.9 | 7.0 | S | 0 | sub. | | | 12 | 6 | 458.6 | 10.7 | SW | 5 | sub. | |
| | Madrid | 762.4 | +1.1 | 11.1 | W | 0 | so | | | 17.1 | 8.3 | 458.5 | 15.2 | W | 3 | sub. | |
| | Toledo | 763.6 | +1.0 | 9.6 | W | 1 | so | | | 18 | 9 | 458.8 | 16.6 | W | 4 | sub. | |
| | Guadalajara | 762.4 | +1.0 | 8.4 | W W | 0 | sub. | | | 16 | 6 | 457.7 | 15.4 | W | 4 | sub. | |
| | Cuenca | 762.2 | +0.6 | 8.9 | W | 2 | sub. | | | 1 | 25 | 5 | 459.4 | 14.2 | SW | 2 | sub. |
| | | | | | | | | | | | | | | | | | |
| Alto Ebro VI | Cáceres | 763.8 | | 11.0 | SW | 1 | so | | Inapble | 18 | 9 | 460.9 | 15.8 | W | 3 | c. sub. | |
| | Badajoz | 765.2 | 0.0 | 12.2 | W | 4 | sub. | | | 17 | 11 | 460.9 | 15.8 | W W | 1 | sub. | |
| | Ciudad Real | 762.9 | +1.0 | 10.0 | W | 4 | sub. | | | 10 | 8 | 460.4 | 14.0 | W | 5 | sub. | |
| | Logroño | 759.5 | | 10.6 | W W | 2 | so | | | 19 | 8 | 454.9 | 17.0 | W SW | 2 | sub. | |
| | Vitoria | | | | | | | | | | | | | | | | |
| Extrem. Mancha V | Pamplona | 760.5 | +1.2 | 2 | SW | 0 | c. d. | | | 17 | 7 | 455.3 | 15.0 | SW | 2 | sub. | |
| | Huesca | 760.1 | +2.0 | 9.7 | W | 3 | c. d. | | Inapble | 19 | 8.4 | 456.8 | 15.6 | W | 1 | sub. | |
| | Zaragoza | 761.0 | +2.0 | 13.0 | W | 1 | so | | | 20 | 11 | 459.4 | 18.5 | W | 2 | sub. | |
| | | | | | | | | | | | | | | | | | |
| | | | | | | | | | | | | | | | | | |
| Región VII | Lérida | 760.3 | +2.0 | 9.4 | SE | 0 | c. d. | | Inapble | 16 | 7 | 458.9 | 15.4 | S | 0 | sub. | |
| | Gerona | 759.3 | +2.0 | 12.2 | W W | 0 | c. d. | am. la | | 21 | 12 | 455.8 | 20.6 | W W | 3 | c. sub. | |
| | Barcelona | 759.0 | | 15.4 | W W | 2 | c. d. | am. la | | 33 | 12 | 456.0 | 21.2 | W W | 3 | c. d. | |
| | Tarragona | 759.8 | +1.9 | 16.8 | W W | 2 | c. d. | | | 33 | 15 | 456.3 | 21.2 | W | 2 | so | |
| | Tortosa | | | | | | | | | | | | | | | | |
| Levan. VIII | Teruel | 753.6 | | 8.5 | SW | 1 | sub. | | | 16 | 6 | 451.5 | 13.9 | W | 5 | sub. | |
| | Castellón | 761.0 | +1.3 | 16.8 | W | 1 | so | | | 24 | 15 | 456.1 | 23.1 | W SW | 2 | so | |
| | Valencia | 760.1 | +1.0 | 16.8 | W SW | 2 | so | | | 22 | 14 | 456.1 | 23.2 | W | 2 | so | |
| | | | | | | | | | | | | | | | | | |
| | | | | | | | | | | | | | | | | | |
| Región IX | Albacete | 763.1 | +0.9 | 10.0 | W | 3 | c. d. | | | 17 | 8 | 459.4 | 15.2 | W | 5 | sub. | |
| | Alicante | 760.0 | +0.9 | | W | 4 | so | am. la | | 25 | 14 | 457.9 | 25.6 | W | 4 | so | |
| | Murcia | 760.6 | +1.0 | 21.4 | W | 2 | so | | | 26 | 10 | 457.6 | 24.2 | W | 3 | so | |
| | | | | | | | | | | | | | | | | | |
| | | | | | | | | | | | | | | | | | |
| Cuenca del Guadalq. X | Sevilla | 764.0 | | 13.2 | W | 2 | c. d. | | | 21 | 9 | 762.1 | 20.0 | SW | 5 | sub. | |
| | Córdoba | 763.4 | +0.5 | 13.2 | W | 1 | sub. | | | 20 | 9 | 461.7 | 18.8 | W | 3 | c. sub. | |
| | Jaén | 764.2 | | 12.8 | SW | 1 | sub. | | | 20 | 12 | 461.8 | 17.6 | SW | 1 | sub. | |
| | Granada | 763.1 | +0.4 | 11.6 | W | 0 | c. d. | | | 14 | 4 | 460.1 | 15.8 | W | 2 | sub. | |
| | | | | | | | | | | | | | | | | | |
| Costa del Sur XI | Huelva | 764.0 | | 12.8 | W | 1 | so | | Inapble | 20 | 11 | 461.9 | 18.8 | SW | 6 | sub. | |
| | Algeciras | | | | | | | | | | | | | | | | |
| | San Fernando | 764.1 | +0.3 | 14.7 | W | 0 | ? | am. la | | Inapble | 20 | 11 | 463.8 | 17.7 | W | 2 | so |
| | Tarifa | 762.9 | +0.3 | 16.1 | W | 1 | c. sub. | am. la | | 13 | 18 | 14 | 463.2 | 18.0 | ? | 2 | so |
| | Málaga | 763.4 | +0.8 | 17.2 | W W | 3 | sub. | cal | | 23 | 17 | 462.2 | 21.0 | W W | 2 | c. d. | |
| Almería | 759.6 | | 16.6 | SW | 1 | so | am. la | | 20 | 15 | 458.2 | 19.0 | SW | 3 | so | | |
| Balea. Sur XII | Palma | 759.1 | +0.8 | 17.5 | W | 3 | so | am. la | | 21 | 15 | 457.7 | 20.4 | SW | 7 | sub. | |
| | Mañón | 758.6 | +1.5 | 19.8 | W W | 2 | c. d. | | | 23 | 15 | 456.7 | 20.0 | W | 3 | so | |
| | | | | | | | | | | | | | | | | | |
| | Melilla | 764.8 | | 23.0 | W W | 4 | so | cal | | 30 | 16 | 465.4 | 27.6 | W W | 4 | so | |
| Res XI | Laguna | 764.7 | +0.7 | 13.8 | W | 2 | lun.ia. | | | 20 | 12 | 464.4 | 14.4 | W | 2 | sub. | |
| | Sta Cruz de Ten. | 760.4 | 0.0 | 17.9 | cal | 0 | sub. | Cal. | | 23 | 17 | 460.4 | 20.1 | W | 4 | c. sub. | |

— Noticias —