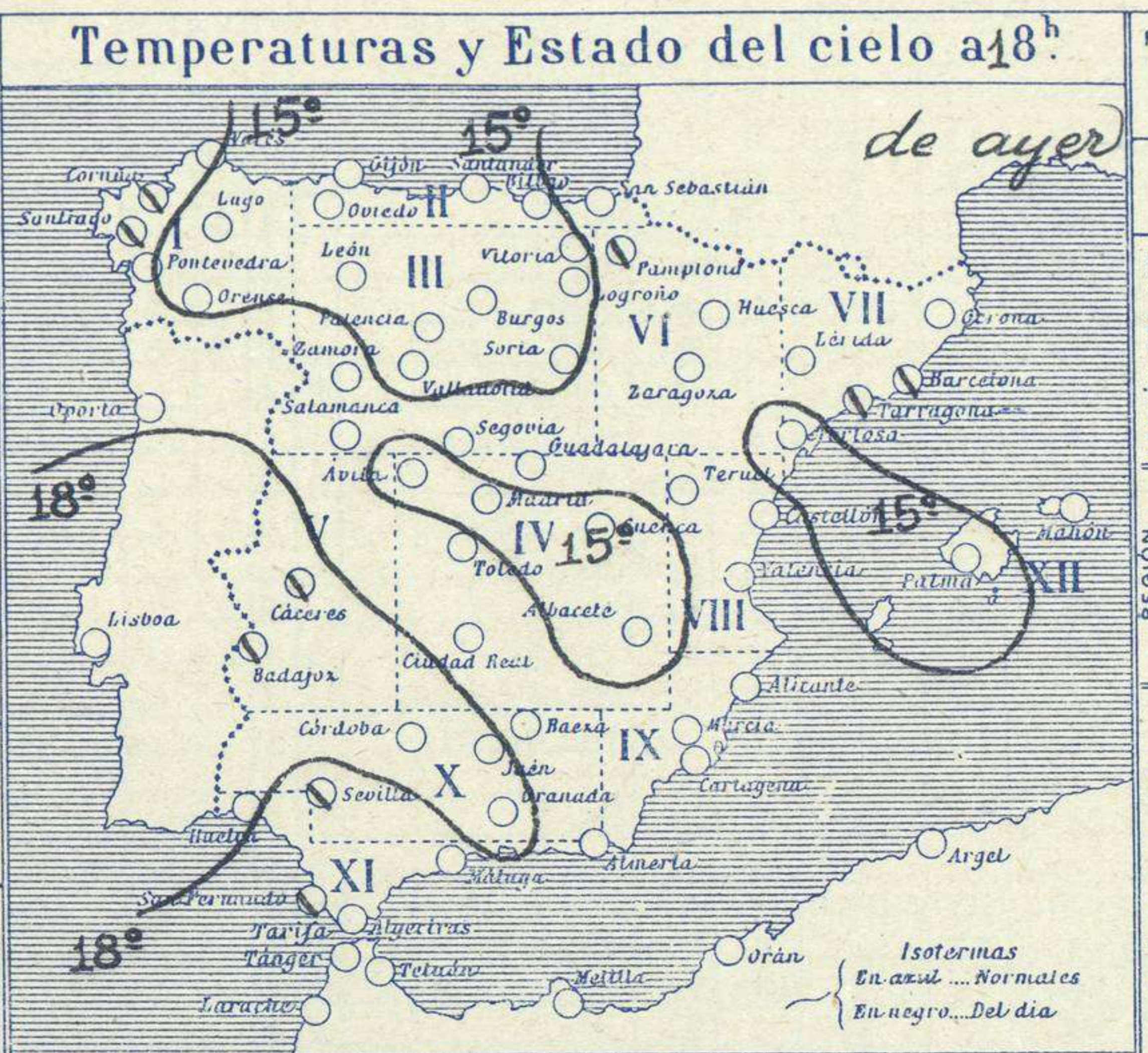
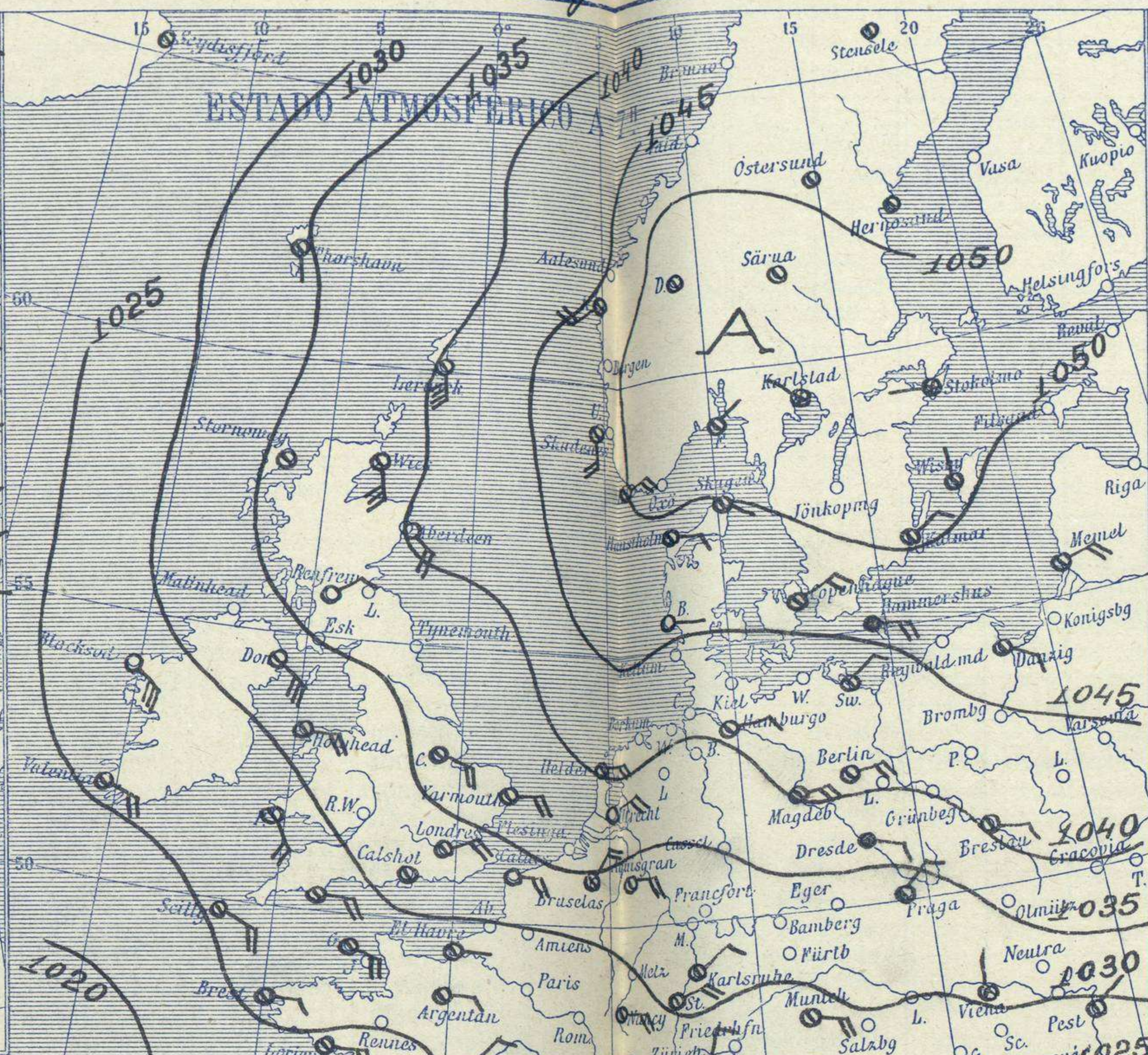
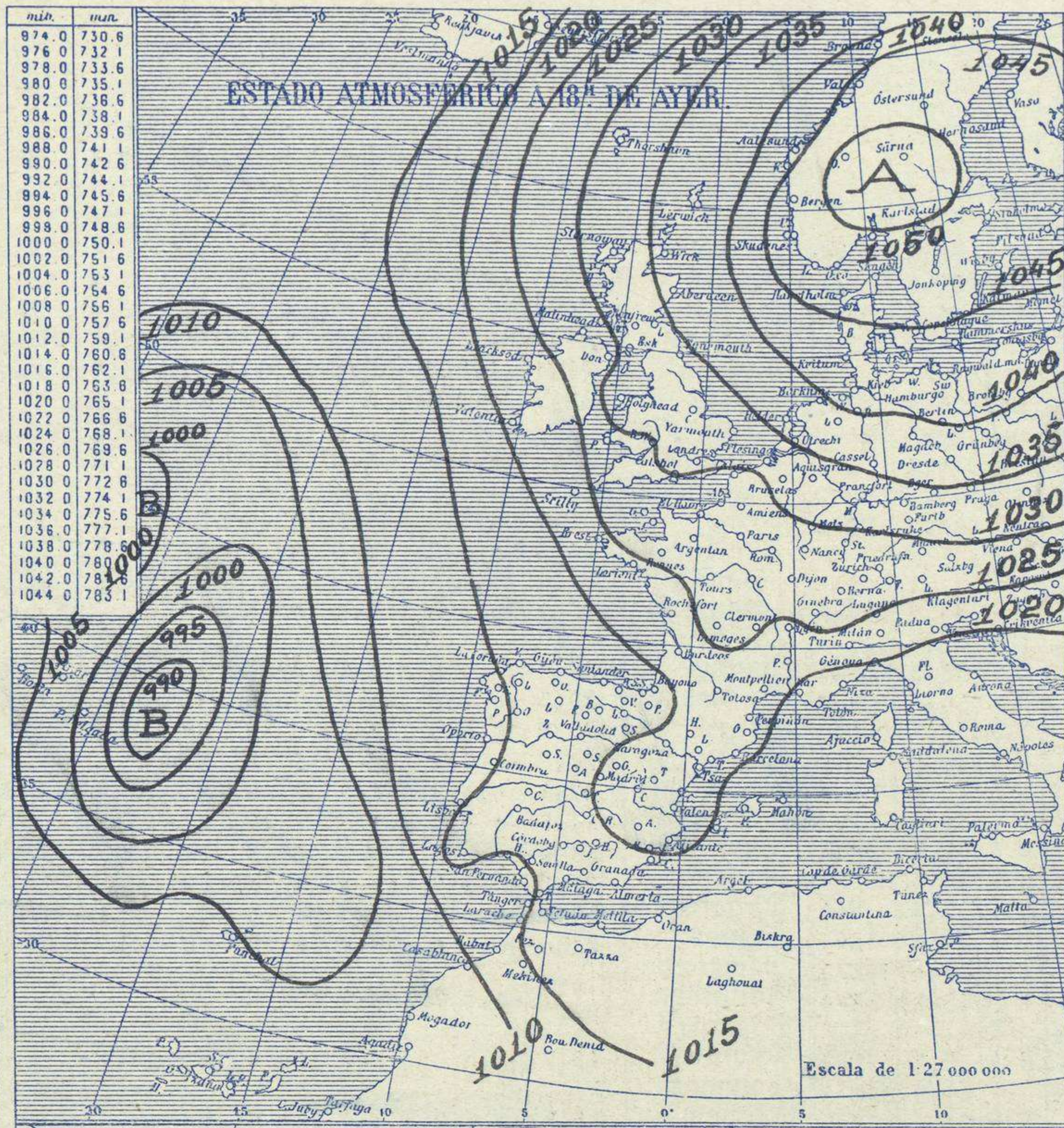


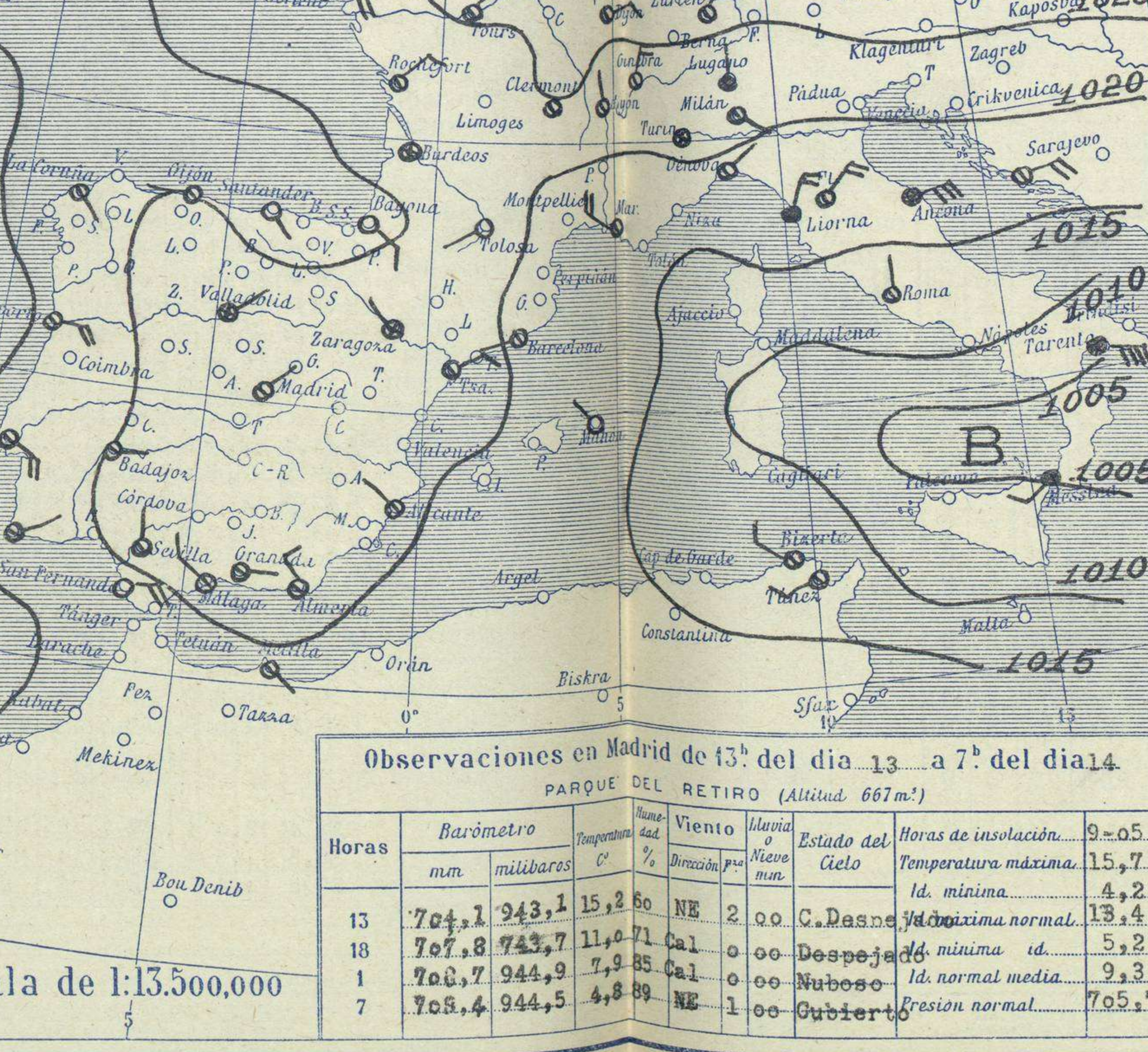
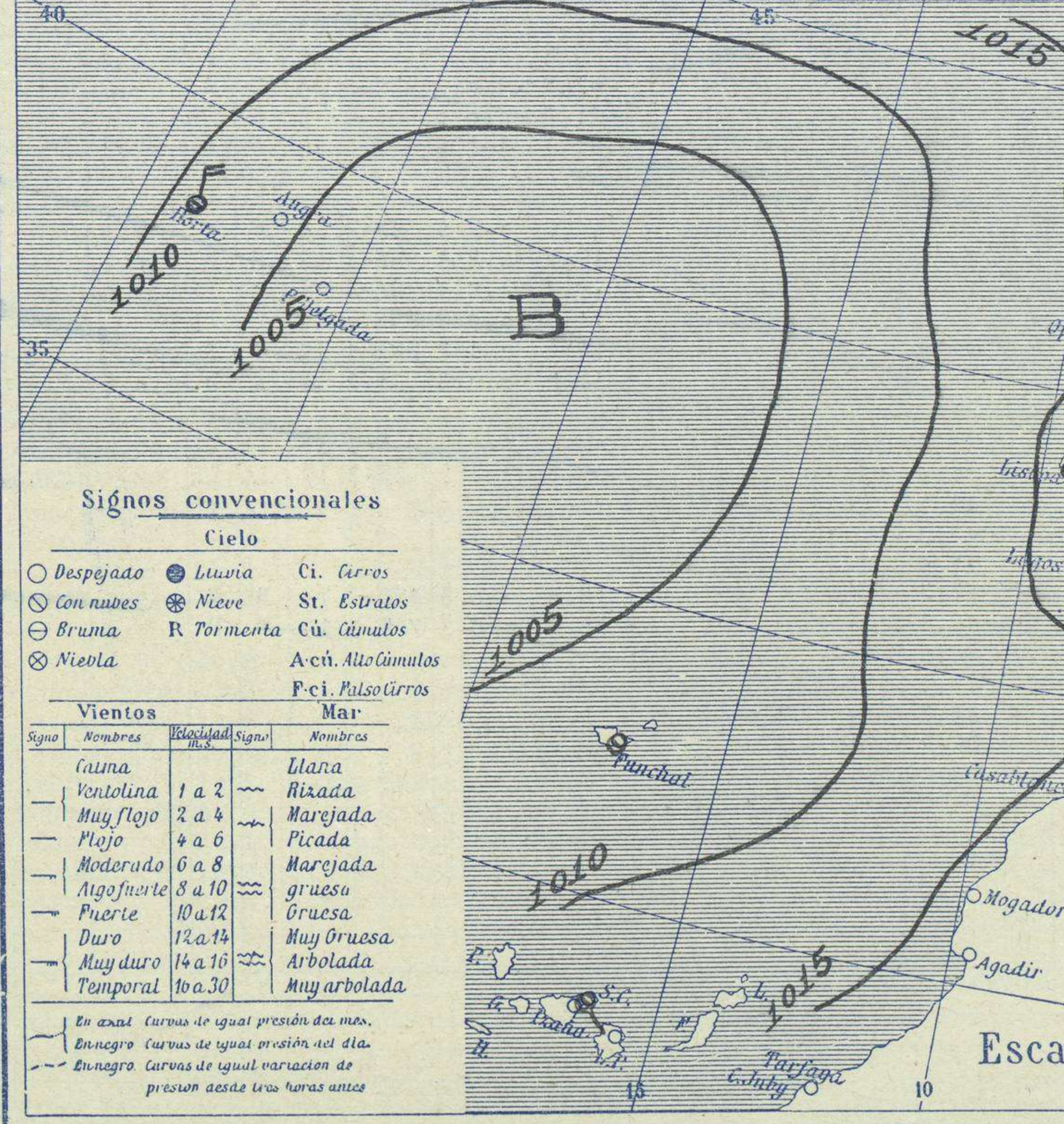
| ESTACIONES | PRESIÓN MILIBARES | | | VIENTO | TEMPE RATURA C° | TIEMPO | | PRESIÓN MILIBARES | | | VIENTO | ESTACIONES | PRESIÓN MILIBARES | | | VIENTO | ESTACIONES | PRESIÓN MILIBARES | | | VIENTO | | |
|------------------|-------------------|-----------|------|--------|-----------------|---------|----------|-------------------|------------------|---------|--------|------------|-------------------|-----------|------|--------|------------|-------------------|------------------|-----------|--------|-------|---------|
| | á O. N. M. G. N. | VARIACIÓN | C | | | D. y F. | PRESENTE | PASADO | á O. N. M. G. N. | D. y F. | | | á O. N. M. G. N. | VARIACIÓN | C | | | D. y F. | á O. N. M. G. N. | VARIACIÓN | | C | D. y F. |
| ISLANDIA | Seydisfjord | 21.1 | 0.0 | 0 | Cal-0 | 9 | N | N | | | | | De Bild | 37.2 | 0.6 | 2 | ENE-4 | 3 | D | D | 33.6 | E-4 | |
| | Reykjavik | 19.2 | 1.5 | 1 | Cal-0 | 7 | LL | LL | | | | | Le Helder | 39.7 | 0.2 | 3 | E-5 | 6 | N | D | 35.9 | E-4 | |
| | Vestmannaö | | | | | | | | | | | | Flesinga | | | | | | | | | | |
| | Thorshavn | 34.7 | 0.0 | 3 | S-1 | 8 | N | N | 33.9 | SSE-3 | | | Bruselas | 33.5 | 0.2 | 4 | NE-4 | 3 | N | N | 30.4 | ENE-3 | |
| | Stensele | 40.7 | 0.2 | 4 | Cal-0 | 1 | N | N | 39.8 | Cal-0 | | | Zurich | 26.4 | -0.6 | 9 | NNE-3 | 3 | N | N | 27.8 | NE-0 | |
| | Ostersund | 48.6 | 0.0 | 8 | Cal-0 | -5 | N | N | 47.3 | SE-1 | | | Berna | 24.6 | -0.4 | 6 | | 3 | N | N | 26.2 | N-3 | |
| | Hernosand | 45.5 | 0.2 | 3 | Cal-0 | -1 | N | N | 48.2 | Cal-0 | | | Ginebra | 24.0 | -0.6 | 6 | NNE-4 | 6 | N | N | 25.9 | NNE-2 | |
| | Särna | 50.9 | -0.2 | 8 | Cal-0 | | N | N | | | | | Lugano | 21.1 | 1.2 | 3 | N-3 | 9 | 11 | 11 | 20.7 | N-1 | |
| | Karlstad | 52.2 | 0.0 | 3 | NW-1 | -4 | NB | NB | 51.1 | NNW-1 | | | Calais | 32.7 | 0.8 | 3 | E-5 | | D | D | | | |
| | Estocolmo | 50.9 | 0.0 | 3 | W-2 | -1 | NB | NB | 50.3 | Cal-0 | | | Abbeville | | | | | | | | | 29.0 | NE-4 |
| SUECIA Y NORUEGA | Jönköping | | | | | | | | | | | | El Havre | 29.0 | 0.0 | 3 | E-2 | 9 | N | N | | | |
| | Wisby | 50.4 | 1.0 | 3 | N-2 | 0 | N | N | 47.4 | NE-2 | | | Maguncia | | | | | | | | | | |
| | Kalmar | 50.3 | 2.6 | 2 | NE-3 | 4 | N | D | 46.3 | NE-4 | | | Brest | 25.1 | 0.2 | 3 | E-3 | 7 | N | N | | | |
| | Bronnö | | | | | | | | | | | | Lorient | 23.8 | 0.0 | 3 | E-4 | 8 | N | N | | | |
| | Vallersund | | | | | | | | | | | | Rennes | | | | | | | | | 26.1 | E-2 |
| | Kinn | 41.1 | | | SW-5 | 7 | N | D | 45.8 | SSW-2 | | | Argentan | 28.1 | 0.0 | 3 | E-3 | 8 | N | | | | |
| | Dombaas | 53.1 | 0.0 | 5 | Cal-0 | 1 | N | D | 52.4 | Cal-0 | | | Paris | | | | | | | | | | |
| | Utsire | 48.1 | 0.6 | 3 | S-4 | 5 | N | D | 45.5 | ESE-3 | | | Nancy | 28.7 | -0.4 | 8 | E-4 | 4 | N | N | 27.5 | NE-3 | |
| | Fæerder | 51.9 | 0.2 | 4 | NE-1 | -1 | N | D | 50.2 | NE-2 | | | Estrasburgo | 29.5 | -0.2 | 8 | NE-4 | 5 | N | N | 28.5 | ENE-1 | |
| | Lister | 49.6 | 0.8 | 3 | ENE-4 | 3 | N | N | 47.1 | ENE-3 | | | Tours | 25.8 | 0.0 | 5 | NE-3 | 8 | N | NB | 26.1 | NE-2 | |
| DINAMARCA | Skagen | 50.4 | 0.0 | 3 | ESE-2 | 2 | N | N | 46.8 | E-2 | | | Dijon | 24.6 | -0.2 | 8 | ENE-3 | 6 | N | N | | | |
| | Hanstholm | 48.6 | 0.0 | 3 | E-3 | 3 | N | N | 45.8 | E-2 | | | Rochefort | 23.1 | 0.0 | 3 | ENE-3 | 7 | N | N | 22.7 | ENE-2 | |
| | Blaavands | 45.2 | 0.0 | 3 | E-2 | 2 | D | D | 43.8 | E-3 | | | Clermont | 24.5 | -0.6 | 9 | Cal-0 | 6 | N | N | 25.1 | | |
| | Copenhague | 47.5 | 1.4 | 3 | ENE-4 | 4 | N | N | 45.2 | E-4 | | | Lyon | 23.9 | 0.0 | 3 | N-2 | 6 | N | 11 | 24.3 | NNW-2 | |
| | Hammershus | 45.6 | 0.6 | 3 | E-4 | 6 | LL | N | 43.5 | ENE-5 | | | Burdeos | 21.3 | -0.4 | 9 | Cal-0 | 7 | NB | NB | | | |
| | Lerwick | 41.2 | 0.6 | 2 | S-5 | 8 | N | N | 39.7 | S-5 | | | Bayona | 19.1 | 0.0 | 3 | SE-3 | 10 | D | D | 19.1 | SE-3 | |
| | Stornoway | 34.5 | 0.8 | 3 | Cal-0 | 6 | N | N | 22.1 | SE-4 | | | Tolosa | 21.0 | 0.0 | 6 | SW-1 | 4 | D | NB | 21.3 | NNW-1 | |
| | Wick | 38.8 | 0.2 | 2 | S-6 | 9 | N | 11 | 37.0 | SSE-5 | | | Marignane | | | | | | | | | 18.3 | Cal-0 |
| | Aberdeen | 40.5 | 0.0 | 7 | SE-5 | 9 | N | N | 38.1 | SE-4 | | | Perpignan | 17.7 | -0.6 | 7 | WNW-5 | 15 | N | D | | | |
| | Malin Head | | | | | | | | | | | | Ajaccio | | | | | | | | | | |
| ISLAS BRITANICAS | Renfrew | 37.7 | 1.0 | 2 | ENE-3 | 7 | N | N | 35.8 | ESE-3 | | | Oporto | 15.7 | 0.0 | 3 | E-4 | 16 | N | N | 14.3 | E-3 | |
| | Tynemouth | | | | | | | | | | | | Coimbra | | | | | | | | | 14.3 | SE-2 |
| | Blacksod | 28.3 | 1.0 | 2 | ESE-6 | 9 | D | N | 24.4 | ESE-5 | | | Lisboa | 15.5 | 0.0 | 3 | ESE-4 | 13 | N | D | 14.5 | SE-1 | |
| | Donaghadde | 34.3 | 0.4 | 3 | SE-6 | 10 | N | N | 31.2 | S-4 | | | Lagos | 17.7 | 0.0 | 2 | ENE-2 | 14 | N | NB | 16.8 | ENE-1 | |
| | Holyhead | 32.6 | 0.8 | 4 | E-4 | 9 | N | N | 30.1 | Cal-0 | | | Funchal | 09.3 | 1.0 | 3 | | 10 | N | N | | | |
| | Cranwell | 26.9 | 0.8 | 3 | ESE-4 | 6 | N | N | 32.9 | E-3 | | | Horta | 07.9 | 1.0 | 3 | NE-5 | 14 | N | A | 05.0 | WNW-5 | |
| | Yarmouth | 36.2 | 0.8 | 2 | E-5 | 8 | N | N | 32.6 | ESE-4 | | | Turin | 21.3 | 0.0 | 0 | Cal-0 | 9 | NB | NB | | | |
| | Valentia | 36.4 | 1.4 | 3 | ESE-5 | 11 | N | N | 22.0 | ESE-5 | | | Milan | 21.1 | 1.8 | 3 | ESE-2 | 12 | N | A | 20.7 | E-2 | |
| | Pembroque | 29.1 | 0.6 | 2 | ESE-4 | 9 | N | N | 27.6 | E-3 | | | Pádua | | | | | | | | | | |
| | Ross-on-Wye | | | | | | | | | | | | Venecia | | | | | | | | | | |
| EUROPA CENTRAL | Londres | 32.2 | 0.8 | 3 | ENE-4 | 7 | N | 11 | | | | | Génova | 16.9 | 0.2 | 4 | NE-2 | 14 | N | N | 19.0 | N-4 | |
| | Scilly | 26.4 | 0.4 | 2 | ESE-5 | 11 | N | N | 24.2 | SE-5 | | | Florenzia | 17.5 | 0.2 | 4 | NE-4 | 13 | N | N | 16.7 | N-3 | |
| | Plymouth | 28.6 | 0.2 | 4 | E-4 | 9 | LL | 11 | | | | | Liorna | 18.7 | 1.2 | 4 | NE-5 | 14 | LL | 11 | 17.2 | NNE-1 | |
| | Calshof | 31.1 | 1.0 | 3 | | 9 | N | N | | | | | Ancona | 16.5 | 0.6 | 3 | ENE-6 | 14 | LL | 11 | | | |
| | Quernsey | 27.3 | 0.2 | 3 | ESE-5 | 10 | N | N | 26.7 | E-4 | | | Zara | 17.2 | 0.4 | 3 | ENE-4 | 12 | N | N | | | |
| | Borkum | | | | | | | | | | | | Roma | 11.5 | 0.0 | 3 | N-2 | 14 | N | N | 10.5 | NNW-4 | |
| | Loningen | 38.3 | 0.0 | 3 | | 3 | N | N | | | | | Magdalena | | | | | | | | | 15.8 | NW-3 |
| | Hamburgo | | 0.4 | 2 | ENE-3 | 6 | N | N | 40.3 | NE-4 | | | Taranto | 07.0 | 0.0 | 5 | E-7 | 15 | LL | LL | 05.9 | Cal-0 | |
| | Swinemunde | 44.4 | 2.0 | 3 | NE-3 | 3 | N | N | 41.0 | NE-3 | | | Mesina | 05.4 | 1.2 | 3 | SW-3 | 17 | LL | LL | 08.1 | NW-2 | |
| | Danzig | 47.5 | 2.4 | 3 | ESE-3 | 3 | N | N | 41.9 | E-4 | | | Tanger | | | | | | | | | | |
| EUROPA CENTRAL | Memel | 43.8 | 0.0 | 3 | ENE-4 | 5 | N | N | 42.3 | ENE-3 | | | Oran | | | | | | | | | | |
| | Aquisgran | 33.9 | 0.0 | 3 | ENE-4 | 4 | N | N | 31.8 | E-3 | | | Argel | | | | | | | | | | |
| | Magdeburgo | 40.5 | 0.2 | 2 | ENE-4 | 5 | N | N | 39.3 | NE-4 | | | Bizerta | 13.8 | 0.0 | 3 | WNW-3 | 16 | N | N | 13.6 | WNW-2 | |
| | Berlin | 41.5 | 0.8 | 4 | ENE-5 | 3 | N | 11 | 42.4 | ENE-5 | | | Túnez | 13.0 | 0.0 | 3 | WSW-3 | 13 | N | N | | | |
| | Dresde | 36.7 | 0.6 | 4 | E-3 | 4 | 11 | 11 | 36.0 | ENE-2 | | | Rabat | | | | | | | | | | |
| | Breslau | 39.8 | 1.6 | 3 | E-3 | 3 | N | N | 35.1 | N-1 | | | Fez | | | | | | | | | | |
| | Francfort | | | | | | | | | | | | Tazza | | | | | | | | | | |
| | Carlsruha | 39.0 | -0.8 | 8 | NE-3 | 4 | N | N | 29.2 | NE-3 | | | Sfax | | | | | | | | | | |
| | Munich | 29.9 | -1.0 | 8 | E-5 | 3 | N | N | 28.8 | E-3 | | | Casablanca | | | | | | | | | | |
| | Posen | | | | | | | | | | | | Mequinez | | | | | | | | | | |
| Varsovia | | | | | | | | | | | | Agadir | | | | | | | | | | | |
| Cracovia | | | | | | | | | | | | | | | | | | | | | | | |
| Viena | 32.4 | 2.0 | 4 | NNW-1 | 5 | NB | N | | | | | | | | | | | | | | | | |
| Praga | 35.5 | 1.6 | 4 | NE-3 | 4 | N | LL | | | | | | | | | | | | | | | | |
| Buda-Pest | 28.0 | 0.6 | 3 | NE-1 | 6 | N | N | | | | | | | | | | | | | | | | |

RADIOGRAMAS TRANSMITIDOS DESDE BARCOS



Temperaturas extrema y Lluvia

| Estaciones | Temperaturas | | Lluvia |
|---------------------------|--------------|--------|--------|
| | Máx. | Mínim. | |
| La Coruña | 18 | 10 | |
| Santiago | 19 | 12 | |
| Pontevedra | | 8 | |
| Lugo | | | |
| Orense | 17 | 11 | |
| Gijón | 16 | | |
| Oviedo | 17 | 6 | |
| Santander | 20 | 11 | |
| Bilbao | | | |
| San Sebastián | 19 | 8 | |
| León | | 2 | |
| Zamora | 15 | 2 | |
| Palencia | 15 | 0 | |
| Burgos | | | |
| Soria | 14 | 1 | |
| Valladolid | 16 | 2 | |
| Salamanca | 18 | | |
| Ávila | 11 | 3 | |
| Segovia | 18 | 2 | |
| Madrid | 16 | 4 | |
| Toledo | 17 | 5 | |
| Guadalajara | 16 | 2 | |
| Cuenca | 16 | 1 | |
| Ciudad-Real | 13 | 4 | |
| Albacete | 15 | 4 | |
| Cáceres | 17 | 11 | |
| Badajoz | 19 | 9 | |
| Vitoria | 16 | 3 | |
| Logroño | 15 | 4 | |
| Pamplona | 15 | 2 | |
| Huesca | 17 | 6 | |
| Zaragoza | 18 | 5 | |
| Lérida | | | |
| Oerona | 18 | 6 | |
| Barcelona | 18 | 12 | |
| Tarragona | 20 | 10 | |
| Tortosa | 19 | 8 | |
| Teruel | 18 | 6 | |
| Castellón | 19 | 11 | |
| Valencia | 20 | 11 | |
| Alicante | 22 | 10 | |
| Murcia | 21 | 6 | |
| Sevilla | 21 | 8 | |
| Córdoba | 19 | 9 | |
| Jaén | 19 | | |
| Baeza | 16 | 3 | |
| Granada | 13 | 6 | |
| Huelva | 22 | 11 | |
| San Fernando | 21 | 16 | |
| Tarifa | 22 | 12 | |
| Algeciras | 17 | 15 | |
| Málaga | 20 | 12 | |
| Almería | 21 | 14 | |
| Palma | 20 | 3 | |
| Ibiza | | | |
| Mahón | 19 | 13 | |
| Las Palmas | | | |
| S ^t Cruz de T. | 22 | 17 | |
| Laguna | | 12 | 05 |
| Izaña | 13 | 6 | |
| Tetuán | 18 | | |
| Melilla | 20 | 10 | |
| Tánger | | | |



Temperaturas y Estado del cielo a 18^h de ayer

Observaciones aerológicas

Estado General

Persiste el anticiclón del Norte de Europa sobre la Península Escandinava. Entre Azores y la Península Ibérica se encuentra un centro de presiones bajas y otro en el Mediterráneo al Sur de Italia.

Temperaturas y Estado del cielo a 18^h de ayer

| Estaciones | Máx. | Mínim. | mm |
|---------------------------|------|--------|----|
| La Coruña | 18 | 10 | |
| Santiago | 19 | 12 | |
| Pontevedra | | 8 | |
| Lugo | | | |
| Orense | 17 | 11 | |
| Gijón | 16 | | |
| Oviedo | 17 | 6 | |
| Santander | 20 | 11 | |
| Bilbao | | | |
| San Sebastián | 19 | 8 | |
| León | | 2 | |
| Zamora | 15 | 2 | |
| Palencia | 15 | 0 | |
| Burgos | | | |
| Soria | 14 | 1 | |
| Valladolid | 16 | 2 | |
| Salamanca | 18 | | |
| Ávila | 11 | 3 | |
| Segovia | 18 | 2 | |
| Madrid | 16 | 4 | |
| Toledo | 17 | 5 | |
| Guadalajara | 16 | 2 | |
| Cuenca | 16 | 1 | |
| Ciudad-Real | 13 | 4 | |
| Albacete | 15 | 4 | |
| Cáceres | 17 | 11 | |
| Badajoz | 19 | 9 | |
| Vitoria | 16 | 3 | |
| Logroño | 15 | 4 | |
| Pamplona | 15 | 2 | |
| Huesca | 17 | 6 | |
| Zaragoza | 18 | 5 | |
| Lérida | | | |
| Oerona | 18 | 6 | |
| Barcelona | 18 | 12 | |
| Tarragona | 20 | 10 | |
| Tortosa | 19 | 8 | |
| Teruel | 18 | 6 | |
| Castellón | 19 | 11 | |
| Valencia | 20 | 11 | |
| Alicante | 22 | 10 | |
| Murcia | 21 | 6 | |
| Sevilla | 21 | 8 | |
| Córdoba | 19 | 9 | |
| Jaén | 19 | | |
| Baeza | 16 | 3 | |
| Granada | 13 | 6 | |
| Huelva | 22 | 11 | |
| San Fernando | 21 | 16 | |
| Tarifa | 22 | 12 | |
| Algeciras | 17 | 15 | |
| Málaga | 20 | 12 | |
| Almería | 21 | 14 | |
| Palma | 20 | 3 | |
| Ibiza | | | |
| Mahón | 19 | 13 | |
| Las Palmas | | | |
| S ^t Cruz de T. | 22 | 17 | |
| Laguna | | 12 | 05 |
| Izaña | 13 | 6 | |
| Tetuán | 18 | | |
| Melilla | 20 | 10 | |
| Tánger | | | |

Tiempo probable

EN LAS REGIONES.

| | |
|------|------------------------|
| I | |
| II | No se hace predicción. |
| III | |
| IV | |
| V | |
| VI | |
| VII | |
| VIII | |
| IX | |
| X | |
| XI | |
| XII | |

Observaciones en Madrid de 13^h del día 13 a 7^h del día 14

PARQUE DEL RETIRO (Altitud 667m²)

| Horas | Barómetro | | Temperatura | Viento | Nieve | Estado del Cielo | Horas de insolación | | |
|-------|-----------|-----------|-------------|--------|-------|------------------|---------------------|-----------|-------------------------|
| | mm | milibares | | | | | | | |
| 13 | 707.1 | 943,1 | 15,2 | 60 | NE | 2 | 00 | C. Desn. | 9=05 |
| 18 | 707.8 | 943,7 | 11,0 | 71 | Cal | 0 | 00 | Despejado | Temperatura máxima 15,7 |
| 1 | 708.7 | 944,9 | 7,9 | 85 | Cal | 0 | 00 | Nuboso | Id. mínima 4,2 |
| 7 | 708.4 | 944,5 | 4,8 | 89 | NE | 1 | 00 | Cubierto | Id. normal 13,4 |

Signos convencionales

Cielo

- Despejado
- Con nubes
- Bruma
- Niebla
- Lluvia
- Nieve
- R Tormenta
- Ci. Cirros
- St. Estratos
- Cú. Cúmulos
- A.cú. Alto Cúmulos
- F.cú. Pilo Cúmulos

Vientos

| Signo | Nombres | Velocidad | Signo | Nombres |
|-------|-------------|-----------|-------|-----------------|
| — | Calma | 0 | — | Ulara |
| — | Ventolina | 1 a 2 | — | Rizada |
| — | Muy flojo | 2 a 4 | — | Marejada |
| — | Flojo | 4 a 6 | — | Picada |
| — | Moderado | 6 a 8 | — | Marejada gruesa |
| — | Algo fuerte | 8 a 10 | — | Fuerte |
| — | Fuerte | 10 a 12 | — | Muy gruesa |
| — | Duro | 12 a 14 | — | Muy gruesa |
| — | Muy duro | 14 a 16 | — | Arbolada |
| — | Temporal | 16 a 30 | — | Muy arbolada |

Mar

- En azul Curvas de igual presión del día.
- En negro Curvas de igual presión del día.
- En negro Curvas de igual variación de presión desde tres horas antes.

Escala de 1:13.500.000

OBSERVACIONES DE ESPAÑA

| ESTACIONES | PRESIÓN MILIBARES | | | VIENTO | TEMPE RATUR A | TIEMPO | NUBES | MAR | DIRECCIÓN Y FUERZA DEL VIENTO A | | | | | | | |
|---------------------------------------|-------------------|-----------|----|--------|---------------|--------|-------|------------|---------------------------------|----------|------------------------|------|-------|-------|-------|------|
| | á O° | VARIACIÓN | C. | | | | | | D. y F. | PRESENTE | PASADO | 250 | 500 | 1000 | 2000 | 3000 |
| | N. M. G. N. | | | | | | | | | | | | | | | |
| OBSERVACIONES A 7^h | | | | | | | | | | | | | | | | |
| La Coruña | 16,7 | 0,8 | 3 | SSE-2 | 14 | 65 | N N | Cu St-cu | 3 | 4 | OBSERVACIONES A | | | | | |
| Gijón | 19,8 | 1,4 | 4 | W-2 | 8 | 75 | N N | Ci | 1 | 5 | | | | | | |
| Santander | 19,1 | 0,2 | 5 | SSE-1 | 11 | 85 | D D | A-cu | 3 | 8 | | | | | | |
| Valladolid | 25,1 | 1,0 | 4 | NE-1 | 2 | 95 | NB N | St | | 2 | | | | | | |
| Zaragoza | 22,2 | 0,0 | 3 | NW-0 | 6 | 95 | NB NB | St- | | 1 | | | | | | |
| Barcelona | 19,1 | 0,4 | 4 | WSW-2 | 13 | 75 | N N | St cu | 7 | | N-2 | SE-2 | S-1 | NE-2 | N-4 | N-4 |
| Tortosa | 20,9 | 0,2 | 3 | Cal-0 | 11 | 95 | N D | A-st Ci | 6 | | | | | | | |
| Mahón | 18,3 | 0,4 | 4 | NW-2 | 13 | 85 | D D | Cu | 3 | 8 | | | | | | |
| Madrid | 24,2 | 0,4 | 4 | NE-1 | 5 | 85 | N N | Ci | | 6 | | | | | | |
| Badajóz | 20,1 | 0,2 | 4 | E-3 | 10 | 85 | N N | Cu St-cu | 7 | | | | | | | |
| Alicante | 20,7 | 0,2 | 4 | NW-0 | 10 | 85 | N D | Ci | 1 | 8 | | | | | | |
| Granada | 20,3 | 0,6 | 3 | E-1 | 9 | 95 | N N | Cu A-cu Ci | 6 | | | | | | | |
| Sevilla | 20,9 | 1,2 | 3 | N-1 | 11 | 95 | N N | A-cu | 6 | | | | | | | |
| Almería | 29,7 | 0,6 | 5 | NW-3 | 16 | 65 | N N | St | 1 | 8 | | | | | | |
| Málaga | 21,0 | 0,2 | 3 | NW-1 | 15 | 75 | N N | Cu Ci | 3 | 5 | | | | | | |
| S.Fernando | 15,8 | 0,0 | 3 | E-5 | 17 | 75 | N N | St-cu A-cu | 4 | 7 | | | | | | |
| Melilla | 20,2 | 0,4 | 4 | SE-1 | 17 | 85 | N N | St-cu Ci | 3 | 6 | | | | | | |
| Tetuán | | | | | | | | | | | | | | | | |
| S ^{ta} C. de Tenerife | 12,1 | 0,8 | 3 | SE-1 | 19 | 75 | N N | Cu | 2 | 9 | | | | | | |
| Izaña | 702,0 | 0,4 | 4 | SSW-6 | 6 | 95 | D | 11 | Ci Cu | 9 | | | | | | |
| OBSERVACIONES A 18^h | | | | | | | | | | | | | | | | |
| La Coruña | 15,5 | 0,4 | 3 | Cal-0 | 17 | 75 | N N | A-cu | 2 | 4 | SE-2 | SE-5 | SE-4 | SSE-3 | | |
| Gijón | 18,8 | 0,4 | 4 | NE-1 | 13 | 95 | D | | 1 | 4 | | | | | | |
| Santander | 18,2 | 1,0 | 4 | NW-1 | 14 | 85 | N D | | 2 | 6 | | | | | | |
| Valladolid | 20,5 | 0,8 | 3 | Cal-0 | 11 | 74 | D | | | 8 | | | | | | |
| Zaragoza | 21,1 | 0,2 | 8 | Cal-0 | 15 | 74 | D | | | 2 | | | | | | |
| Barcelona | 20,3 | 1,2 | 3 | ESE-1 | 17 | 85 | N N | St-cu | 7 | | E-2 | E-5 | NNW-0 | W-4 | NNE-3 | |
| Tortosa | 21,7 | 1,2 | 4 | Cal-0 | 5 | 84 | D | | 2 | | | | | | | |
| Mahón | 18,1 | 0,8 | 3 | NE-3 | 17 | 74 | N N | St-cu | 1 | 8 | | | | | | |
| Madrid | 20,3 | 0,4 | 3 | Cal-0 | 11 | 74 | D | | 7 | | | | | | | |
| Badajóz | 17,7 | 0,6 | 4 | E-2 | 17 | 64 | N N | A-cu | 7 | | | | | | | |
| Alicante | 20,0 | 1,2 | 4 | NNW-2 | 16 | 74 | N D | St-cu | 2 | 9 | | | | | | |
| Granada | 16,5 | 0,6 | 3 | SW-0 | 15 | 94 | N N | Cu A-st | 5 | | | | | | | |
| Sevilla | 18,3 | 0,4 | 8 | NW-1 | 16 | 74 | N N | A-st | 5 | | | | | | | |
| Almería | 20,9 | 1,2 | 3 | NW-2 | 17 | 64 | N D | A-st | 1 | 8 | | | | | | |
| Málaga | 19,1 | 0,4 | 3 | E-2 | 17 | 74 | N N | A-cu | 2 | 4 | | | | | | |
| S.Fernando | 14,9 | 0,4 | 4 | E-4 | 17 | 64 | N N | St-cu A-cu | 2 | 7 | | | | | | |
| Melilla | | | | | | | | | | | | | | | | |
| Tetuán | 17,3 | 1,2 | 3 | E-4 | 16 | 84 | N D | Cu-nb | 3 | | | | | | | |
| S ^{ta} C. de Tenerife | 11,5 | 0,0 | 4 | SSW-4 | 21 | 64 | N N | Cu | 3 | 8 | | | | | | |
| Izaña | 00,4 | 0,2 | 4 | WSW-7 | 11 | 34 | N N | Cu-nb A-cu | 9 | | | | | | | |

NOTICIAS

... Expresado en medias horas antes observación.
 .. D Despejado ó semidespejado - N Nuboso ó cubierto - NB Niebla ó bruma - A Aguaceros - H Lloviznas - LL Lluvias - G Granizo (sin truenos) - An Aguanieve - nv Nieve - T Tormenta.
 ... D Despejado ó semidespejado - N Nuboso - NC Cubierto constantemente - NB Niebla ó bruma - A Aguaceros - H Lloviznas - nv Nieve ó aguanieve - G Granizo (sin truenos) - T Tormenta.
 Sobre el nivel del mar.