

# DIRECCIÓN GENERAL DEL INSTITUTO GEOGRÁFICO Y ESTADÍSTICO

AÑO XXI

## BOLETÍN

1913

Núm. 152

DEL

30 de Mayo

## OBSERVATORIO CENTRAL METEOROLÓGICO

### Observaciones del Extranjero

| Observaciones de la mañana á las 7 <sup>h</sup> |                         |                      |             |           |                 |                  |                |                  |                                      |                   |   |             | Id.en las 24 horas |                 |                  | Id.de la vispera por la tarde |  |  |  |  |
|---|-------------------------|----------------------|-------------|-----------|-----------------|------------------|----------------|------------------|--------------------------------------|-------------------|---|-------------|--------------------|-----------------|------------------|-------------------------------|--|--|--|--|
| Estaciones                                      | Barómetro               |                      | Temperatura | Viento    |                 | Estado del cielo | Estado del mar | Lluvia ó nieve   | Temp. <sup>extr.</sup> <sup>as</sup> |                   | Barom. <sup>á 0°</sup> y al nivel del mar | Temperatura | Viento             |                 | Estado del cielo |                               |  |  |  |  |
|   | á 0° y al nivel del mar | Variación en 3 horas |             | Dirección | F <sup>ra</sup> |                  |                |                  | Max. <sup>a</sup>                    | Min. <sup>a</sup> |   |             | Dirección          | F <sup>ra</sup> |                  |                               |  |  |  |  |
| Escandinavia                                    | Bodo                    | 758.2                | +0.4        | 11.0      | S               | 2                | nub.           | dl <sup>a</sup>  |                                      |                   | 758.9                                     | 11.4        | E                  | 2               | so               |                               |  |  |  |  |
|   | Cristiansund            | 759.1                | -0.5        | 7.6       | NNW             | 1                | nub.           | Riz <sup>a</sup> | 2                                    | 11                | 9   | 756.5       | 9.6                | cal             | 0                | nub.                          |  |  |  |  |
|   | Shudisnoes              | 758.7                | -0.4        | 11.6      | E               | 2                | c.nub.         | Riz <sup>a</sup> | 1                                    | 10                | 9   | 759.0       | 9.7                | S               | 2                | niebla                        |  |  |  |  |
| Europa Oriental y Central                       | Riga                    | 763.6                | +0.2        | 12.2      | ESE             | 2                | so             |                  |                                      |                   | 762.3                                     | 10.2        | NNW                | 1               | c.d.             |                               |  |  |  |  |
|   | Moscou                  | 761.6                |             | 16.6      | N               | 1                | c.nub.         |                  |                                      |                   | 760.2                                     | 11.4        | NNW                | 1               | nub.             |                               |  |  |  |  |
|   | Nicolaiew               | 764.9                |             | 12.7      | N               | 4                | so             |                  |                                      |                   | 769.1                                     | 13.2        | NNW                | 0               | niebla           |                               |  |  |  |  |
|   | Feldkirch               | 762.2                | +0.3        | 18        | cal             | 0                | so             |                  | 28                                   | 15                |   | 762.9       | 18.4               | SW              | 1                | so                            |  |  |  |  |
|   | Cernorvitz              | 764.9                | 0.0         | 11.4      | cal             | 0                | nub.           |                  | 19                                   | 9                 |   | 763.9       | 14.4               | NNW             | 2                | so                            |  |  |  |  |
|   | Gracovia                | 762.4                | 0.0         | 16.5      | WSW             | 3                | c.nub.         |                  | 21                                   | 13                |   | 764.5       | 15.9               | W               | 1                | c.d.                          |  |  |  |  |
|   | Pola                    | 765.1                | +0.3        | 20.4      | ESE             | 1                | so             |                  | 25                                   | 12                |   | 764.9       | 18.2               | cal             | 0                | so                            |  |  |  |  |
|   | Viena                   | 765.8                | 0.0         | 15.5      | NNW             | 1                | so             |                  | 21                                   | 12                |   | 764.8       | 16.4               | cal             | 0                | so                            |  |  |  |  |
|   | Berlin                  | 760.2                | -0.1        | 20.4      | S               | 2                | c.nub.         |                  | 24                                   | 11                |   | 761.5       | 23.4               | NNW             | 2                | c.d.                          |  |  |  |  |
| Berna   | 762.1                   |                      | 18.5        | SE        | 0               | nub.             |                |                  |                                      |                   | 762.0                                     | 18.2        | S                  | 0               | c.d.             |                               |  |  |  |  |
| Islas Británicas                                | Stornoway               | 752.6                | -1.7        | 9.4       | ENE             | 3                | niebla         | niebla           | 0.2                                  | 13.9              | 8.3                                       | 756.7       | 11.1               | WNW             | 4                | nub.                          |  |  |  |  |
|   | Shields                 | 754.6                | -0.5        | 11.7      | E               | 1                | c.nub.         | Riz <sup>a</sup> | 1.0                                  | 16.1              | 10.0                                      | 757.9       | 13.9               | S               | 1                | nub.                          |  |  |  |  |
|   | Valentia                | 747.5                | -1.2        | 10.6      | NNW             | 1                | niebla         | niebla           | 12.5                                 | 12.3              | 10.0                                      | 753.6       | 17.7               | NNW             | 3                | niebla                        |  |  |  |  |
| Francia   | Gris Nex                | 755.5                | 0.0         | 20.4      |                 | 4                | c.d.           | Riz <sup>a</sup> | 2.6                                  | 16                |   | 758.4       | 23.4               | cal             | 0                | nub.                          |  |  |  |  |
|   | St. Mathieu             | 754.8                | +0.2        | 14.3      | SE              | 2                | nub.           | Riz <sup>a</sup> | 2.2                                  | 15                |   | 757.1       | 20.4               | cal             | 0                | c.nub.                        |  |  |  |  |
|   | Isla de Aix             | 756.3                | 0.0         | 30.0      | S               | 4                | c.nub.         | Riz <sup>a</sup> | 3.0                                  | 18                |   | 758.0       | 25.0               | SW              | 2                | c.nub.                        |  |  |  |  |
|   | Biarritz                | 757.5                | +0.4        | 24.0      | SW              | 4                | c.d.           | dl <sup>a</sup>  | 2.9                                  | 21                |   | 757.4       | 23.6               | SE              | 3                | nub.                          |  |  |  |  |
|   | Paris                   | 758.2                | +0.2        | 24.3      | S               | 3                | nub.           |                  | 24.7                                 | 15.2              |   | 759.1       | 25.1               | ESE             | 2                | nub.                          |  |  |  |  |
|   | Clermont                | 759.5                | -0.1        | 19.9      | SSW             | 6                | so             |                  | 30.6                                 | 15.0              |   | 758.7       | 25.7               | SW              | 4                | c.nub.                        |  |  |  |  |
|   | Perpiñán                | 762.2                | +0.3        | 18.2      | NE              | 1                | nub.           |                  | 34.6                                 | 12.5              |   | 762.3       | 17.0               | NE              | 2                | nub.                          |  |  |  |  |
|   | Cabo Sicié              | 764.2                | +0.6        | 15.2      | E               | 4                | niebla         | niebla           | 20                                   | 13                |   | 764.1       | 14.6               | E               | 4                | niebla                        |  |  |  |  |
|   | Niza                    | 764.7                | +0.3        | 20.1      | cal             | 0                | c.d.           | dl <sup>a</sup>  | 23                                   | 14                |   | 764.2       | 20.2               | cal             | 0                | so                            |  |  |  |  |
| Italia  | Liorna                  | 764.7                | 0.0         | 20.8      | NNW             | 1                | so             |                  |                                      |                   | 764.8                                     | 21.0        | NNW                | 3               | c.d.             |                               |  |  |  |  |
|   | Roma                    | 764.7                | 0.0         | 17.4      | N               | 2                | so             |                  |                                      |                   | 764.6                                     | 20.8        | W                  | 0               | so               |                               |  |  |  |  |
|   | Cagliari                | 764.4                |             | 14.9      | NNW             | 3                | so             |                  |                                      |                   | 763.4                                     | 25.9        | SE                 | 4               | so               |                               |  |  |  |  |
|   | Palermo                 | 64.7                 | +0.1        | 30.2      | cal             | 0                | so             |                  |                                      |                   | 765.4                                     | 16.6        | E                  | 2               | so               |                               |  |  |  |  |
| Portugal  | Porto                   | 762.8                | +1.4        | 16.1      | NNW             | 4                | c.nub.         | niebla           | 1                                    | 20                | 14  | 761.5       | 16.6               | SSW             | 4                | nub.                          |  |  |  |  |
|   | Lisboa                  | 764.6                | +0.5        | 18.0      | NW              | 4                | nub.           | niebla           | 1                                    | 22                | 16  | 763.1       | 17.0               | NNW             | 1                | niebla                        |  |  |  |  |
|   | Lagos                   | 774.5                | +0.2        | 15.3      | WSW             | 2                | c.d.           | Riz <sup>a</sup> | 21                                   | 13                |   | 774.2       | 14.6               | N               | 3                | niebla                        |  |  |  |  |
|   | Horta                   | 775.9                | +0.4        | 15.0      | NNW             | 2                | nub.           | Riz <sup>a</sup> | 17                                   | 12                |   | 772.1       | 14.3               | N               | 4                | nub.                          |  |  |  |  |
|   | Angra                   | 772.2                | +0.4        | 14.9      | NNW             | 4                | c.d.           | Riz <sup>a</sup> | 17                                   | 14                |   | 772.2       | 12.9               | NNW             | 3                | so                            |  |  |  |  |
|   | Funchal                 | 767.0                | +0.9        | 19.7      | NNW             | 3                | nub.           | dl <sup>a</sup>  | 31                                   | 12                |   | 765.4       | 12.1               | NNW             | 3                | nub.                          |  |  |  |  |
| Marruecos y Argelia                             | Tanger                  | 764.8                |             | 17.6      | SW              | 1                | nub.           | Riz <sup>a</sup> | 2.5                                  | 12                |   | 762.7       | 22.2               | NW              | 2                | so                            |  |  |  |  |
|   | Casablanca              |                      |             |           |                 |                  |                |                  |                                      |                   |   |             |                    |                 |                  |                               |  |  |  |  |
|   | Nemours                 |                      |             |           |                 |                  |                |                  |                                      |                   |   |             |                    |                 |                  |                               |  |  |  |  |
|   | Argel                   | 760.6                |             | 22.4      | NNW             | 1                | so             |                  |                                      |                   |   |             |                    |                 |                  |                               |  |  |  |  |
|   | Cap de Garde            | 766.5                |             | 15.0      | E               | 1                | c.d.           |                  |                                      |                   |   |             |                    |                 |                  |                               |  |  |  |  |

**Radiogramas de la torre Eiffel.** { Reykjavik (Islandia) á 8<sup>h</sup> de hoy; Presión 759 mm; viento 0.0  
 Saint Pierre et Miquelon (America) á 20<sup>h</sup> de ayer; Presión 759 mm; viento W fuerte.

**Precios de suscripción**

Un año...18 pesetas. Un semestre...9 pesetas.

**Administrador** { Habilitado del material de la Dirección general del Instituto Geográfico y Estadístico. Madrid

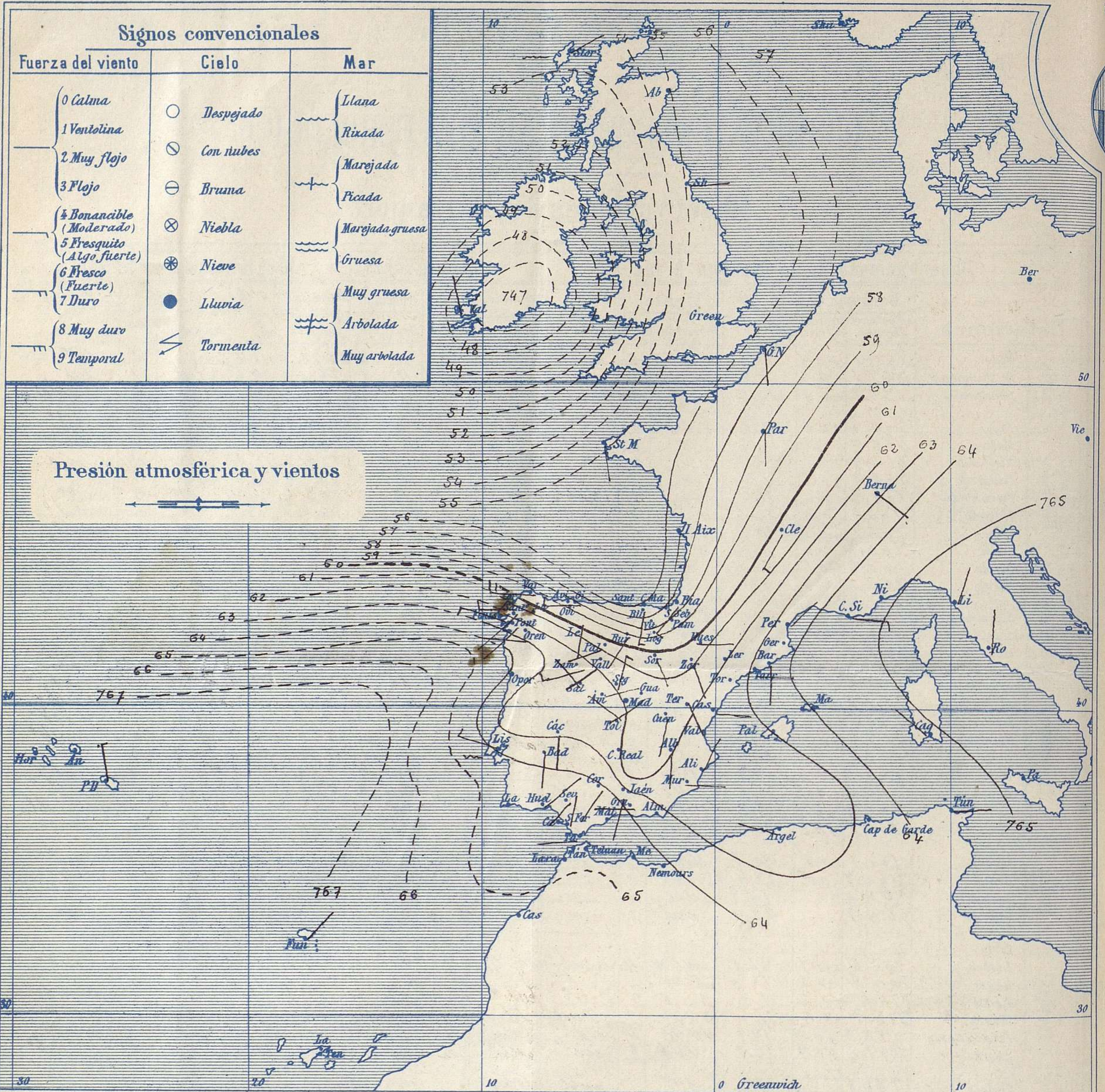
**Dirección: Adresse: Address:**

Señor  
 Jefe del Observatorio Central Meteorológico  
 Parque del Retiro

**Madrid. (ESPAÑA)**

Apartado n.º 285.





**Estado general**

El centro borrascoso principal está sobre Irlanda (747 m/m) y en el Golfo de Vizcaya y España aparecen varios centros de perturbación atmosférica, poco intensos, pero que producen tiempo incierto, nuboso y de ligeras lluvias por toda la mitad septentrional de la península Ibérica; los vientos comúnmente soplan de la región del Sur flojos o moderados y el mar está poco movido a no ser en las costas del Atlántico.

La temperatura máxima de ayer fue de 33 grados en Córdoba y la mínima de hoy ha sido de 10 grados en León, Santander, Segovia y Cuenca

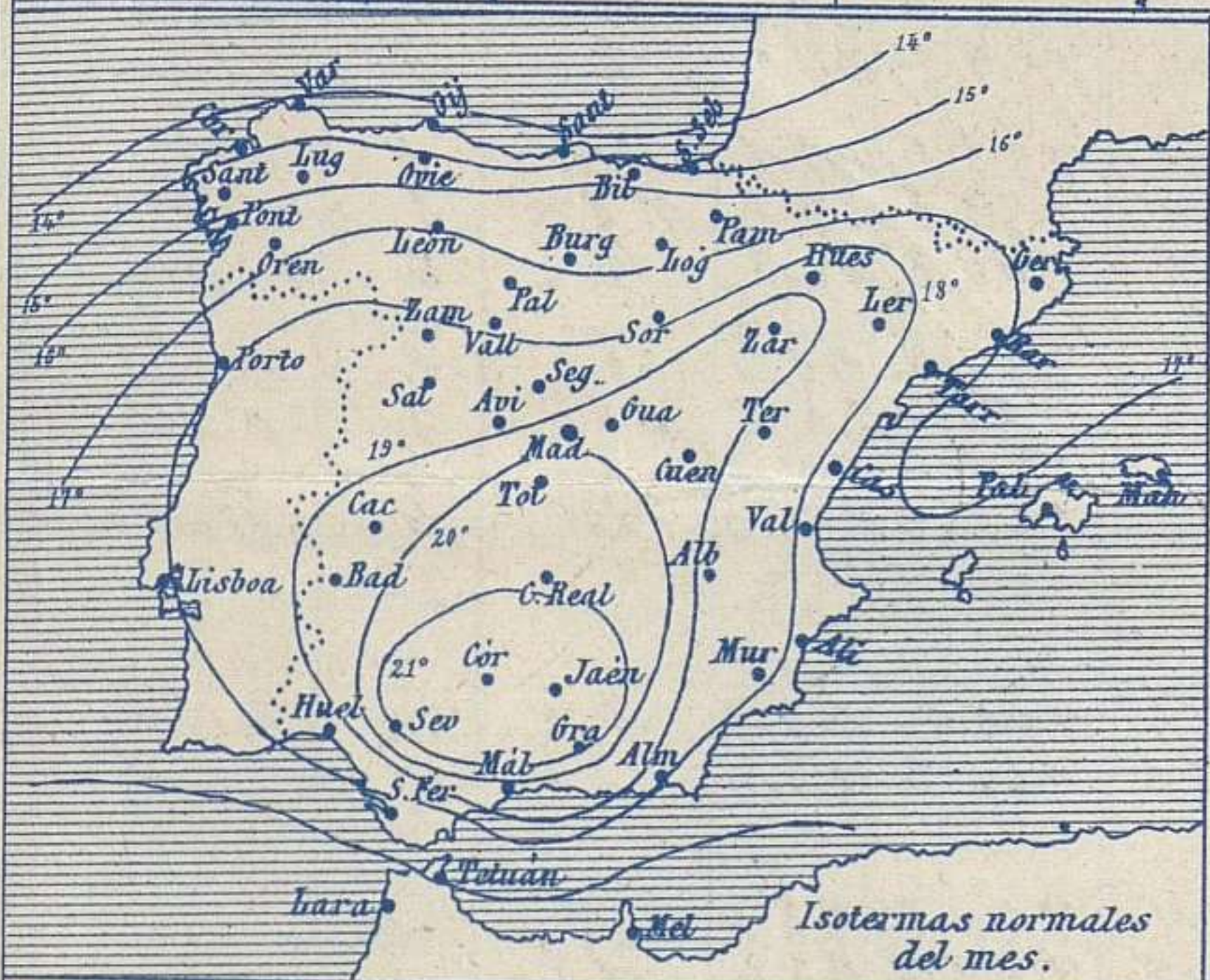
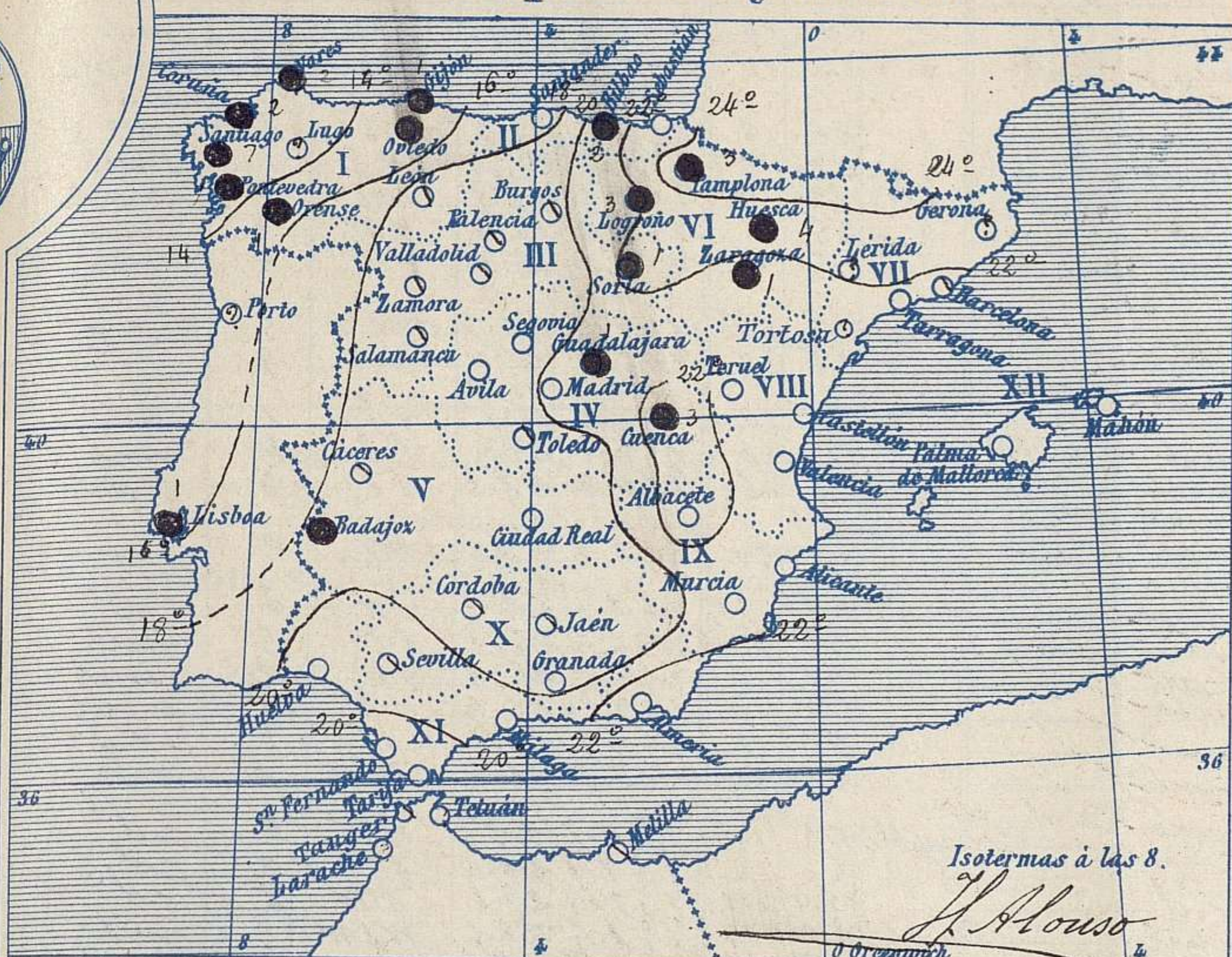
*Sama*

El Director general: Galarza

El Ingeniero Geógrafo Jefe del Observatorio. J. Galbis



Temperaturas y Lluvias



Los números colocados al lado de ● designan m/m de lluvia recogida.

Tiempo probable

EN LAS REGIONES

- I } Vientos fuertes a duros del 4º cuadrante lluvias y mar.
- II }
- III }
- IV } Vientos flojos o moderados de la región del Oeste y buen tiempo de cielo algo nuboso.
- V }
- VI }
- VII }
- VIII }
- IX } Vientos flojos o moderados de la región del Oeste y buen tiempo.
- X }
- XI }
- XII }

Isotermas a las 8.

H. Alonso

O. Orcau

Telegrama para las Comandancias de Marina depositado a las 12 h. 35 m

El centro de la borrasca se encuentra sobre Irlanda y en España varios centros poco importantes de perturbación atmosférica.

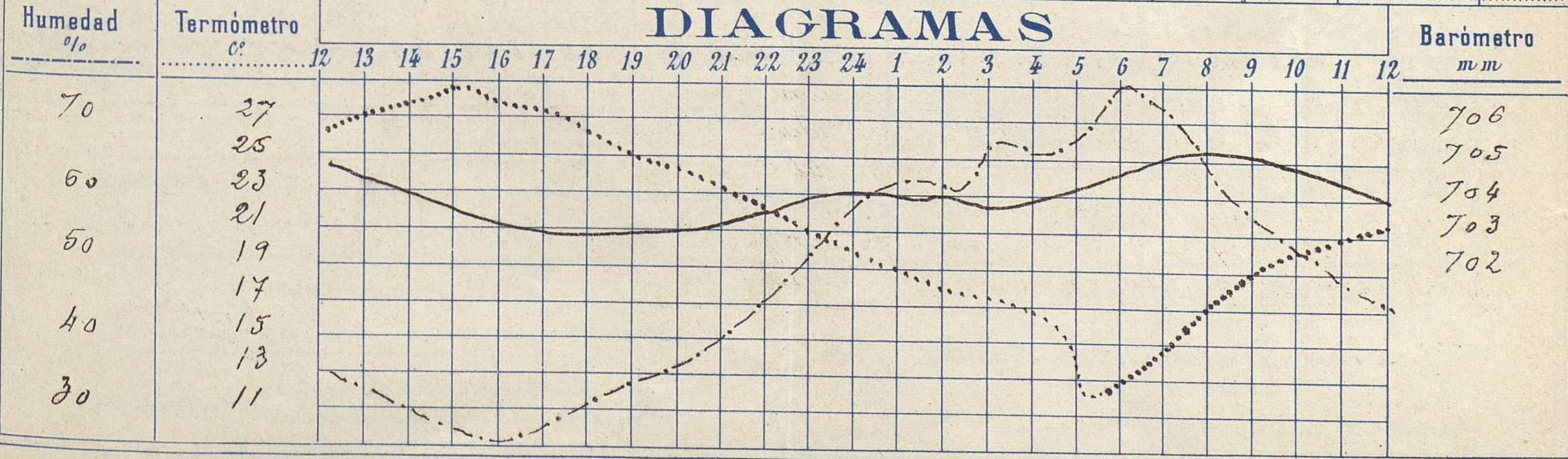
Es probable que los vientos sean frescos o muy frescos del 4º cuadrante con lluvias y mar en el Cantábrico.

Observaciones de Madrid entre 12<sup>h</sup> del día 29 y 12<sup>h</sup> del día 30

PARQUE DEL RETIRO (Altitud 667 m.)

| Hora | Barómetro<br>m m | Termómetro<br>Cº | Humedad<br>o/o | Viento    |                     | Lluvia<br>o<br>Nieve | Estado<br>del<br>Cielo | Notas   | Observaciones aerológicas |              |           |        |
|------|------------------|------------------|----------------|-----------|---------------------|----------------------|------------------------|---|---------------------------|--------------|-----------|--------|
|      |                  |                  |                | Dirección | F <sup>ra</sup> Oa9 |                      |                        |   | Horas                     | Alturas<br>m | Dirección | Fuerza |
| 12   | 704.69           | 26.0             | 35             | S         | 3                   | 4                    | C. Cub.                | Temp. máx. a la sombra 22.4<br>Id. mín. = Id. 11.9<br>Horas de sol despejado en el día de ayer 7 h 30 m | 11                        | 100          | SSW       | 2      |
| 16   | 702.87           | 27.6             | 25             | SW        | 3                   | 11                   | C. Desp.               |   |                           | 150          | SSW       | 3      |
| 20   | 702.97           | 23.8             | 37             | SW        | 2                   | 11                   | Id.                    |   |                           | 200          | SSW       | 5      |
| 24   | 704.00           | 19.4             | 58             | S         | 3                   | 11                   | Id.                    |   |                           | 300          | SSW       | 6      |
| 4    | 703.82           | 16.1             | 65             | S         | 0                   | 11                   | Id.                    |   |                           | 400          | SSW       | 7      |
| 8    | 705.29           | 17.1             | 62             | SSW       | 1                   | 11                   | C. Desp.               |   |                           | 500          | SW        | 8      |
| 12   | 703.91           | 21.3             | 45             | WSW       | 2                   | 11                   | Id.                    | 750   | SW                        | 9            |           |        |

DIAGRAMAS





# Observaciones de España

| Observaciones de la mañana á 8 horas |                         |                      |             |           |                 |                  |                |                |                           | Id. en las 24 horas |                                |             | Id. de la vispera á 16 horas |        |                  |         |
|--------------------------------------|-------------------------|----------------------|-------------|-----------|-----------------|------------------|----------------|----------------|---------------------------|---------------------|--------------------------------|-------------|------------------------------|--------|------------------|---------|
| Estaciones                           | Barómetro               |                      | Temperatura | Viento    |                 | Estado del cielo | Estado del mar | Lluvia ó nieve | Temp. extr. <sup>as</sup> |                     | Barom. á 0° y al nivel del mar | Temperatura | Viento                       |        | Estado del cielo |         |
|                                      | á 0° y al nivel del mar | Variación en 3 horas |             | Dirección | F <sup>za</sup> |                  |                |                | Max. <sup>a</sup>         | Min. <sup>a</sup>   |                                |             | Dirección                    | Fuerza |                  |         |
| Región del N.W. I.                   | La Coruña               | 760.3                | +3.0        | 18.0      | WSW             | 6                | sub.           | Gr. da         | 2                         | 20                  | 1.0                            | 757.8       | 18.0                         | WSW    | 3                | sub.    |
|                                      | Vares                   | 759.1                | +3.0        | 18.0      | W               | 6                | sub.           | Gr. da         | 2                         | 22                  | 1.1                            | 758.8       | 14.5                         | WSW    | 3                | niebla  |
|                                      | Avilés                  | 760.0                |             |           | W               | 5                | sub.           |                |                           |                     |                                | 757.8       | ?                            | SE     | 1                | sub.    |
|                                      | Gijón                   | 759.5                | +2.3        | 15.4      | W               | 5                | sub.           |                | 1                         | 24                  | 1.4                            | 756.5       | 23.8                         | NE     | 3                | do      |
|                                      | Oviedo                  | 759.1                |             | 14.2      | WSW             | 1                | luz            |                |                           | 27                  | 1.2                            | 756.3       | 23.9                         | NE     | 1                | c. sub. |
|                                      | Finisterre              | 761.5                | +2.2        | 20.4      | WSW             | 5                | c. sub.        | Gr. da         | 1                         | 25                  | 1.7                            | 758.5       | 21.7                         | cal.   | 2                | niebla  |
|                                      | Santiago                | 761.7                | +2.0        | 11.4      | SW              | 2                | sub.           |                | 2                         | 25                  | 1.0                            | 759.8       | 16.4                         | SW     | 3                | sub.    |
|                                      | Pontevedra              | 762.3                | +1.4        | 13.8      | SW              | 2                | c. sub.        |                | 7                         | 25                  | 1.1                            | 759.1       | 18.0                         | SW     | 4                | sub.    |
|                                      | Lugo                    | 762.7                | +3.5        | 15.4      | WSW             | 4                | c. sub.        |                | 1                         | 28                  | 1.3                            | 754.5       | 20.5                         | WSW    | 5                | c. d.   |
|                                      | León                    | 757.2                |             | 16.0      | S               | 6                | c. sub.        |                |                           | 26                  | 1.0                            | 756.1       | 18.0                         | S      | 5                | do      |
| Región Cantábrica II                 | Santander               | 755.4                | +1.2        | 17.5      | W               | 2                | do             | Gr. da         | 2                         | 10                  |                                | 752.0       | 18.5                         | SE     | 1                | do      |
|                                      | Punta Galea             | 755.2                | +0.8        | 23.4      | S               | 5                | sub.           | Gr. da         | 3                         | 29                  | 1.6                            | 759.7       | 29.8                         | SE     | 5                | sub.    |
|                                      | Bilbao                  | 757.5                | +1.2        | 22.8      | WSW             | 0                | sub.           |                | 2                         | 21                  | 1.6                            | 756.9       | 28.8                         | SE     | 3                | c. sub. |
|                                      | San Sebastián           | 758.1                | +1.4        | 22.4      | N               | 2                | c. d.          | cal.           | 3                         | 20                  |                                | 758.0       | 27.0                         | SW     | 2                | sub.    |
| Región del Duero III                 | Zamora                  | 761.4                | +1.0        | 15.0      | SW              | 4                | sub.           |                |                           | 11                  |                                | 760.1       | 22.7                         | SW     | 3                | do      |
|                                      | Palencia                | 761.0                | +0.9        | 15.0      | SW              | 3                | sub.           |                |                           | 11                  |                                | 756.5       | 23.8                         | SE     | 5                | sub.    |
|                                      | Burgos                  | 758.7                | +1.0        | 15.0      | SW              | 1                | c. sub.        |                |                           | 11                  |                                | 756.2       | 25.0                         | SW     | 2                | sub.    |
|                                      | Soria                   | 759.5                |             | 17.8      | SE              | 4                | do             |                | 1                         | 24                  | 1.3                            | 759.1       | 22.6                         | SE     | 3                | c. sub. |
|                                      | Valladolid              | 761.6                | 0.0         | 14.8      | SW              | 3                | sub.           |                |                           | 11                  |                                | 756.9       | 27.0                         | SW     | 3                | c. d.   |
|                                      | Salamanca               | 762.1                | 0.0         | 15.4      | WSW             | 3                | sub.           |                |                           | 11                  |                                | 758.7       | 24.6                         | WSW    | 4                | do      |
| Región Central IV                    | Ávila                   | 760.9                |             | 12.2      | ENE             | 0                | do             |                |                           |                     |                                | 758.1       | 22.2                         | SW     | 2                | c. d.   |
|                                      | Segovia                 | 761.2                | +0.3        | 13.5      | N               | 5                | c. d.          | Gr. da         | 2                         | 10                  |                                | 757.3       | 24.0                         | SW     | 4                | c. d.   |
|                                      | Madrid                  | 762.1                | +1.1        | 17.1      | WSW             | 1                | c. d.          |                |                           | 11.9                |                                | 757.4       | 27.6                         | SW     | 3                | c. d.   |
|                                      | Toledo                  | 762.6                | +1.0        | 16.4      | WSW             | 1                | sub.           |                |                           | 15                  |                                | 757.5       | 22.6                         | WSW    | 5                | sub.    |
|                                      | Guadalajara             | 767.2                | +1.0        | 16.6      | SW              | 1                | do             |                |                           | 14                  |                                | 756.4       | 27.6                         | W      | 4                | sub.    |
| Extrem. Mancha V                     | Cáceres                 | 763.1                |             | 14.6      | S               | 3                | sub.           |                |                           |                     |                                | 758.1       | 27.6                         | SW     | 4                | do      |
|                                      | Badajoz                 | 762.9                | +0.5        | 17.2      | S               | 2                | luz            |                |                           | 12                  |                                | 758.3       | 27.8                         | WSW    | 3                | do      |
|                                      | Ciudad Real             | 760.6                | +1.3        | 14.8      | W               | 4                | c. d.          |                |                           | 11                  |                                | 760.3       | 28.8                         | W      | 6                | c. sub. |
| Alto Ebro VI                         | Logroño                 | 759.2                |             | 19.6      | SE              | 0                | do             |                |                           |                     |                                | 759.5       | 23.5                         | E      | 2                | c. sub. |
|                                      | Pamplona                | 759.0                | +0.2        | 22.5      | SE              | 5                | c. d.          |                | 3                         | 21                  | 1.5                            | 758.4       | 26.4                         | SW     | 1                | c. sub. |
|                                      | Huesca                  | 760.6                | +0.5        | 19.6      | SE              | 1                | sub.           |                | 4                         | 20.0                | 15.5                           | 759.2       | 20.2                         | NE     | 5                | sub.    |
|                                      | Zaragoza                | 761.7                | 0.0         | 20.4      | SE              | 1                | do             |                | 1                         | 20.0                | 15                             | 761.2       | 20.0                         | SW     | 4                | luz     |
| Cataluña VII                         | Llerida                 |                      |             |           |                 |                  |                |                |                           |                     |                                |             |                              |        |                  |         |
|                                      | Gerona                  |                      |             |           |                 |                  |                |                |                           |                     |                                |             |                              |        |                  |         |
|                                      | Barcelona               | 762.6                | +2.0        | 21.6      | SW              | 0                | c. sub.        | Gr. da         |                           | 15                  |                                | 762.3       | 26.2                         | SW     | 2                | c. sub. |
|                                      | Tarragona               | 762.3                |             | 21.8      | S               | 0                | c. d.          | Gr. da         |                           | 16                  |                                | 763.0       | 23.0                         | SE     | 1                | sub.    |
| Levante VIII                         | Teruel                  | 761.6                |             | 15.6      | SE              | 0                | do             |                |                           |                     |                                | 760.2       | 23.6                         | S      | 0                | sub.    |
|                                      | Castellón               | 760.8                | 0.0         | 21.3      | S               | 0                | do             |                |                           | 12                  |                                | 760.8       | 23.4                         | SE     | 1                | sub.    |
|                                      | Valencia                | 762.6                | 0.0         | 21.4      | WSW             | 1                | do             |                |                           | 17                  |                                | 762.2       | 23.0                         | SE     | 2                | sub.    |
| Región del SE IX                     | Albacete                | 762.5                | +0.9        | 18.3      | S               | 1                | do             |                |                           |                     |                                | 760.7       | 25.3                         | SW     | 1                | c. sub. |
|                                      | Alicante                | 767.9                | +0.2        | 21.6      | WSW             | 0                | do             |                | 3                         | 21                  | 1.1                            | 762.4       | 22.4                         | ENE    | 1                | c. d.   |
|                                      | Murcia                  | 762.1                | +1.0        | 20.0      | S               | 0                | do             |                |                           | 12                  |                                | 761.2       | 28.0                         | SE     | 2                | do      |
| Cuenca del Guadalq. X                | Sevilla                 | 762.9                |             | 21.0      | SW              | 0                | sub.           |                |                           |                     |                                | 760.7       | 29.6                         | SW     | 4                | do      |
|                                      | Córdoba                 | 762.7                | +1.0        | 17.0      | SW              | 1                | sub.           |                |                           | 14                  |                                | 759.7       | 21.6                         | SW     | 5                | c. d.   |
|                                      | Jaén                    | 764.5                |             | 15.2      | WSW             | 0                | sub.           |                |                           | 13                  |                                | 758.8       | 29.2                         | SE     | 0                | c. d.   |
|                                      | Granada                 | 762.4                | +0.6        | 15.0      | W               | 1                | do             |                |                           | 12                  |                                | 760.6       | 28.2                         | S      | 7                | do      |
|                                      | Huelva                  | 763.8                |             | 20.0      | NE              | 0                | do             |                |                           |                     |                                | 761.8       | 21.4                         | SW     | 7                | do      |
| Costa del Sur XI                     | San Fernando            | 764.7                | +0.2        | 18.1      | N               | 0                | c. d.          | Gr. da         |                           | 15                  |                                | 762.7       | 19.9                         | W      | 3                | do      |
|                                      | Tarifa                  | 765.4                | +1.0        | 18.0      | W               | 2                | c. d.          | cal.           |                           | 18                  |                                | 761.8       | 21.2                         | W      | 6                | do      |
|                                      | Málaga                  | 762.9                | +0.2        | 21.0      | WSW             | 5                | do             | Gr. da         |                           | 16                  |                                | 762.4       | 22.2                         | SE     | 3                | do      |
|                                      | Almería                 | 762.6                |             | 22.4      | SW              | 0                | do             |                |                           | 20                  |                                | 762.2       | 23.2                         | SW     | 1                | do      |
| Canarias XII                         | Palma                   | 762.9                | -1.0        | 23.0      | NE              | 3                | do             | Gr. da         |                           | 18                  |                                | 763.9       | 24.0                         | SW     | 4                | c. d.   |
|                                      | Mañón                   | 763.1                | +0.2        | 22.0      | E               | 2                | luz            |                |                           | 17                  |                                | 762.9       | 26.2                         | S      | 1                | c. d.   |
|                                      | Sta Cruz de Ten.        | 762.6                | +0.5        | 20.7      | N               | 1                | do             | R.º            |                           | 18                  |                                | 759.7       | 24.1                         | WSW    | 0                | do      |
| Africa                               | Laguna                  | 766.8                | +0.9        | 15.6      | N               | 6                | sub.           | cal.           |                           | 13                  |                                | 764.5       | 17.0                         | WSW    | 6                | sub.    |
|                                      | Teñan                   | 765.1                |             | 22.4      | SW              | 1                | sub.           | Gr. da         |                           | 20                  |                                | 766.5       | 26.0                         | S      | 1                | do      |

— Noticias —