

INSTITUTO GEOGRÁFICO Y CATASTRAL

BOLETÍN DEL SERVICIO METEOROLÓGICO

AÑO XXXVI  
Nim.º 279

1928  
5 de Octubre

OBSERVACIONES DEL EXTRANJERO

| ESTACIONES       | PRESIÓN MILIBARES |           | VIENTO |         | TEMPERATURA | TIEMPO   |        | PRESIÓN MILIBARES |         | VIENTO           |           | ESTACIONES | PRESIÓN MILIBARES |         | VIENTO |          | TEMPERATURA | TIEMPO           |         | PRESIÓN MILIBARES |         | VIENTO           |         |
|------------------|-------------------|-----------|--------|---------|-------------|----------|--------|-------------------|---------|------------------|-----------|------------|-------------------|---------|--------|----------|-------------|------------------|---------|-------------------|---------|------------------|---------|
|                  | á O° N. M. G. N.  | VARIACIÓN | C      | D. y F. | C°          | PRESENTE | PASADO | á O° N. M. G. N.  | D. y F. | á O° N. M. G. N. | VARIACIÓN |            | C                 | D. y F. | C°     | PRESENTE | PASADO      | á O° N. M. G. N. | D. y F. | á O° N. M. G. N.  | D. y F. | á O° N. M. G. N. | D. y F. |
| ISLANDIA         |                   |           |        |         |             |          |        |                   |         |                  |           |            |                   |         |        |          |             |                  |         |                   |         |                  |         |
| Seydisfjord      | 14,3              | -0,5      | 5      | SE-2    | 9           | N        | N      | 15,9              | Cal-e   |                  |           |            |                   |         |        |          |             |                  |         |                   |         |                  |         |
| Reykjavik        | 16,3              | -0,7      | 5      | E-5     | 9           | LL       | N      | 16,2              | ESE-4   |                  |           |            |                   |         |        |          |             |                  |         |                   |         |                  |         |
| Vestfmannö       | 14,6              | -2,5      | 9      | E-9     | 9           | A        | N      | 18,7              | ESE-8   |                  |           |            |                   |         |        |          |             |                  |         |                   |         |                  |         |
| Thorshavn        | 15,1              | -1,5      | 5      | SE-5    | 10          | N        | N      | 19,4              | SE-3    |                  |           |            |                   |         |        |          |             |                  |         |                   |         |                  |         |
| Stensele         | 27,1              | 1,3       | 1      | Cal-e   | -2          | D        | D      | 17,7              | W-3     |                  |           |            |                   |         |        |          |             |                  |         |                   |         |                  |         |
| Ostersund        | 29,9              | 1,3       | 0      | NE-1    | 8           | D        | N      | 22,1              | NW-5    |                  |           |            |                   |         |        |          |             |                  |         |                   |         |                  |         |
| Hernosánd        |                   |           |        |         |             |          |        | 20,6              | W-2     |                  |           |            |                   |         |        |          |             |                  |         |                   |         |                  |         |
| Särna            | 27,9              | 0,7       | 0      | Cal-e   | -4          | D        | D      | 20,7              | NW-2    |                  |           |            |                   |         |        |          |             |                  |         |                   |         |                  |         |
| Karlstad         | 28,9              | 1,3       | 0      | N-1     | 1           | D        | D      | 24,2              | Cal-e   |                  |           |            |                   |         |        |          |             |                  |         |                   |         |                  |         |
| Estocolmo        | 28,2              | 2,0       | 0      | Cal-e   | 6           | D        | D      | 22,3              | Cal-e   |                  |           |            |                   |         |        |          |             |                  |         |                   |         |                  |         |
| Jönköping        | 29,0              | 1,3       | 0      | S-e     | 2           | D        | D      | 25,3              | SSE-1   |                  |           |            |                   |         |        |          |             |                  |         |                   |         |                  |         |
| Wisby            | 26,7              | 0,7       | 0      | NW-1    | 10          | D        | D      | 23,3              | NW-2    |                  |           |            |                   |         |        |          |             |                  |         |                   |         |                  |         |
| Kalmar           | 28,7              | 2,0       | 0      | Cal-e   | 6           | D        | D      | 24,9              | Cal-e   |                  |           |            |                   |         |        |          |             |                  |         |                   |         |                  |         |
| Bronnö           |                   |           |        |         |             |          |        |                   |         |                  |           |            |                   |         |        |          |             |                  |         |                   |         |                  |         |
| Vallersund       |                   |           |        |         |             |          |        |                   |         |                  |           |            |                   |         |        |          |             |                  |         |                   |         |                  |         |
| Kinn             | 25,8              | 0,0       | 2      | E-4     | 8           | N        | N      | 25,6              | SE-2    |                  |           |            |                   |         |        |          |             |                  |         |                   |         |                  |         |
| Dombaas          | 29,0              | 0,0       | 0      | Cal-e   | -3          | D        | D      | 25,7              | NW-1    |                  |           |            |                   |         |        |          |             |                  |         |                   |         |                  |         |
| Utsire           | 25,9              | -1,0      | 6      | ESE-2   | 9           | N        | N      | 25,9              | NW-1    |                  |           |            |                   |         |        |          |             |                  |         |                   |         |                  |         |
| Fæerder          | 27,2              | 0,5       | 3      | NE-4    | 6           | NB       | D      | 24,2              | SW-4    |                  |           |            |                   |         |        |          |             |                  |         |                   |         |                  |         |
| Lister           | 26,3              | 0,5       | 3      | E-2     | 7           | N        | N      | 24,5              | NW-4    |                  |           |            |                   |         |        |          |             |                  |         |                   |         |                  |         |
| Skagen           | 27,1              | 0,7       | 0      | SW-2    | 10          | M        | D      | 24,5              | Cal-e   |                  |           |            |                   |         |        |          |             |                  |         |                   |         |                  |         |
| Hansholm         | 25,8              | 0,0       | 0      | SSW-1   | 9           | N        | N      | 23,9              | WSW-1   |                  |           |            |                   |         |        |          |             |                  |         |                   |         |                  |         |
| Blaavands        | 27,7              | 0,0       | 0      | SE-2    | 9           | N        | N      | 26,5              | NW-1    |                  |           |            |                   |         |        |          |             |                  |         |                   |         |                  |         |
| Copenhague       | 28,5              | 1,3       | 0      | Cal-e   | 10          | N        | N      | 25,8              | W-1     |                  |           |            |                   |         |        |          |             |                  |         |                   |         |                  |         |
| Hammershus       | 28,7              | 1,3       | 0      | W-1     | 10          | N        | N      | 25,4              | NW-3    |                  |           |            |                   |         |        |          |             |                  |         |                   |         |                  |         |
| Lerwick          | 19,4              | -1,0      | 5      | SE-3    | 11          | N        | N      | 21,1              | SE-2    |                  |           |            |                   |         |        |          |             |                  |         |                   |         |                  |         |
| Stornoway        | 20,4              | -0,5      | 5      | SW-2    | 10          | N        | N      | 14,3              | ?       |                  |           |            |                   |         |        |          |             |                  |         |                   |         |                  |         |
| Wick             | 15,2              | -1,0      | 6      | S-4     | 11          | N        | N      | 18,6              | S-5     |                  |           |            |                   |         |        |          |             |                  |         |                   |         |                  |         |
| Aberdeen         | 17,5              | -0,5      | 5      | SSE-4   | 11          | N        | N      | 21,1              | SSE-4   |                  |           |            |                   |         |        |          |             |                  |         |                   |         |                  |         |
| Malin Head       | 16,9              | -1,0      | 6      | SSE-5   | 12          | N        | LL     | 11,6              | SE-5    |                  |           |            |                   |         |        |          |             |                  |         |                   |         |                  |         |
| Renfrew          | 13,5              | -1,0      | 5      | ENE-3   | 8           | LL       | N      | 17,6              | SSW-2   |                  |           |            |                   |         |        |          |             |                  |         |                   |         |                  |         |
| Tynemouth        | 17,6              | -1,0      | 7      | S-2     | 11          | N        | D      | 19,7              | SE-3    |                  |           |            |                   |         |        |          |             |                  |         |                   |         |                  |         |
| Blacksod         | 14,0              | 0,0       | 7      | SSE-4   | 14          | N        | A      | 14,7              | SSE-5   |                  |           |            |                   |         |        |          |             |                  |         |                   |         |                  |         |
| Donaghadee       | 10,3              | -2,0      | 5      | ?-?     | 12          | LL       | LL     | ?                 | SE-6    |                  |           |            |                   |         |        |          |             |                  |         |                   |         |                  |         |
| Holyhead         | 10,2              | 0,0       | 7      | NNE-4   | 13          | LL       | LL     | 14,6              | SE-3    |                  |           |            |                   |         |        |          |             |                  |         |                   |         |                  |         |
| Cranwell         | 18,4              | -0,5      | 6      | SE-3    | 6           | N        | N      | 21,0              | SE-3    |                  |           |            |                   |         |        |          |             |                  |         |                   |         |                  |         |
| Yarmouth         | 19,2              | 0,0       | 0      | SSE-4   | 12          | D        | D      | 21,4              | SE-4    |                  |           |            |                   |         |        |          |             |                  |         |                   |         |                  |         |
| Valentia         | 16,5              | 1,0       | 0      | S-3     | 13          | N        | D      | 15,3              | S-2     |                  |           |            |                   |         |        |          |             |                  |         |                   |         |                  |         |
| Pembroque        | 19,7              | 0,0       | 0      | WSW-3   | 14          | LL       | LL     | 12,6              | SE-5    |                  |           |            |                   |         |        |          |             |                  |         |                   |         |                  |         |
| Ross-on-Wye      | 14,6              | -0,5      | 6      | E-1     | 9           | LL       | LL     | 17,6              | SE-1    |                  |           |            |                   |         |        |          |             |                  |         |                   |         |                  |         |
| Londres          | 16,2              | -1,5      | 5      | ESE-2   | 10          | N        | N      | 19,9              | E-2     |                  |           |            |                   |         |        |          |             |                  |         |                   |         |                  |         |
| Scilly           | 12,9              | 1,0       | 0      | WSW-3   | 13          | D        | N      | 11,2              | SSE-5   |                  |           |            |                   |         |        |          |             |                  |         |                   |         |                  |         |
| Plymouth         | 11,7              | -1,0      | 5      | SSE-3   | 15          | LL       | LL     | 14,9              | SE-5    |                  |           |            |                   |         |        |          |             |                  |         |                   |         |                  |         |
| Calshot          | 15,0              | 0,5       | 3      | E-4     | 14          | N        | N      | 18,3              | ESE-4   |                  |           |            |                   |         |        |          |             |                  |         |                   |         |                  |         |
| Quernsey         | 14,4              | 0,0       | 0      | S-3     | 14          | N        | LL     | 16,8              | SSE-2   |                  |           |            |                   |         |        |          |             |                  |         |                   |         |                  |         |
| Borkum           | 24,5              | 0,0       | 7      | SE-3    | 6           | N        | D      | 25,0              | E-4     |                  |           |            |                   |         |        |          |             |                  |         |                   |         |                  |         |
| Loningen         | 24,1              | 0,0       | 0      | E-1     | 3           | D        | D      | 23,5              | E-1     |                  |           |            |                   |         |        |          |             |                  |         |                   |         |                  |         |
| Hamburgo         | 28,1              | 0,7       | 0      | SE-2    | 5           | NB       | D      | 26,7              | ESE-3   |                  |           |            |                   |         |        |          |             |                  |         |                   |         |                  |         |
| Swinemunde       | 29,1              | 0,7       | 0      | Cl-e    | 7           | D        | N      | 27,3              | Cal-e   |                  |           |            |                   |         |        |          |             |                  |         |                   |         |                  |         |
| Danzig           | 29,3              | 2,0       | 0      | SW-3    | 8           | D        | D      |                   |         |                  |           |            |                   |         |        |          |             |                  |         |                   |         |                  |         |
| Memel            | 28,3              | 0,7       | 0      | ESE-1   | 7           | N        | N      | 26,7              | SW-1    |                  |           |            |                   |         |        |          |             |                  |         |                   |         |                  |         |
| Aquisgran        | 22,2              | 0,0       | 5      | SSE-1   | 4           | NB       | NB     | 22,2              | ESE-3   |                  |           |            |                   |         |        |          |             |                  |         |                   |         |                  |         |
| Magdeburgo       | 27,7              | 0,7       | 4      | E-1     | 4           | NB       | NB     | 26,3              | E-1     |                  |           |            |                   |         |        |          |             |                  |         |                   |         |                  |         |
| Berlin           | 28,2              | 0,7       | 0      | SE-2    | 7           | D        | D      | 26,7              | NE-1    |                  |           |            |                   |         |        |          |             |                  |         |                   |         |                  |         |
| Dresde           | 26,2              | 0,7       | 0      | SE-3    | 6           | D        | N      | 25,9              | E-4     |                  |           |            |                   |         |        |          |             |                  |         |                   |         |                  |         |
| Breslau          | 29,5              | 0,7       | 1      | E-1     | 2           | NB       | NB     | 27,1              | NE-1    |                  |           |            |                   |         |        |          |             |                  |         |                   |         |                  |         |
| Francfort        | 24,9              | 1,3       | 0      | NNE-1   | 3           | D        | D      | 23,4              | NE-1    |                  |           |            |                   |         |        |          |             |                  |         |                   |         |                  |         |
| Carlsruha        | 23,0              | 0,7       | 0      | NE-1    | 8           | NB       | NB     | 22,3              | E-1     |                  |           |            |                   |         |        |          |             |                  |         |                   |         |                  |         |
| Munich           | 26,3              | 0,7       | 0      | Cal-e   | 4           | D        | NB     | 23,4              | Cal-e   |                  |           |            |                   |         |        |          |             |                  |         |                   |         |                  |         |
| Posen            |                   |           |        |         |             |          |        |                   |         |                  |           |            |                   |         |        |          |             |                  |         |                   |         |                  |         |
| Varsovia         |                   |           |        |         |             |          |        |                   |         |                  |           |            |                   |         |        |          |             |                  |         |                   |         |                  |         |
| Cracovia         |                   |           |        |         |             |          |        |                   |         |                  |           |            |                   |         |        |          |             |                  |         |                   |         |                  |         |
| Viena            | 27,3              | 0,7       | 0      | E-0     | 6           | N        | N      |                   |         |                  |           |            |                   |         |        |          |             |                  |         |                   |         |                  |         |
| Praga            | 27,3              | 0,7       | 0      | E-1     | 6           | NB       | NB     |                   |         |                  |           |            |                   |         |        |          |             |                  |         |                   |         |                  |         |
| Buda-Pest        |                   |           |        |         |             |          |        |                   |         |                  |           |            |                   |         |        |          |             |                  |         |                   |         |                  |         |
| EUROPA CENTRAL   |                   |           |        |         |             |          |        |                   |         |                  |           |            |                   |         |        |          |             |                  |         |                   |         |                  |         |
| ISLAS BRITANICAS |                   |           |        |         |             |          |        |                   |         |                  |           |            |                   |         |        |          |             |                  |         |                   |         |                  |         |
| DINAMARCA        |                   |           |        |         |             |          |        |                   |         |                  |           |            |                   |         |        |          |             |                  |         |                   |         |                  |         |
| SUECIA Y NORUEGA |                   |           |        |         |             |          |        |                   |         |                  |           |            |                   |         |        |          |             |                  |         |                   |         |                  |         |
| PAISES BAJOS     |                   |           |        |         |             |          |        |                   |         |                  |           |            |                   |         |        |          |             |                  |         |                   |         |                  |         |
| De Bild          |                   |           |        |         |             |          |        |                   |         |                  |           |            |                   |         |        |          |             |                  |         |                   |         |                  |         |
| Le Helder        | 21,5              | 0,0       | 0      | SE-?    | 9           | ?        | ?      | 23,1              | ESE-1   |                  |           |            |                   |         |        |          |             |                  |         |                   |         |                  |         |
| Flesinga         | 20,6              | 0,0       | 7      | SE-3    | 8           | D        | D      | 22,1              | ESE-3   |                  |           |            |                   |         |        |          |             |                  |         |                   |         |                  |         |
| Bruselas         | 20,7              | 0,0       | 4      | SE-2    | 6           | D        | D      | 23,1              | ESE-1   |                  |           |            |                   |         |        |          |             |                  |         |                   |         |                  |         |
| Zurich           | 24,1              | 0,0       | 0      | SE-2    | 5           | NB       | NB     | 22,7              | SSE-0   |                  |           |            |                   |         |        |          |             |                  |         |                   |         |                  |         |
| Berna            | 23,5              | 0,0       | 3      | S-e     | 4           | D        | N      | 22,2              | ESE-0   |                  |           |            |                   |         |        |          |             |                  |         |                   |         |                  |         |
| Ginebra          | 23,1              | 0,7       | 0      | NNW-2   | 6           | N        | D      | 21,8              | NNE-1   |                  |           |            |                   |         |        |          |             |                  |         |                   |         |                  |         |
| Lugano           | 24,5              | 0,7       | 0      | N-e     | 7           | D        | D      | 23,0              | S-e     |                  |           |            |                   |         |        |          |             |                  |         |                   |         |                  |         |
| Calais           |                   |           |        |         |             |          |        |                   |         |                  |           |            |                   |         |        |          |             |                  |         |                   |         |                  |         |
| Abbeville        | 10,9              | -0,5      | 6      | S-3     | 6           | D        | N      | 20,1              | ESE-2   |                  |           |            |                   |         |        |          |             |                  |         |                   |         |                  |         |
| El Havre         | 16,3              | -0,5      | 7      | ESE-4   | 12          | N        | N      | 18,2              | ESE-4   |                  |           |            |                   |         |        |          |             |                  |         |                   |         |                  |         |
| Maguncia         | 23,0              | 0,5       | 3      | Cal-e   | 4           | D        | D      | 23,7              | FNE-3   |                  |           |            |                   |         |        |          |             |                  |         |                   |         |                  |         |
| Brest            | 13,8              | 3,0       | 4      | SW-2    | 15          | N        | LI     |                   |         |                  |           |            |                   |         |        |          |             |                  |         |                   |         |                  |         |
| Lorient          | 13,5              | 1,0       | 4      | SSE-3   | 16          | N        | LI     | 16,2              | S-2     |                  |           |            |                   |         |        |          |             |                  |         |                   |         |                  |         |
| Rennes           | 16,3              | 1,0       | 3      | SE-2    | 14          | LL       | LI     | 16,5              | E-3     |                  |           |            |                   |         |        |          |             |                  |         |                   |         |                  |         |
| Argentan         |                   |           |        |         |             |          |        |                   |         |                  |           |            |                   |         |        |          |             |                  |         |                   |         |                  |         |
| Paris            | 19,9              | 0,5       | 4      | S-e     | 9           | D        | N      | 19,7              | E-1     |                  |           |            |                   |         |        |          |             |                  |         |                   |         |                  |         |
| Nancy            | 23,5              | 0,5       | 4      | Cal-e   | 1           | NB       | NB     | 22,2              | ENE-2   |                  |           |            |                   |         |        |          |             |                  |         |                   |         |                  |         |
| Estrasburgo      | 23,4              | 0,5       | 3      | Cal-e   | 0           | NB       | NB     | 23,4              | NNE-1   |                  |           |            |                   |         |        |          |             |                  |         |                   |         |                  |         |
| Tours            | 18,3              | 1,0       | 4      | E-1     | 12          | N        | N      | 17,8              | ENE-2   |                  |           |            |                   |         |        |          |             |                  |         |                   |         |                  |         |
| Dijon            | 21,7              | 0,5       | 3      | Cal-e   | 8           | NB       | NB     | 19,3              | Cal-e   |                  |           |            |                   |         |        |          |             |                  |         |                   |         |                  |         |
| Rochefort        | 17,0              | 1,5       | 3      | SE-2    | 15          | N        | LI     |                   |         |                  |           |            |                   |         |        |          |             |                  |         |                   |         |                  |         |
| Clermont         | 20,9              | 0,0       | 3      | Cal-e   | 11          | N        | LI     | 19,5              | Cal-e   |                  |           |            |                   |         |        |          |             |                  |         |                   |         |                  |         |
| Lyon             | 21,5              | 0,5       | 3      | S-1     | 14          | N        | D      | 19,6              | Cal-e   |                  |           |            |                   |         |        |          |             |                  |         |                   |         |                  |         |
| Burdeos          | 17,9              | 1,0       | 3      | ?-?     | 15          | LL       | N      |                   |         |                  |           |            |                   |         |        |          |             |                  |         |                   |         |                  |         |
| Bayona           | 18,5              | 1,5       | 3      | WSW-2   | 20          | N        | N      |                   |         |                  |           |            |                   |         |        |          |             |                  |         |                   |         |                  |         |
| Tolosa           | 19,3              | 1,0       | 2      | SSE-3   | 16          | N        | N      | 17,7              | S-4     |                  |           |            |                   |         |        |          |             |                  |         |                   |         |                  |         |
| Marignane        | 21,8              | 1,0       | 2      | Cal-e   | 17          | N        | N      | 20,6              | SW-1    |                  |           |            |                   |         |        |          |             |                  |         |                   |         |                  |         |
| Perpiñan         | 20,2              | 1,0       | 3      | Cal-e   | 16          | NB       | N      | 19,4              | SE-3    |                  |           |            |                   |         |        |          |             |                  |         |                   |         |                  |         |
| Ajaccio          | 19,6              | 1,0       | 3      | Cal-e   | 15          | N        | N      | 17,2              | Cal-e   |                  |           |            |                   |         |        |          |             |                  |         |                   |         |                  |         |
| Oporto           | 16,8              | -2,0      | 5      | Cal-e   | 16          | N        | LI     | 15,7              | SE-4    |                  |           |            |                   |         |        |          |             |                  |         |                   |         |                  |         |
| Colmbra          | 20,7              | 1,0       | 0      | NNW-1   | 15          | N        | LI     | 17,5              | NW-2    |                  |           |            |                   |         |        |          |             |                  |         |                   |         |                  |         |
| Lisboa           | 23,1              | 1,5       | 0      | N-1     | 16          | D        | LI     | 17,9              | S-6     |                  |           |            |                   |         |        |          |             |                  |         |                   |         |                  |         |
| Lagos            | 22,7              | 2,0       | 0      | NE-2    | 18          | LL       | A      | 20,3              | W-2     |                  |           |            |                   |         |        |          |             |                  |         |                   |         |                  |         |
| Funchal          |                   |           |        |         |             |          |        |                   |         |                  |           |            |                   |         |        |          |             |                  |         |                   |         |                  |         |
| Horta            |                   |           |        |         |             |          |        | 20,9              | WSW-2   |                  |           |            |                   |         |        |          |             |                  |         |                   |         |                  |         |
| Turin            | 25,0              | 2,0       | 0      | Cal-e   | 6           | N        | D      |                   |         |                  |           |            |                   |         |        |          |             |                  |         |                   |         |                  |         |
| Milan            |                   |           |        |         |             |          |        | 24,9              | SW-2    |                  |           |            |                   |         |        |          |             |                  |         |                   |         |                  |         |
| Pádua            | 24,1              | 0,0       | 0      | W-1     | 8           | D        | D      | 24,9              | NNW-1   |                  |           |            |                   |         |        |          |             |                  |         |                   |         |                  |         |
| Venecia          |                   |           |        |         |             |          |        |                   |         |                  |           |            |                   |         |        |          |             |                  |         |                   |         |                  |         |
| Génova           | 21,9              | 0,0       | 0      | N-6     | 12          | N        | N      | 21,8              | NE-7    |                  |           |            |                   |         |        |          |             |                  |         |                   |         |                  |         |
| Florenca         | 22,1              | 0,7       | 0      | NNE-3   | 14          | D        | N      | 19,7              | ?       |                  |           |            |                   |         |        |          |             |                  |         |                   |         |                  |         |
| Liorna           | 21,8              | 0,0       | 0      | ?-3     | 14          | N        | N      | 21,6              | NE-3    |                  |           |            |                   |         |        |          |             |                  |         |                   |         |                  |         |
| Ancona           | ?                 | 1,3       | 0      | ?-4     | 11          | LI       | A      | 21,8              | E-3     |                  |           |            |                   |         |        |          |             |                  |         |                   |         |                  |         |
| Zara             |                   |           |        |         |             |          |        |                   |         |                  |           |            |                   |         |        |          |             |                  |         |                   |         |                  |         |
| Roma             | 19,3              | 0,0       | 0      | NNE-3   | 14          | D        | N      | 17,3              | NNW-1   |                  |           |            |                   |         |        |          |             |                  |         |                   |         |                  |         |
| Magdalena        | 19,3              | 4,0       | 0      | NE-4    | 18          | N        | N      | 17,9              | W-3     |                  |           |            |                   |         |        |          |             |                  |         |                   |         |                  |         |
| Taranto          | 18,5              | 0,0       | 0      | E-2     | 20          | N        | N      | 21,3              | SE-3    |                  |           |            |                   |         |        |          |             |                  |         |                   |         |                  |         |
| Mesina           |                   |           |        |         |             |          |        | 19,8              | S-6     |                  |           |            |                   |         |        |          |             |                  |         |                   |         |                  |         |
| Tánger           | 23,7              | 1,5       | 0      | Cal-e   | 17          | D        | D      |                   |         |                  |           |            |                   |         |        |          |             |                  |         |                   |         |                  |         |
| Oran             | 21,5              | 1,5       | 3      | Cal-e   | ?           | D        | D      |                   |         |                  |           |            |                   |         |        |          |             |                  |         |                   |         |                  |         |
| Argel            | 18,9              | 1,5       | 1      | WSW-2   | 23          | N        | N      | 17,0              | Cal-e   |                  |           |            |                   |         |        |          |             |                  |         |                   |         |                  |         |
| Bizerta          | 19,3              | 1,0       | 4      | Cal-e   | 23          | N        | N      | 18,5              | W-4     |                  |           |            |                   |         |        |          |             |                  |         |                   |         |                  |         |
| Túnez            | 18,6              | 0,5       | 2      | NNW-2   | 24          | N        | N      |                   |         |                  |           |            |                   |         |        |          |             |                  |         |                   |         |                  |         |
| Rabat            | 21,7              | 1,0       | 3      | Cal-e   | 16          | N        | N      |                   |         |                  |           |            |                   |         |        |          |             |                  |         |                   |         |                  |         |
| Fez              |                   |           |        |         |             |          |        |                   |         |                  |           |            |                   |         |        |          |             |                  |         |                   |         |                  |         |
| Tazza            | 19,5              | 1,5       | 1      | Cal-e   | ?           | N        | N      |                   |         |                  |           |            |                   |         |        |          |             |                  |         |                   |         |                  |         |
| Sfax             |                   |           |        |         |             |          |        |                   |         |                  |           |            |                   |         |        |          |             |                  |         |                   |         |                  |         |
| Casablanca       | 21,8              | 1,0       | 3      | Cal-e   | 17          | N        | N      |                   |         |                  |           |            |                   |         |        |          |             |                  |         |                   |         |                  |         |

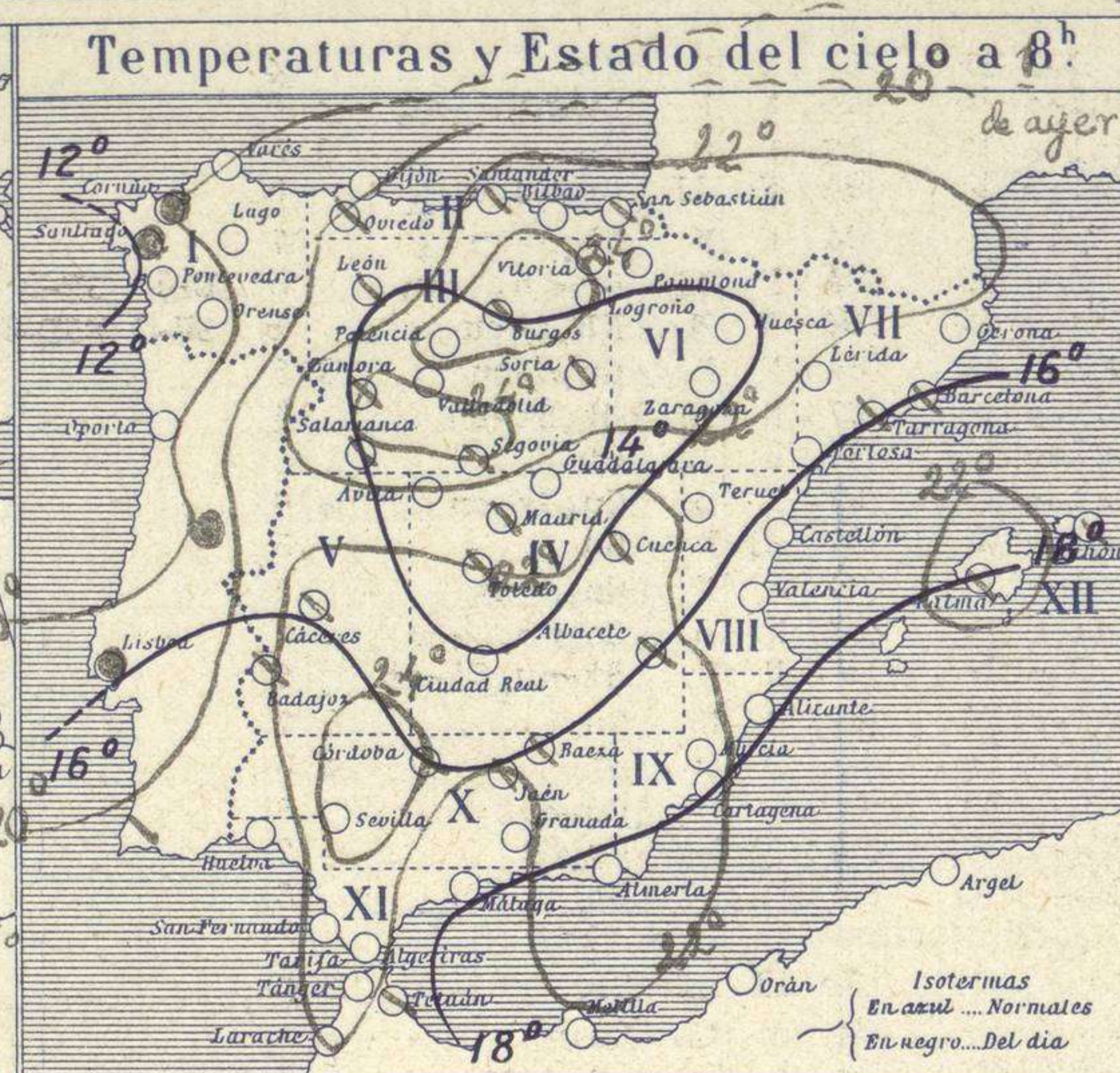
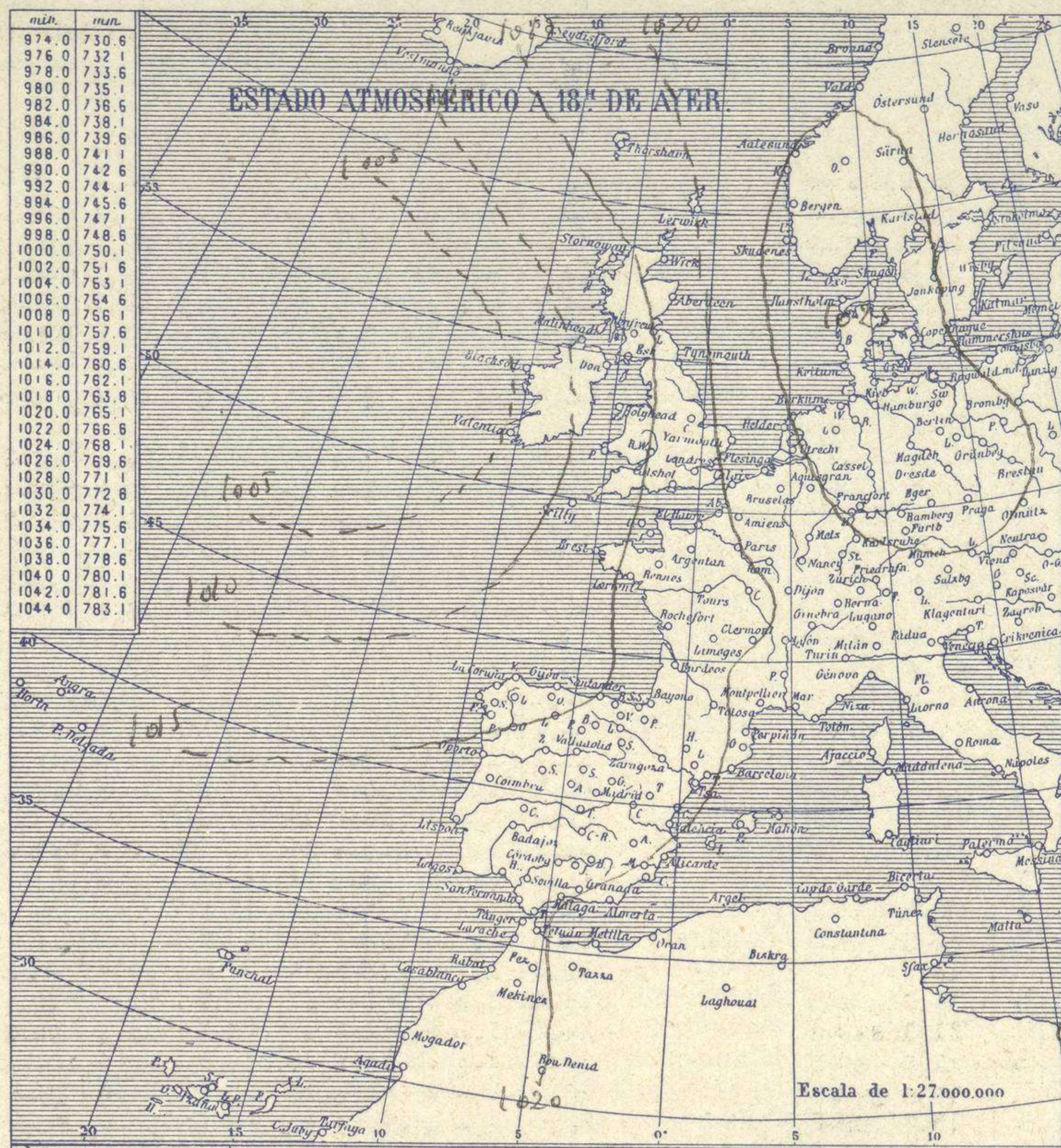


# SERVICIO METEOROLÓGICO ESPAÑOL.

Boletín del Viernes 5 de Octubre de 1928.

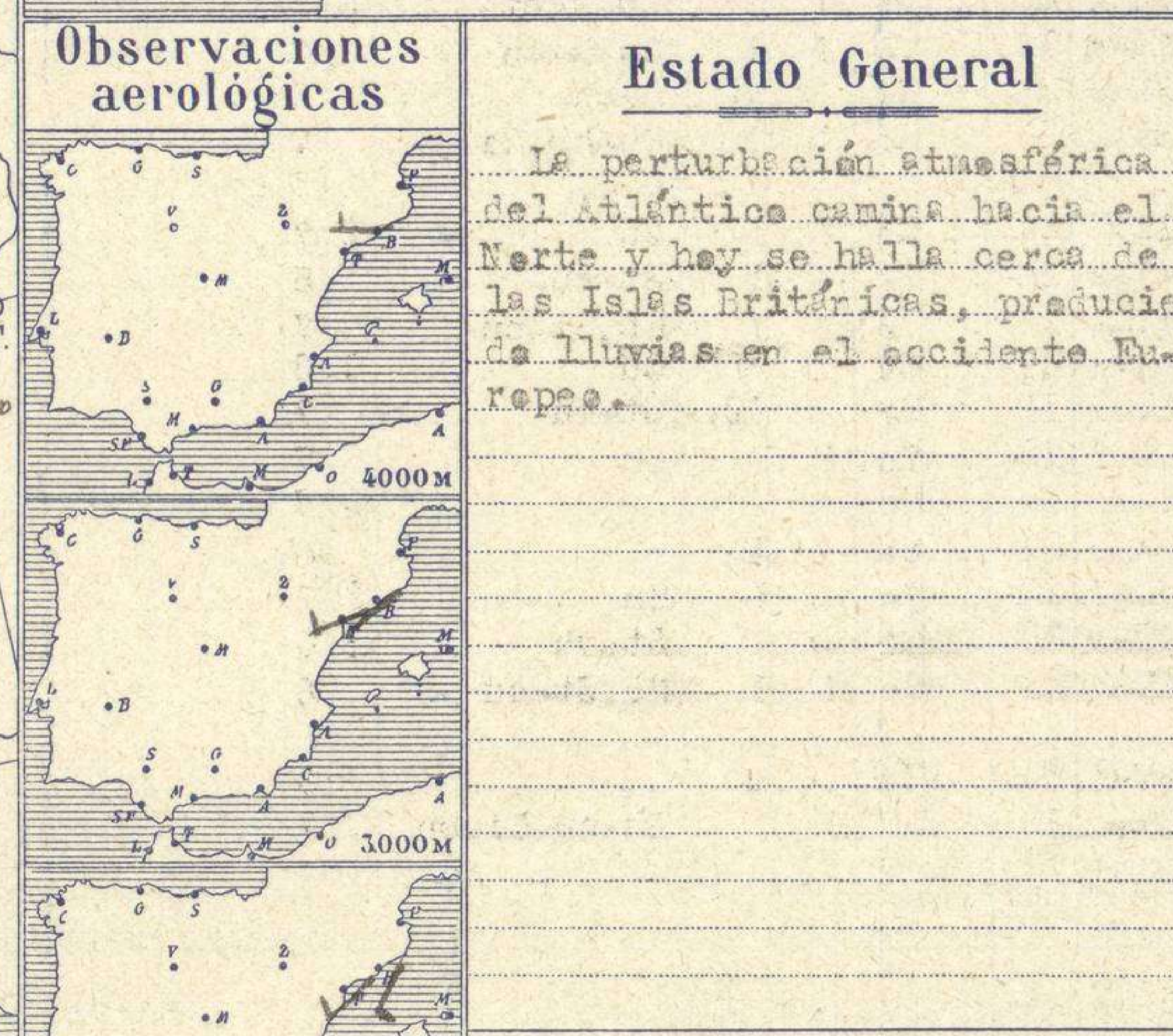
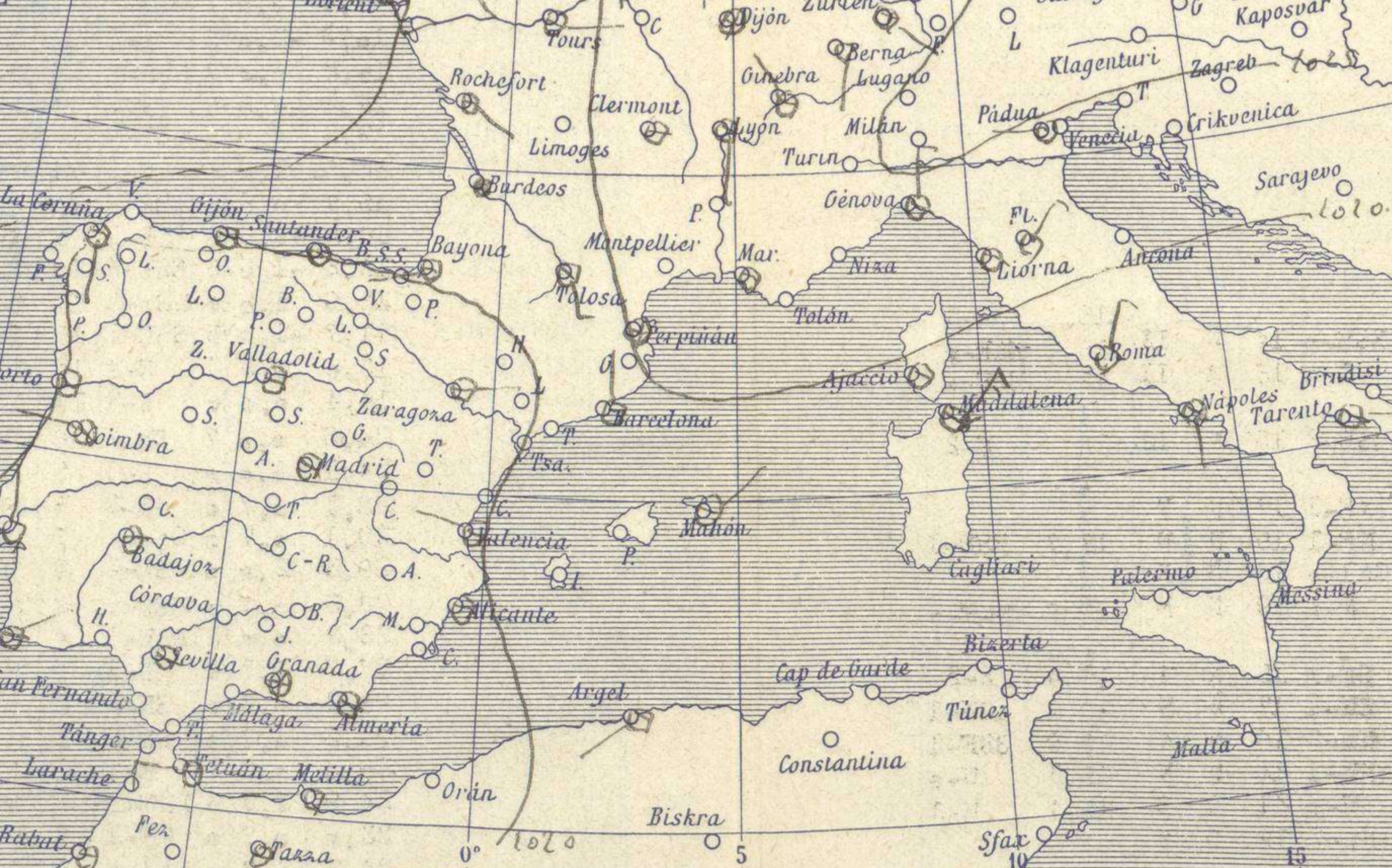
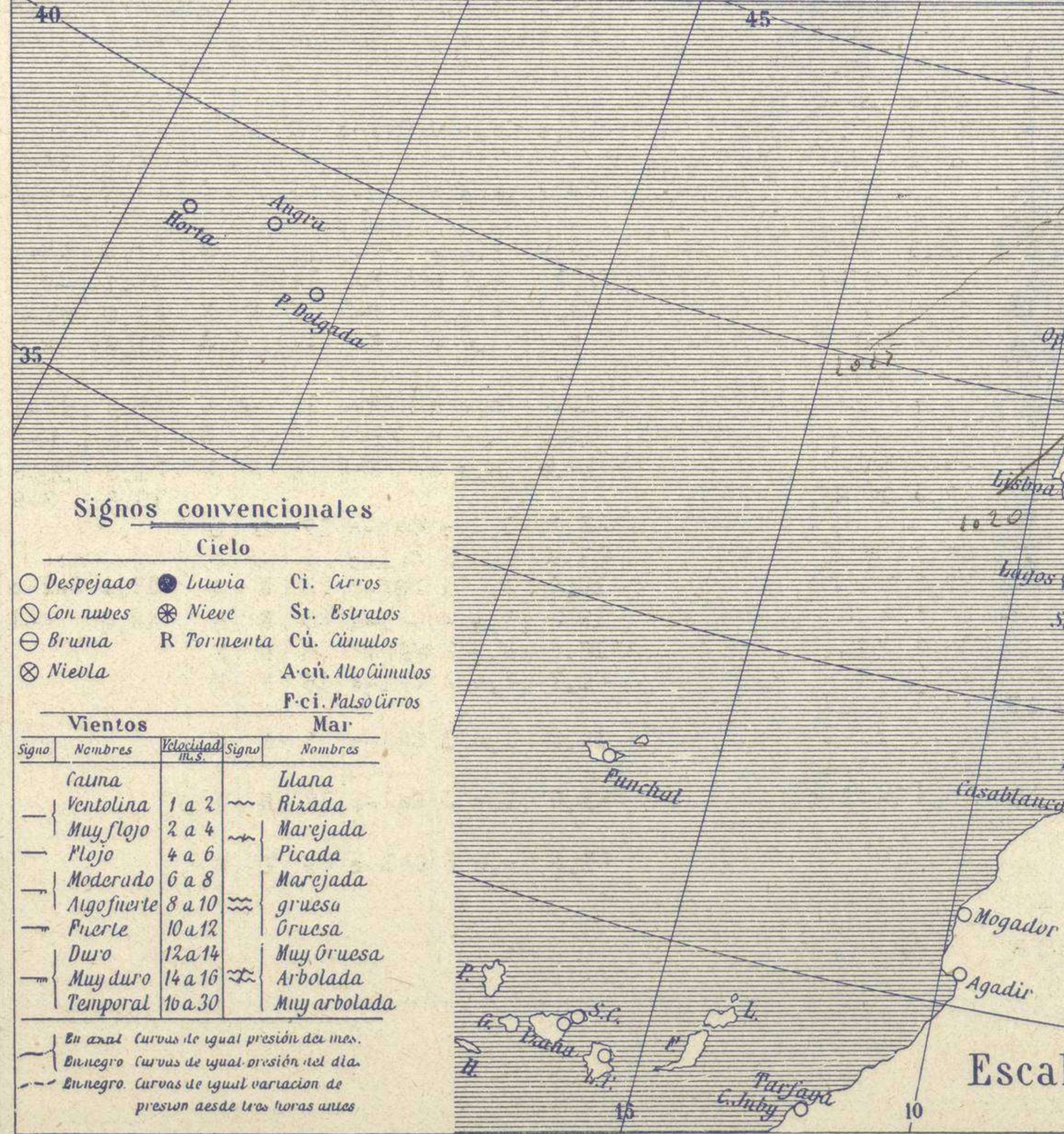
AÑO XXXVI

Núm. 273



**Temperaturas extrema y Lluvia**

| Estaciones    | Temperaturas |       | Lluvia |
|---------------|--------------|-------|--------|
|               | Max          | Minim |        |
| La Coruña     |              |       | 4      |
| Santiago      | 17           | 13    | 6      |
| Pontevedra    |              |       |        |
| Lugo          |              |       |        |
| Orense        | 20           | 14    | 4      |
| Ojón          | 20           | 15    | ip     |
| Oviedo        | 23           | 13    |        |
| Santander     | 27           | 17    | 0,1    |
| Bilbao        |              |       |        |
| San Sebastian | 25           |       | 1      |
| León          | 18           | 11    | ip     |
| Zamora        | 22           | 9     |        |
| Palencia      | 22           | 11    | 0,6    |
| Burgos        | 19           | 11    | 1      |
| Soria         | 18           | 9     | 2      |
| Valladolid    | 22           | 12    | 12     |
| Salamanca     | 20           | 10    | 6      |
| Ávila         | 20           | 10    | 1      |
| Segovia       | 20           | 10    | 2      |
| Madrid        | 19           | 13    | 3      |
| Toledo        | 21           | 13    | 4      |
| Guadalajara   | 12           | 4     |        |
| Ciudad        | 20           | 13    |        |
| Ciudad-Real   | 18           | 2     |        |
| Albacete      | 23           | 13    |        |
| Cáceres       | 22           | 13    | 1      |
| Badajoz       | 23           | 16    | 1      |
| Vitoria       | 23           | 10    | 2      |
| Logroño       | 23           | 12    | 1      |
| Pamplona      | 19           |       |        |
| Huesca        | 22           | 12    | 1      |
| Zaragoza      | 24           | 15    |        |
| Lérida        | 26           | 15    |        |
| Oerona        | 26           | 15    |        |
| Barcelona     | 22           | 18    | 3      |
| Tarragona     | 22           | 18    | 3      |
| Tortosa       | 26           | 18    | ip     |
| Teruel        | 20           | 12    | 1      |
| Castellón     | 24           | 17    |        |
| Valencia      | 24           | 16    |        |
| Alicante      | 25           | 16    |        |
| Murcia        | 26           | 15    |        |
| Sevilla       | 26           | 16    |        |
| Córdoba       | 25           | 17    |        |
| Jaén          | 20           | 15    |        |
| Baeza         |              | 13    |        |
| Granada       | 22           | 13    |        |
| Huelva        | 25           | 12    |        |
| San Fernando  |              | 57?   |        |
| Tarifa        | 22           | 19    |        |
| Algeciras     |              |       |        |
| Málaga        |              |       |        |
| Almería       | 23           | 17    |        |
| Palma         |              |       |        |
| Ibiza         |              |       |        |
| Mahón         | 23           | 18    |        |
| Las Palmas    |              |       |        |
| St Cruz de T. |              |       |        |
| Laguna        |              |       |        |
| Izana         |              |       |        |
| Tenán         | 23           | 14    |        |
| Melilla       |              |       | 47?    |
| Tánger        |              |       |        |



**Tiempo probable**

EN LAS REGIONES.

|      |   |
|------|---|
| I    | Vientos del Oeste y lluvias y nieblas.                  |
| II   |   |
| III  | Vientos flojes de dirección variable y tiempo inseguro. |
| IV   |   |
| V    |   |
| VI   | Vientos flojes de dirección variable y cielo nuboso.    |
| VII  |   |
| VIII |   |
| IX   |   |
| X    | Tiempo inseguro.  |
| XI   |   |
| XII  | Buen tiempo.  |

**Signos convencionales**

**Cielo**

- Despejado
- Lluvia
- con nubes
- Bruma
- Nieve
- R Tormenta
- Alto Cúmulos
- Pci. Palso Cirros

**Vientos**

| Signo | Nombres     | Velocidad | Signo | Nombres         |
|-------|-------------|-----------|-------|-----------------|
| —     | Calma       | 1 a 2     | —     | Llana           |
| —     | Ventolina   | 2 a 4     | —     | Rizada          |
| —     | Muy flojo   | 4 a 6     | —     | Marejada        |
| —     | Plojo       | 6 a 8     | —     | Picada          |
| —     | Moderado    | 8 a 10    | —     | Marejada gruesa |
| —     | Algo fuerte | 10 a 12   | —     | Gruesa          |
| —     | Fuerte      | 12 a 14   | —     | Muy gruesa      |
| —     | Duro        | 14 a 16   | —     | Muy gruesa      |
| —     | Muy duro    | 16 a 30   | —     | Arbolada        |
| —     | Temporal    | 30 a 30   | —     | Muy arbolada    |

**Mar**

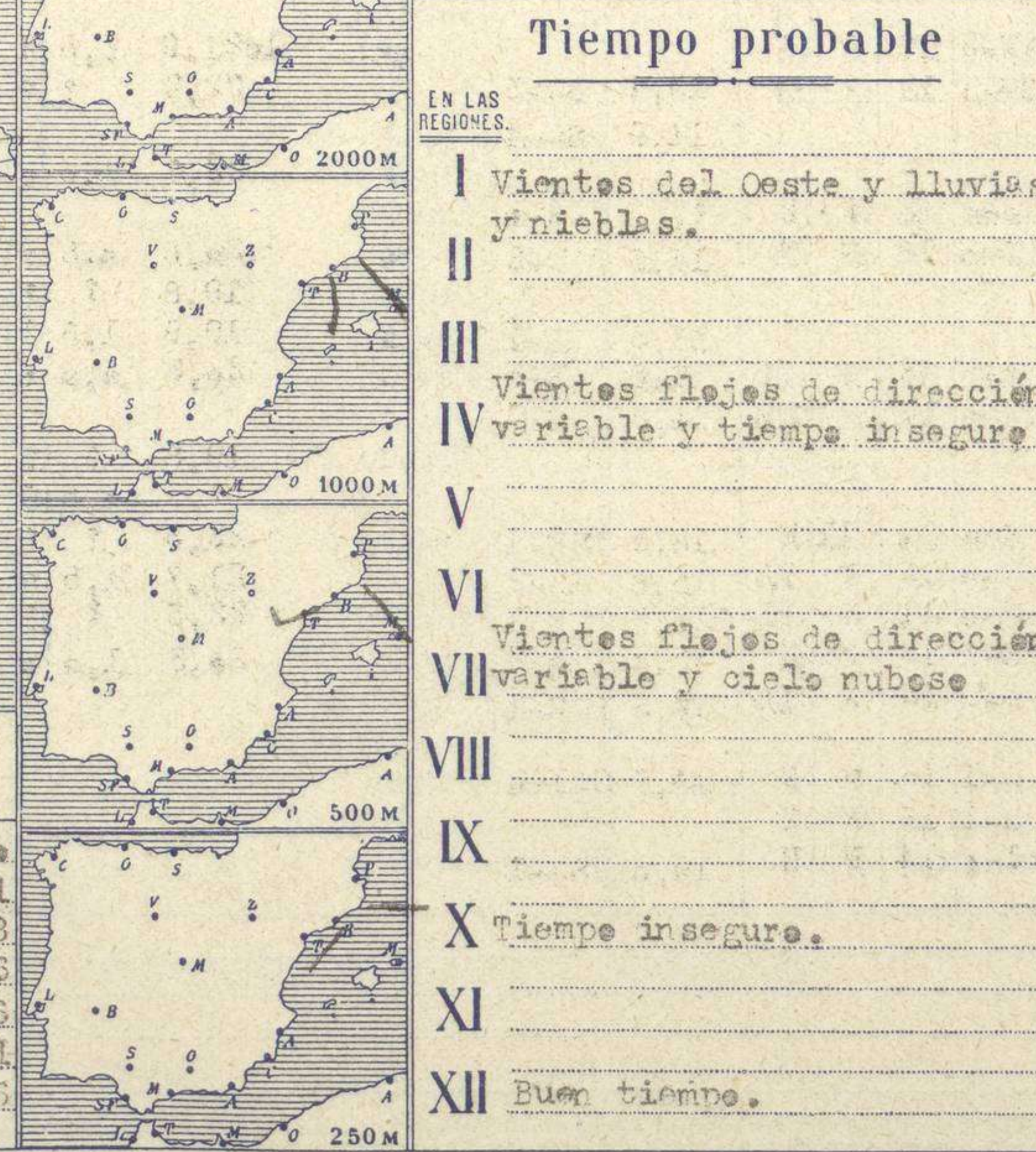
| Signo | Nombres     | Velocidad | Signo | Nombres         |
|-------|-------------|-----------|-------|-----------------|
| —     | Calma       | 1 a 2     | —     | Llana           |
| —     | Ventolina   | 2 a 4     | —     | Rizada          |
| —     | Muy flojo   | 4 a 6     | —     | Marejada        |
| —     | Plojo       | 6 a 8     | —     | Picada          |
| —     | Moderado    | 8 a 10    | —     | Marejada gruesa |
| —     | Algo fuerte | 10 a 12   | —     | Gruesa          |
| —     | Fuerte      | 12 a 14   | —     | Muy gruesa      |
| —     | Duro        | 14 a 16   | —     | Muy gruesa      |
| —     | Muy duro    | 14 a 16   | —     | Muy gruesa      |
| —     | Temporal    | 30 a 30   | —     | Muy arbolada    |

En azul... Curvas de igual presión del día.  
En negro... Curvas de igual presión del día.  
En negro... Curvas de igual variación de presión desde tres horas antes.

**Observaciones en Madrid de 13<sup>h</sup> del día 4 a 7<sup>h</sup> del día 5**

PARQUE DEL RETIRO (Altitud 667 m.)

| Horas | Barómetro |           | Temperatura | Humedad | Viento | Nieve | Estado del Cielo | Horas de insolación    |
|-------|-----------|-----------|-------------|---------|--------|-------|------------------|------------------------|
|       | mm        | milibaros |             |         |        |       |                  |                        |
| 13    | 707,7     | 943,5     | 18,0        | 76      | Cal    | 0     | Nuboso           | 5-40                   |
| 18    | 707,0     | 942,6     | 16,0        | 84      | Cal    | 0     | id.              | Id. mínima 12,8        |
| 1     | 707,4     | 943,1     | 14,1        | 92      | Cal    | 0     | Cubo             | Id. máxima normal 20,6 |
| 7     | 708,6     | 944,7     | 13,4        | 100     | Cal    | 0     | id.              | Id. normal media 15,1  |
|       |           |           |             |         |        |       |                  | Presión normal 705,6   |



**Temperaturas extrema y Lluvia**

| Estaciones    | Temperaturas |       | Lluvia |
|---------------|--------------|-------|--------|
|               | Max          | Minim |        |
| La Coruña     |              |       | 4      |
| Santiago      | 17           | 13    | 6      |
| Pontevedra    |              |       |        |
| Lugo          |              |       |        |
| Orense        | 20           | 14    | 4      |
| Ojón          | 20           | 15    | ip     |
| Oviedo        | 23           | 13    |        |
| Santander     | 27           | 17    | 0,1    |
| Bilbao        |              |       |        |
| San Sebastian | 25           |       | 1      |
| León          | 18           | 11    | ip     |
| Zamora        | 22           | 9     |        |
| Palencia      | 22           | 11    | 0,6    |
| Burgos        | 19           | 11    | 1      |
| Soria         | 18           | 9     | 2      |
| Valladolid    | 22           | 12    | 12     |
| Salamanca     | 20           | 10    | 6      |
| Ávila         | 20           | 10    | 1      |
| Segovia       | 20           | 10    | 2      |
| Madrid        | 19           | 13    | 3      |
| Toledo        | 21           | 13    | 4      |
| Guadalajara   | 12           | 4     |        |
| Ciudad        | 20           | 13    |        |
| Ciudad-Real   | 18           | 2     |        |
| Albacete      | 23           | 13    |        |
| Cáceres       | 22           | 13    | 1      |
| Badajoz       | 23           | 16    | 1      |
| Vitoria       | 23           | 10    | 2      |
| Logroño       | 23           | 12    | 1      |
| Pamplona      | 19           |       |        |
| Huesca        | 22           | 12    | 1      |
| Zaragoza      | 24           | 15    |        |
| Lérida        | 26           | 15    |        |
| Oerona        | 26           | 15    |        |
| Barcelona     | 22           | 18    | 3      |
| Tarragona     | 22           | 18    | 3      |
| Tortosa       | 26           | 18    | ip     |
| Teruel        | 20           | 12    | 1      |
| Castellón     | 24           | 17    |        |
| Valencia      | 24           | 16    |        |
| Alicante      | 25           | 16    |        |
| Murcia        | 26           | 15    |        |
| Sevilla       | 26           | 16    |        |
| Córdoba       | 25           | 17    |        |
| Jaén          | 20           | 15    |        |
| Baeza         |              | 13    |        |
| Granada       | 22           | 13    |        |
| Huelva        | 25           | 12    |        |
| San Fernando  |              | 57?   |        |
| Tarifa        | 22           | 19    |        |
| Algeciras     |              |       |        |
| Málaga        |              |       |        |
| Almería       | 23           | 17    |        |
| Palma         |              |       |        |
| Ibiza         |              |       |        |
| Mahón         | 23           | 18    |        |
| Las Palmas    |              |       |        |
| St Cruz de T. |              |       |        |
| Laguna        |              |       |        |
| Izana         |              |       |        |
| Tenán         | 23           | 14    |        |
| Melilla       |              |       | 47?    |
| Tánger        |              |       |        |

# OBSERVACIONES DE ESPAÑA

| ESTACIONES                      | PRESIÓN MILIBARES   |           |           | VIENTO<br>D. y F. | TEMPERATURA<br>C. | HUMEDAD<br>% | TIEMPO |          | NUBES       | MAR | DIRECCIÓN Y FUERZA DEL VIENTO A |          |                                 |      |       |      |      |      |      |
|---------------------------------|---------------------|-----------|-----------|-------------------|-------------------|--------------|--------|----------|-------------|-----|---------------------------------|----------|---------------------------------|------|-------|------|------|------|------|
|                                 | a O.<br>N. M. G. N. |           | VARIACIÓN |                   |                   |              | C.     | PRESENTE |             |     | PASADO                          | 250      | 500                             | 1000 | 2000  | 3000 | 4000 | 5000 |      |
|                                 | N. M. G. N.         | VARIACIÓN | C.        |                   |                   |              |        |          |             |     |                                 | PRESENTE | PASADO                          | 250  | 500   | 1000 | 2000 | 3000 | 4000 |
| OBSERVACIONES A 7 <sup>h</sup>  |                     |           |           |                   |                   |              |        |          |             |     |                                 |          | OBSERVACIONES A 7 <sup>h</sup>  |      |       |      |      |      |      |
| La Coruña                       | 19,9                | 1,3       | e         | S-1               | 15                | 84           | N      | N        | Nb          |     | 4                               |          |                                 |      |       |      |      |      |      |
| Gijón                           | 19,8                | 1,5       | e         | Cal-e             | 16                | 84           | N      | N        | Cu,nb,A-cu  |     | 5                               |          |                                 |      |       |      |      |      |      |
| Santander                       | 19,8                | 2,5       | e         | Cal-e             | 17                | 97           | N      | N        | Cu          |     | 15                              |          |                                 |      |       |      |      |      |      |
| Valladolid                      | 21,5                | 1,0       | e         | Cal-e             | 12                | 94           | N      | LL       | Cu,A-cu     |     | 5                               |          |                                 |      |       |      |      |      |      |
| Zaragoza                        | 20,1                | 1,0       | 3         | E-1               | 16                | 94           | N      | N        | Nb,A-cu     |     | 7                               |          |                                 |      |       |      |      |      |      |
| Barcelona                       | 20,2                | 1,0       | 4         | N-e               | 19                | 95           | N      | LL       | Cu-nb,A-cu  |     | 5                               | E-1      | SE-2                            | SE-2 | SSW-3 | SW-2 | W-3  |      |      |
| Tortosa                         | 20,0                | 0,5       | 3         | Cal-e             | 19                | 94           | N      | N        | Nb,A-cu     |     | 5                               | SW-1     | ESE-3                           | S-2  | SW-3  | SW-3 |      |      |      |
| Mahón                           | 19,3                | 0,5       | 3         | ENE-2             | 20                | 84           | N      | N        | Cu,A-cu     |     | 18                              |          |                                 |      |       |      |      |      |      |
| Madrid                          | 21,8                | 1,0       | e         | Cal-e             | 13                | 97           | N      | LL       | St,St-cu    |     | 4                               |          |                                 |      |       |      |      |      |      |
| Badajóz                         | 21,5                | 0,5       | 3         | Cal-e             | 18                | 84           | N      | LL       | St          |     | 8                               |          |                                 |      |       |      |      |      |      |
| Alicante                        | 19,5                | 0,5       | 3         | Cal-e             | 17                | 97           | N      | D        | Cu,St-cu    |     | 6                               |          |                                 |      |       |      |      |      |      |
| Granada                         | 23,9                | 1,5       | 4         | Cal-e             | 13                | 94           | NB     | N        | Cu          |     | 5                               |          |                                 |      |       |      |      |      |      |
| Sevilla                         | ?                   | 1,0       | e         | Cal-e             | 16                | 94           | N      | N        | Cu,A-st     |     | 7                               |          |                                 |      |       |      |      |      |      |
| Almería                         | 21,4                | 1,0       | 3         | Cal-e             | 17                | 97           | N      | D        | Cu,nb,A-cu  |     | 7                               |          |                                 |      |       |      |      |      |      |
| Málaga                          | 19,8                | 1,5       | e         | S-e               | 12                | 84           | N      | N        | St-cu,Ci-st |     | 6                               |          |                                 |      |       |      |      |      |      |
| S.Fernando                      | 21,4                | 1,0       | e         | Cal-e             | 18                | 94           | D      | N        | Cu          |     | 17                              |          |                                 |      |       |      |      |      |      |
| Melilla                         | 20,4                | 0,0       | e         | W-e               | 20                | 97           | D      | D        | St          |     | 6                               |          |                                 |      |       |      |      |      |      |
| Tetuán                          | 21,7                | 1,5       | 4         | W-3               | 17                | 84           | N      | N        | Cu-nb       |     | 8                               |          |                                 |      |       |      |      |      |      |
| S. <sup>a</sup> C. de Tenerife  | 22,2                | 0,5       | 3         | NW-2              | 19                | 64           | D      | N        | Cu,Ci       |     | 9                               |          |                                 |      |       |      |      |      |      |
| IZENGA                          | 20,2                | 0,0       | e         | NW-2              | 20                | 84           | N      | N        | St          |     | 6                               |          |                                 |      |       |      |      |      |      |
| OBSERVACIONES A 18 <sup>h</sup> |                     |           |           |                   |                   |              |        |          |             |     |                                 |          | OBSERVACIONES A 18 <sup>h</sup> |      |       |      |      |      |      |
| La Coruña                       | 14,2                | 0,5       | 5         | S-4               | 18                | 70           | LL     | LL       | Nb          |     | 25                              |          |                                 |      |       |      |      |      |      |
| Gijón                           | 14,9                | 0,5       | 7         | NW-4              | 18                | 80           | A      | LL       | Cu-nb       |     | 5                               |          |                                 |      |       |      |      |      |      |
| Santander                       | 14,9                | 0,0       | 3         | S-5               | 23                | 50           | N      | N        | Cu,A-st     |     | 67                              |          |                                 |      |       |      |      |      |      |
| Valladolid                      | 17,5                | 0,0       | 3         | Cal-e             | 16                | 70           | N      | N        | Cu,A-cu     |     | 7                               |          |                                 |      |       |      |      |      |      |
| Zaragoza                        | 17,4                | 0,5       | 6         | WSW-3             | 20                | 80           | D      | D        | A-cu        |     | 6                               |          |                                 |      |       |      |      |      |      |
| Barcelona                       | 19,9                | 0,5       | 3         | SE-2              | 21                | 80           | N      | N        | Cu-nb,Ci    |     | 7                               |          |                                 |      |       |      |      |      |      |
| Tortosa                         |                     |           |           |                   |                   |              |        |          |             |     |                                 |          |                                 |      |       |      |      |      |      |
| Mahón                           | 19,7                | 0,5       | 3         | SW-2              | 20                | 80           | N      | N        | Cu          |     | 27                              |          |                                 |      |       |      |      |      |      |
| Madrid                          | 18,7                | 0,5       | 6         | Cal-e             | 16                | 80           | N      | N        | St-cu       |     | 5                               |          |                                 |      |       |      |      |      |      |
| Badajóz                         | 18,6                | 0,0       | 3         | Cal-e             | 21                | 70           | N      | N        | Nb,St-cu    |     | 7                               |          |                                 |      |       |      |      |      |      |
| Alicante                        | 19,1                | 1,0       | 3         | Cal-e             | 21                | 80           | D      | D        | Cu          |     | 18                              |          |                                 |      |       |      |      |      |      |
| Granada                         | 19,5                | 0,5       | 1         | Cal-e             | 18                | 80           | D      | LL       | St-cu       |     | 7                               |          |                                 |      |       |      |      |      |      |
| Sevilla                         | ?                   | 0,0       | e         | W-1               | 22                | 70           | N      | L        | Cu          |     | 7                               |          |                                 |      |       |      |      |      |      |
| Almería                         | 19,5                | 0,5       | 1         | SSW-3             | 20                | 80           | D      | D        |             |     | 8                               |          |                                 |      |       |      |      |      |      |
| Málaga                          | 20,3                | 0,5       | 5         | Cal-e             | 21                | 80           | D      | N        |             |     | 6                               |          |                                 |      |       |      |      |      |      |
| S.Fernando                      | 19,7                | 0,0       | e         | W-1               | 22                | 70           | D      | N        | Cu          |     | 27                              |          |                                 |      |       |      |      |      |      |
| Melilla                         | 19,0                | 0,0       | e         | R-2               | 22                | 100          | D      | D        | St-cu       |     | 6                               |          |                                 |      |       |      |      |      |      |
| Tetuán                          | 17,7                | 0,5       | 3         | NE-2              | 21                | 70           | N      | N        | Nb,St-cu    |     | 8                               |          |                                 |      |       |      |      |      |      |
| S. <sup>a</sup> C. de Tenerife  |                     |           |           |                   |                   |              |        |          |             |     |                                 |          |                                 |      |       |      |      |      |      |
| IZENGA                          | 15,5                | 0,0       | e         | E-2               | 21                | 70           | D      | D        | St-cu,Ci-cu |     | 6                               |          |                                 |      |       |      |      |      |      |
| BURGOS                          | 15,1                | 0,5       | 5         | SW-e              | 18                | 50           | N      | N        | St-cu,Ci-cu |     | 7                               |          |                                 |      |       |      |      |      |      |

**NOTICIAS**

Expresado en medias horas antes observación.  
 .. D Despejado ó semidespejado.-N Nuboso ó cubierto.-NB Niebla ó bruma.-A Aguaceros.-ll Lloviznas.-LL Lluvias.-G Granizo (sin truenos).-An Aguanieve.-nv Nieve.-T Tormenta.  
 .... D Despejado ó semidespejado.-N Nuboso.-NC Cubierto constantemente.-NB Niebla ó bruma.-A Aguaceros.-ll Lloviznas.-nv Nieve ó aguanieve.-G Granizo (sin truenos).-T Tormenta.  
 ..... Sobre el nivel del mar.