

DIRECCIÓN GENERAL DEL INSTITUTO GEOGRÁFICO Y ESTADÍSTICO

AÑO XXII

BOLETÍN

1914

Núm. 195

DEL

14 de Julio

OBSERVATORIO CENTRAL METEOROLÓGICO

Observaciones del Extranjero

| Observaciones de la mañana á las 7 ^h | | | | | | | | | | Id.en las 24 horas | | Id.de la vispera por la tarde | | | |
|---|-------------------------|----------------------|-------------|-----------|------------------|------------------|-------------------|------------------|--|--------------------|---|-------------------------------|------------------|-----------------|-------------------|
| Estaciones | Barómetro | | Temperatura | Viento | | Estado del cielo | Estado del mar | Lluvia ó nieve | Temp. ^s extr. ^{as} | | Barom. ^o a 0° y al nivel del mar | Temperatura | Viento | | Estado del cielo |
| | a 0° y al nivel del mar | Variación en 3 horas | | Dirección | F ^{va} | | | | Max. ^a | Min. ^a | | | Dirección | F ^{va} | |
| Escandinavia | Bodo | 763.6 | 0.0 | 16 | N | 1 | g | Cal ^a | 18 | 12 | 764.1 | 17 | N 6 | 0 | g |
| | Cristiansund | 763.7 | 0.0 | 13 | Cal ^a | 0 | ubla | Nirada | 16 | 12 | 764.0 | 14 | Cal ^a | 0 | ubla |
| | Skudesnoes | 763.6 | 0.0 | 15 | NW | 2 | Cal ^a | lluvia | 17 | 13 | 767.9 | 15 | NW | 3 | Cal ^a |
| Europa Oriental y Central | Riga | 762.2 | -0.3 | 22.4 | Cal ^a | 0 | g | | | | 763.5 | 22.3 | N | 0 | ub ^o |
| | Moscou | 762.4 | 0.0 | 17.8 | P | 0 | g | | | | 761.7 | 19.5 | N 6 | 0 | g |
| | Nicolaiew | 760.7 | | 21.8 | N | 0 | g | | | | 759.5 | 25.4 | NNE | 0 | e.d ^o |
| | Feldkirch | 764.6 | | 17 | Cal ^a | 0 | g | | 23 | 16 | 765.1 | 18 | Cal ^a | 0 | ub ^o |
| | Cernorvitz | 762.3 | 0.0 | 18 | NW | 1 | Cal ^a | | 28 | 17 | 762.2 | 20 | Cal ^a | 0 | e.d ^o |
| | Cracovia | 763.2 | +0.1 | 19 | NW | 1 | ub ^o | | 28 | 15 | 763.0 | 18 | NW | 1 | ub ^o |
| | Pola | 762.7 | | 21 | Cal ^a | 0 | e.ub ^o | | 28 | 19 | 762.3 | 25 | NW | 1 | e.ub ^o |
| | Viena | 763.2 | +0.3 | 20 | W | 2 | g | | 26 | 15 | 762.6 | 21 | W | 2 | ub ^o |
| | Berlin | 763.5 | +0.2 | 24 | S 6 | 1 | e.d ^o | | 30 | 19 | 762.5 | 25 | Cal ^a | 0 | e.d ^o |
| | Berna | 765.0 | | 18 | S 6 | 2 | g | | | | 765.2 | 18 | N 6 | 0 | ub ^o |
| Islas Británicas | Stornoway | 759.4 | -1.2 | 15.6 | E | 1 | lluvia | | 21.6 | 12.8 | 760.9 | 20.0 | NNE | 2 | ub ^o |
| | Shields | 761.9 | -0.4 | 14.4 | Cal ^a | 0 | ub ^o | Nirada | 20.0 | 13.2 | 761.8 | 15.6 | S 6 | 2 | ubla |
| | Valentia | 754.9 | -1.2 | 13.9 | S 6 | 2 | e.ub ^o | W ^a | 1.5 | 18.3 | 758.0 | 17.8 | PP 6 | 4 | e.d ^o |
| Francia | Gris Nex | 764.1 | -0.1 | 19.8 | S 6 | 3 | ub ^o | lluvia | 21 | 14 | 765.0 | 18.2 | PPW | 4 | ub ^o |
| | St. Mathieu | 763.9 | +0.2 | 16.0 | P | 3 | lluvia | W ^a | 23 | 16 | 765.4 | 18.0 | S 6 | 3 | e.ub ^o |
| | Isla de Aix | 764.8 | +0.1 | 19.0 | NW | 3 | e.d ^o | Nirada | 23 | 16 | 765.4 | 21.0 | NW | 3 | g |
| | Biarritz | 764.6 | 0.0 | 19.0 | W | 2 | ub ^o | Nirada | 27 | 28 | 764.2 | 22.2 | N 6 | 2 | g |
| | Paris | 765.9 | +0.5 | 19 | NNE | 1 | g | | 25 | 14 | 765.1 | 23 | N | 2 | g |
| | Clermont | 765.0 | 0.0 | 26 | S 6 | 2 | g | | 27 | 13 | 764.1 | 24 | P | 2 | g |
| | Perpiñán | 763.7 | 0.0 | 24 | W | 1 | g | | 30 | 18 | 763.2 | 23 | E | 1 | g |
| | Cabo Sicié | 763.8 | +0.5 | 20.2 | E | 3 | ubla | Nirada | 27 | 18 | 765.9 | 22.4 | W | 4 | g |
| | Niza | 763.2 | +0.3 | 22.3 | Cal ^a | 0 | e.d ^o | lluvia | 29 | 18 | 763.4 | 23.1 | Cal ^a | 0 | ub ^o |
| | Italia | Liorna | 764.5 | +0.7 | 23 | E | 0 | E | | | | 763.8 | 24 | E | 0 |
| Roma | | 763.6 | +0.7 | 21 | W | 0 | E | | | | 763.5 | 23 | SW | 1 | D |
| Cagliari | | 763.9 | | 21 | SW | 5 | D | | | | 761.9 | 28 | SE | 4 | Cal |
| Palermo | | 764.7 | +0.7 | 24 | E | 0 | D | | | | 764.9 | 21 | SE | 2 | D |
| Portugal | Porto | 766.2 | +0.1 | 19.3 | N | 3 | ub ^o | lluvia | 23 | 19 | 766.7 | 19.2 | Cal ^a | 0 | e.d ^o |
| | Lisboa | 764.0 | +0.2 | 19 | NW | 4 | ub ^o | W ^a | 26 | 18 | 764.2 | 23 | NW | 5 | g |
| | Lagos | 763.5 | | 23 | E | 1 | g | Nirada | 30 | 18 | 763.9 | 24 | N | 3 | g |
| | Horta | 770.1 | +0.3 | 19.7 | NNE | 2 | ub ^o | W ^a | 32 | 19 | 769.7 | 20.0 | NNE | 3 | ub ^o |
| | Flores | 770.6 | -0.7 | 19.0 | NNE | 1 | CC | W ^a | 23 | 17 | 769.0 | 30.4 | NW | 2 | CC |
| | Punta Delgada | 769.1 | +0.7 | 18.4 | NNE | 3 | e.ub ^o | Nirada | 24 | 18 | 767.9 | 18.1 | NNE | 5 | e.d ^o |
| | Funchal | 765.5 | 0.0 | 20 | N | 2 | ub ^o | Nirada | 24 | 17 | 766.4 | 24 | N 6 | 2 | ub ^o |
| Marruecos y Argelia | Tanger | 755.9 | | 22.0 | S 6 | 2 | D | | 26 | 17 | 765.9 | 22.8 | SW | 3 | D |
| | Oran | 762.4 | | 21.4 | NW | 2 | ub ^o | lluvia | 27 | 19 | 761.3 | 22.4 | NW | 2 | g |
| | Laghout | 761.9 | | 25.0 | P | 1 | g | | 40 | 25 | 757.8 | 33.0 | P | 1 | g |
| | Argel | 763.2 | 0.0 | 22.0 | NNE | 2 | g | lluvia | 36 | 20 | 763.0 | 23 | NNE | 2 | g |
| | Cap de Garde | 764.4 | | 24.6 | P | 2 | g | lluvia | 31 | 18 | 764.3 | 40.0 | N | 1 | g |
| | Tunex | 764.9 | | 20.4 | SW | 1 | g | | | | | | | | |
| | Biskra | 763.8 | | ? | N 6 | | g | | ? | ? | 762.1 | 23.5 | N | 5 | ? |

Radiogramas

Precios de suscripción

Un año...18...pesetas . Un semestre...9...pesetas.

Administrador

(Habilitado del material de la Dirección general del Instituto Geográfico y Estadístico . Madrid

Dirección : Adresse : Address :

Señor

Jefe del Observatorio Central Meteorológico

Parque del Retiro

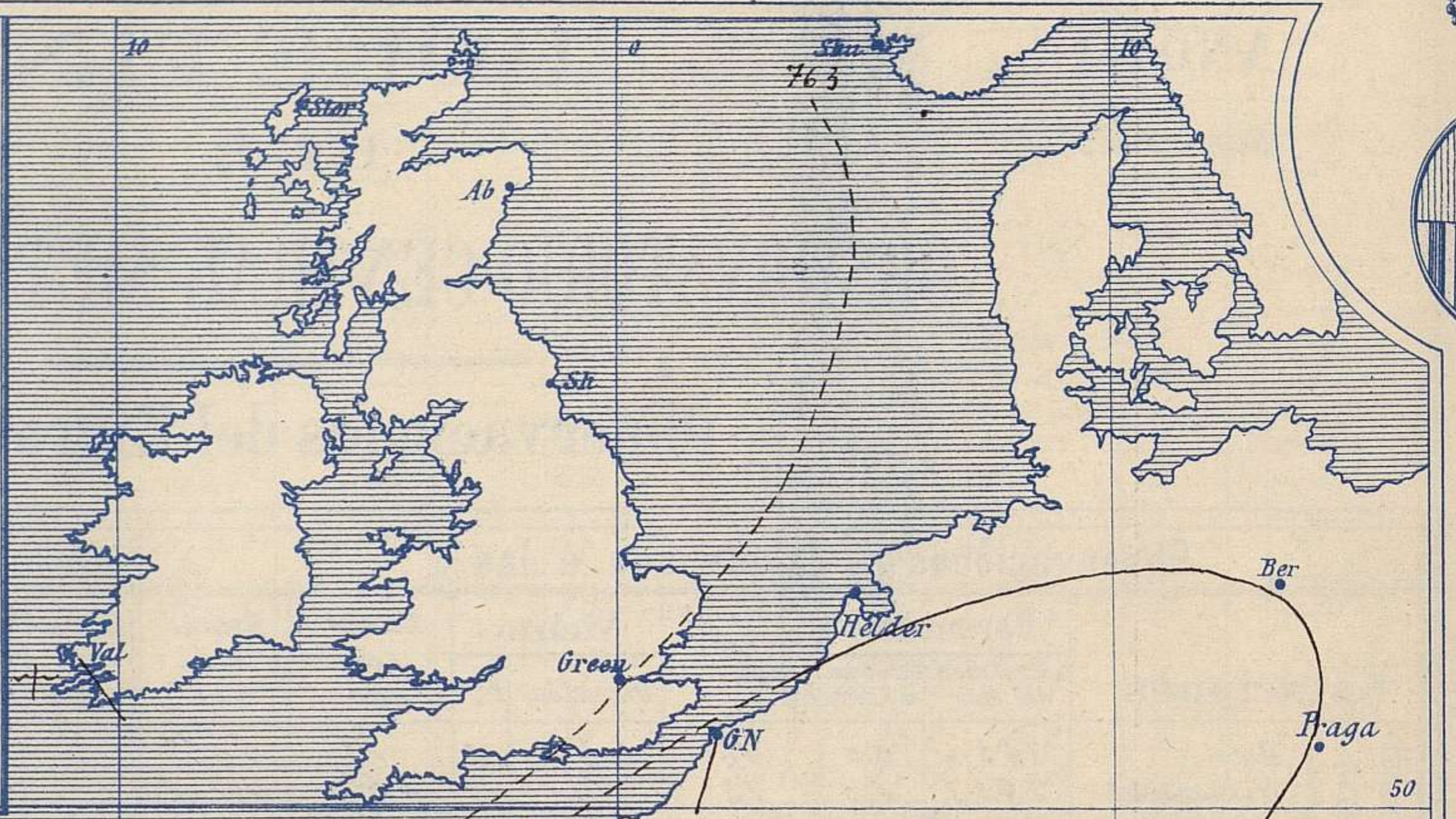
Madrid. (ESPAÑA)

Apartado n.º 285.

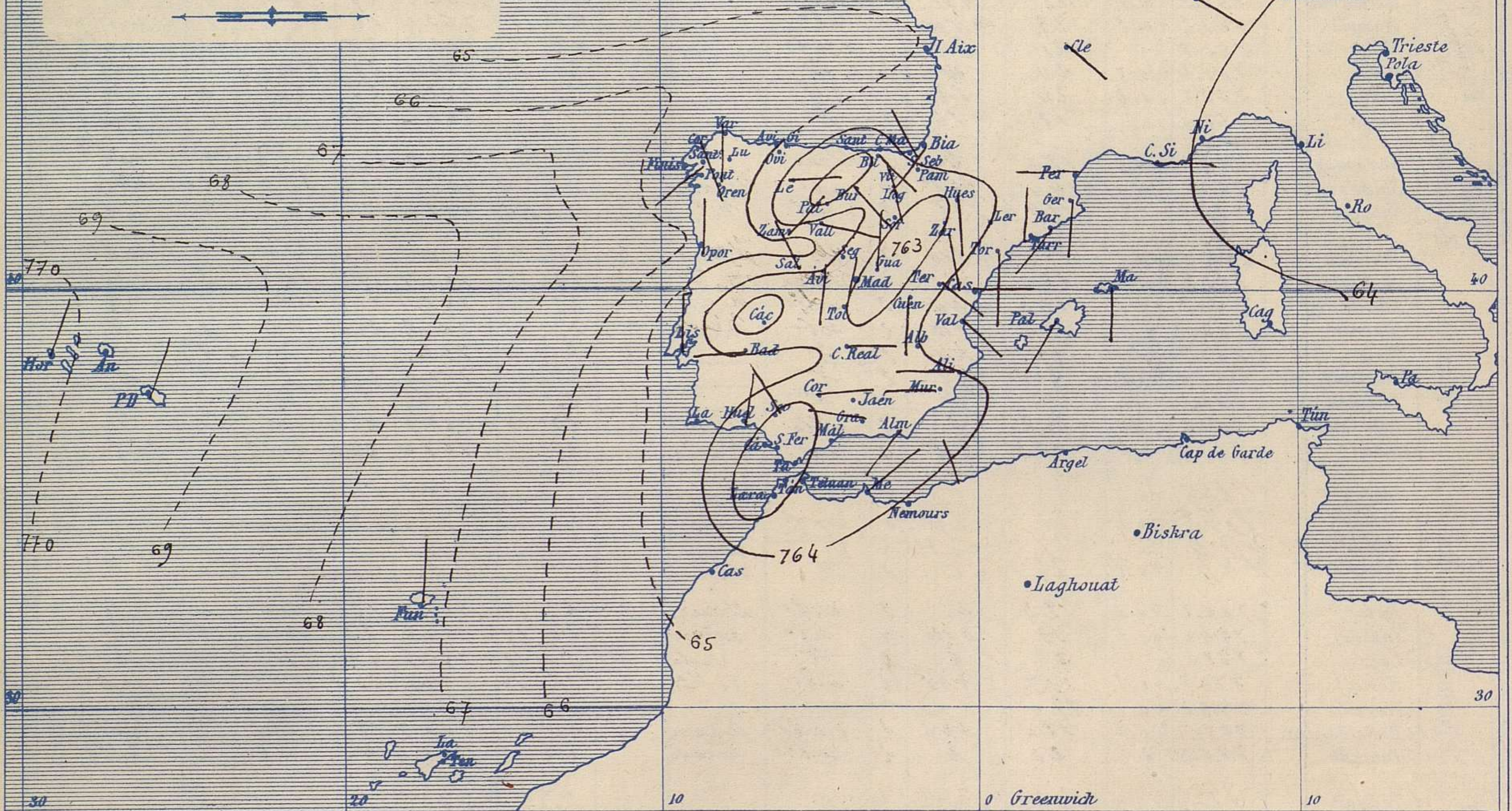


Signos convencionales

| Fuerza del viento | Cielo | Mar |
|---------------------------|-------------|-------------------|
| 0 Calma | ○ Despejado | { Llana |
| 1 Ventolina | ○ Con nubes | { Rizada |
| 2 Muy flojo | ○ Bruma | { Marejada |
| 3 Flojo | ⊗ Niebla | { Picada |
| 4 Bonancible (Moderado) | ⊗ Nieve | { Marejada gruesa |
| 5 Fresquito (Algo fuerte) | ● Lluvia | { Gruesa |
| 6 Fresco (Fuerte) | ⚡ Tormenta | { Muy gruesa |
| 7 Duro | | { Arbolada |
| 8 Muy duro | | { Muy arbolada |
| 9 Temporal | | |



Presión atmosférica y vientos



Estado general

El área de presiones débiles de carácter térmico que se formó sobre la península Ibérica persiste sobre ella y hoy presenta varios núcleos bastante bien definidos.

El tiempo es bueno por todas partes de cielo claro, vientos flojos de dirección variable y temperatura elevada: la máxima de ayer fue de 40 grados en Sevilla y la mínima de hoy ha sido de 12 grados en León.

El mar aparece tranquilo por todo el litoral español. Las presiones más altas se hallan situadas al Occidente de las Azores.

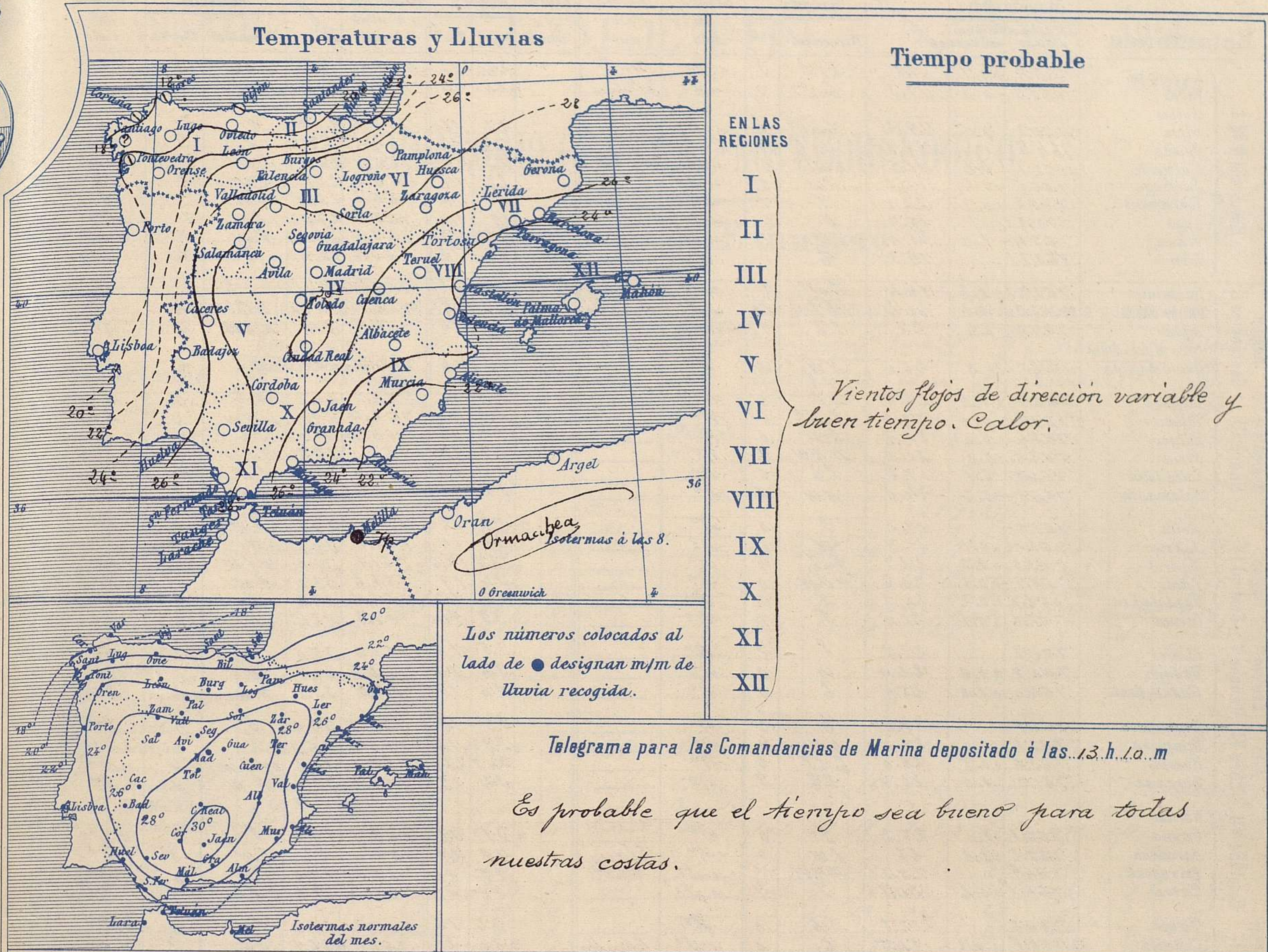
Lana

El Director general: Martin Sánchez

El Ingeniero Geógrafo Jefe del Observatorio. J. Galbis

Ho
1
1
2
2
4
8
1

Hu



| Observaciones de Madrid entre 12 ^h del día 13 y 12 ^h del día 14 | | | | | | | | Observaciones aerológicas | | | | | | |
|---|------------------|------------------|----------------|-----------|-----------------------|-------------------|------------------------|---|---------|-------------------------|-----------------|---------|-------------------------|-----------------|
| PARQUE DEL RETIRO (Altitud 667 m ^s) | | | | | | | | Hora 11 ^h | | | | | | |
| Hora | Barómetro m m | Termómetro C° | Humedad o/o | Viento | | Lluvia o Nieve | Estado del Cielo | Notas | Alturas | Dirección del viento | Fuerza 0 a 9 | Alturas | Dirección del viento | Fuerza 0 a 9 |
| | | | | Dirección | F ^{va} 0 a 9 | | | | | | | | | |
| 12 | 707.88 | 30.4 | 28 | W | 1 | | D ^e | Temp ^a máx ^a a la sombra 32.7 | 50 | W&W | 1 | 3000 | SW | 4 |
| 16 | 706.95 | 31.4 | 23 | SW | 1 | | Id | Id mín ^a = 19.6 | 200 | SW | 2 | 4000 | SW | 4 |
| 20 | 706.91 | 25.4 | 38 | CT | 0 | | Id | Horas de sol despejado en | 400 | SW | 2 | 5000 | SW | 5 |
| 24 | 707.20 | 23.2 | 45 | (?) | 1 | | Id | el día de ayer = 13 h 25 m | 600 | SW | 2 | 6000 | SW | 8 |
| 4 | 706.90 | 21.4 | 43 | SW | 0 | | Id | | 800 | SW | 4 | 7000 | SW | 9 |
| 8 | 707.71 | 23.7 | 45 | Id | 0 | | Id | | 1000 | SW | 4 | 8000 | SW | 9 |
| 12 | 706.84 | 32.2 | 32 | Id | 0 | | Id | | 1500 | SW | 4 | 9000 | SW | 9 |
| | | | | | | | | | 2000 | SW | 4 | | | |

| Humedad o/o | Termómetro C° | DIAGRAMAS | | | | | | | | | | | | Barómetro m m | | | | | | | | | | | | |
|----------------|------------------|-----------|----|----|----|----|----|----|----|----|----|----|----|------------------|----|---|---|---|---|---|---|---|---|---|----|-----|
| | | 12 | 13 | 14 | 15 | 16 | 17 | 18 | 19 | 20 | 21 | 22 | 23 | | 24 | 1 | 2 | 3 | 4 | 5 | 6 | 7 | 8 | 9 | 10 | 11 |
| 60 | 34 | | | | | | | | | | | | | | | | | | | | | | | | | 709 |
| 55 | 32 | | | | | | | | | | | | | | | | | | | | | | | | | 708 |
| 50 | 30 | | | | | | | | | | | | | | | | | | | | | | | | | 707 |
| 45 | 28 | | | | | | | | | | | | | | | | | | | | | | | | | 706 |
| 40 | 26 | | | | | | | | | | | | | | | | | | | | | | | | | 705 |
| 35 | 24 | | | | | | | | | | | | | | | | | | | | | | | | | |
| 30 | 22 | | | | | | | | | | | | | | | | | | | | | | | | | |
| 25 | 20 | | | | | | | | | | | | | | | | | | | | | | | | | |
| 20 | 18 | | | | | | | | | | | | | | | | | | | | | | | | | |

Observaciones de España

| Observaciones de la mañana á 8 horas | | | | | | | | | | Id. en las 24 horas | | Id. de la vispera á 16 horas | | | | |
|--------------------------------------|-------------------------------|----------------------|-------------|-----------|-------------------|--------------------|--------------------|-------------------|---------------------------|---------------------|--------------------------------|------------------------------|-----------|-------|--------------------|----------------------|
| Estaciones | Barómetro | | Temperatura | Viento | | Estado del cielo | Estado del mar | Lluvia ó nieve | Temp. extr. ^{as} | | Barom. á 0° y al nivel del mar | Temperatura | Viento | | Estado del cielo | |
| | á 0° y al nivel del mar | Variación en 3 horas | | Dirección | fuerza | | | | Max. ^a | Min. ^a | | | Dirección | Fuera | | |
| Región del N.W. I. | La Coruña | 765.2 | +0.1 | 18 | SSE | 3 | emb. ^o | M ^a | | 24 | 17 | 765.3 | 23 | N.W. | 2 | c. d. ^o |
| | Vares | 765.7 | 0.0 | 17.3 | Gal. ^a | 0 | emb. ^o | llana | | 24 | 17 | 765.7 | 17.6 | Gal. | 0 | emb. ^o |
| | Avilés | | | | | | | | | | | | | | | |
| | Gijón | 765.3 | 0.0 | 19.3 | Gal. ^a | 0 | emb. ^o | | | 22 | 12 | 765.6 | 20.8 | N. | 2 | emb. ^o |
| | Oviedo | 764.5 | | 18.7 | SE | 7 | Cub. | | | 22 | 17 | 764.5 | 22.0 | SE | 7 | Cub. |
| | Finisterre | 765.1 | 0.0 | 11.6 | Gal. ^a | 0 | emb. ^o | M ^a | | 22 | 22 | 765.1 | 22.3 | S.W. | 2 | c. emb. ^o |
| | Santiago | 766.0 | -0.4 | 17.6 | S.W. | 0 | emb. ^o | | | 25 | 14 | 766.2 | 23.1 | S.W. | 2 | emb. ^o |
| | Pontevedra | 765.7 | +0.3 | 21.0 | S | 1 | emb. ^o | | | 23 | 17 | 766.2 | 21.8 | S.W. | 1 | S. |
| | Lugo | 765.8 | | 15.7 | N | 1 | emb. ^o | | | 29 | 11 | 765.6 | 27.3 | S. | 1 | S. |
| Ortense | 765.4 | -1.0 | 20.4 | N | 1 | emb. ^o | | | 21 | 18 | 763.6 | 28.4 | S.W. | 1 | emb. ^o | |
| León | 763.8 | | 19.5 | S | 0 | S. | | | 23 | 12 | 763.7 | 20.6 | S. | 0 | S. | |
| Región Cantábrica II | Santander | 763.7 | +1.2 | 14.4 | Gal. ^a | 0 | emb. ^o | llana | | 22 | 12 | 764.5 | 21.1 | S. | 3 | S. |
| | Punta Galea | 762.3 | 0.0 | 20.3 | S.E. | 2 | emb. ^o | llana | | 23 | 17 | 763.1 | 21.6 | N.E. | 5 | c. d. ^o |
| | Bilbao | 764.4 | 0.0 | 2.1 | S.E. | 1 | lluvia | | | 26 | 16 | 764.5 | 24 | N.W. | 4 | S. |
| | Cabo Machichaco | | | | | | | | | | | | | | | |
| | San Sebastián | 764.5 | 0.0 | 21.0 | N.W. | 2 | S. | | | 23 | 16 | 764.5 | 22.2 | N.E. | 2 | S. |
| Región del Duero III | Zamora | 762.7 | +1.0 | 22.4 | N.E. | 0 | S. | | | 22 | 16 | 765.9 | 26.2 | N.E. | 0 | S. |
| | Palencia | 763.1 | 0.0 | 22.5 | Gal. ^a | 0 | S. | | | 20 | 14 | 763.4 | 29.9 | N.W. | 3 | S. |
| | Burgos | 762.4 | 0.0 | 22.8 | S.E. | 0 | S. | | | 22 | 13 | 765.7 | 29.0 | S.E. | 0 | S. |
| | Soria | 762.6 | 0.0 | 24.6 | N.W. | 1 | S. | | | 29 | 15 | 762.0 | 28.8 | N.W. | 0 | S. |
| | Valladolid | 764.5 | 0.0 | 19.8 | S.E. | 0 | S. | | | 23 | 16 | 762.0 | 21.4 | S.W. | 2 | S. |
| | Salamanca | 764.8 | -0.2 | 24.0 | N.W. | 1 | S. | | | 23 | 15 | 764.6 | 21.6 | N.W. | 2 | S. |
| Región Central IV | Ávila | 763.5 | | 19.0 | S | 0 | S. | | | 29 | 14 | 759.9 | 22.8 | N.W. | 1 | S. |
| | Segovia | 762.0 | -0.1 | 21.9 | N | 1 | S. | | | 22 | 14 | 760.5 | 30.1 | N | 1 | S. |
| | Madrid | 762.2 | +0.6 | 23.7 | Gal. ^a | 0 | S. | | | 24 | 18.6 | 761.1 | 31.4 | N.W. | 1 | S. |
| | Toledo | 762.9 | +0.3 | 20.6 | N.W. | 0 | S. | | | 24 | 19 | 765.6 | 33.4 | N.W. | 1 | S. |
| | Guadalajara | 762.7 | +0.2 | 24.2 | N | 0 | S. | | | 22 | 17 | 760.0 | 32.4 | S | 0 | S. |
| | Cuenca | 762.6 | +0.1 | 21.0 | S | 1 | S. | | | 23 | 14 | 761.3 | 22.0 | S | 0 | S. |
| Extrem. ^a Mancha V | Cáceres | 762.1 | | 29.8 | S | 2 | S. | | | 26 | 16 | 761.6 | 25.0 | S.W. | 2 | S. |
| | Badajoz | 764.2 | +0.6 | 22.0 | N | 0 | S. | | | 26 | 16 | 762.0 | 24.8 | N | 1 | S. |
| | Ciudad Real | 764.0 | +1.0 | 25.4 | S | 0 | S. | | | 26 | 19 | 762.5 | 32.8 | N.E. | 3 | S. |
| | | | | | | | | | | | | | | | | |
| Alto Ebro VI | Logroño | 763.1 | | 25.0 | S | 0 | S. | | | 23 | 18 | 762.4 | 32.0 | S | 0 | S. |
| | Pamplona | 763.1 | 0.0 | 24.0 | N.W. | 0 | S. | | | 23 | 16 | 762.4 | 26.0 | N | 0 | S. |
| | Huesca | 762.6 | +0.5 | 26.0 | S.E. | 0 | S. | | | 24 | 21.0 | 762.0 | 32.3 | N.W. | 4 | emb. ^o |
| | Zaragoza | 761.7 | 0.0 | 25.4 | S.E. | 1 | S. | | | 24 | 19 | 760.6 | 33.0 | N.W. | 1 | S. |
| | | | | | | | | | | | | | | | | |
| Cataluña VII | Lérida | 762.1 | 0.0 | 27.2 | S | 0 | S. | | | 21 | 18 | 762.0 | 24.0 | S | 3 | c. d. ^o |
| | Gerona | 762.2 | +1.2 | 27 | S.W. | 0 | S. | llana | | 28 | 21 | 764.0 | 26 | S.W. | 3 | S. |
| | Barcelona | 764.9 | | 25.2 | N.W. | 1 | c. d. ^o | Gal. ^a | | 25 | 20 | 765.0 | 25.0 | S.W. | 0 | S. |
| | Tarragona | 764.8 | +0.2 | 24.8 | S | 1 | c. d. ^o | | | 20 | 21 | 762.6 | 28.4 | SSE | 1 | S. |
| | Tortosa | | | | | | | | | | | | | | | |
| Levante VIII | Teruel | 764.2 | | 22.8 | S.E. | 0 | S. | | | 22 | 16 | 765.2 | 20.3 | S.W. | 0 | S. |
| | Castellón | 762.1 | +0.3 | 24.5 | S | 0 | c. d. ^o | llana | | 24 | 21 | 761.3 | 26.1 | S.E. | 1 | S. |
| | Valencia | 764.6 | 0.0 | 25.4 | S.E. | 0 | S. | | | 23 | 19 | 762.9 | 25.0 | SSE | 1 | S. |
| Región del Guadalquivir X del SE IX | Albacete | 763.0 | | 26.5 | S.E. | 1 | S. | | | 26 | 12 | 759.9 | 24.8 | S.W. | 1 | S. |
| | Alicante | 764.2 | +0.4 | 26 | N | 0 | S. | | | 29 | 19 | 762.6 | 24 | S | 1 | S. |
| | Murcia | 764.7 | | 20.6 | N | 0 | emb. ^o | | | 23 | 18 | 762.7 | 22.0 | N.E. | 3 | S. |
| Cuenca del Guadalquivir XI | Sevilla | 762.8 | | 27.0 | N.W. | 1 | S. | | | 40 | 20 | 763.6 | 38.2 | S | 3 | S. |
| | Córdoba | 767.9 | +0.8 | 26.2 | S | 1 | S. | | | 38 | 21 | 761.3 | 37.0 | S | 1 | S. |
| | Jaén | | | | | | | | | | | | | | | |
| | Granada | 763.2 | +1.1 | 30.2 | N.W. | 0 | S. | | | 22 | 17 | 762.4 | 32.2 | N | 2 | S. |
| Costa del Sur XII | Huelva | 762.8 | | 26.1 | N | 0 | S. | Gal. ^a | | 24 | 19 | 762.1 | 31.8 | S.W. | 3 | S. |
| | San Fernando | 762.7 | +0.1 | 24 | S.E. | 1 | S. | Cub. | | 24 | 18 | 763.7 | 26 | N.W. | 2 | S. |
| | Tarifa | 761.7 | | 27.5 | S | 6 | S. | N | | 20 | 28 | 762.9 | 22.5 | S | 6 | Cd |
| | Málaga | 764.4 | +0.6 | 23 | S | 7 | S. | llana | | 25 | 20 | 764.9 | 25 | S | 1 | S. |
| | Almería | 763.5 | | 26.2 | S.W. | 0 | S. | Gal. ^a | | 27 | 23 | 763.1 | 26.5 | S.W. | 1 | S. |
| Canarias XIII | Palma | 765.1 | +0.4 | 25 | S.W. | 1 | S. | llana | | 28 | 21 | 764.6 | 27 | S.W. | 3 | S. |
| | Mahón | 764.8 | +0.3 | 28 | S | 1 | S. | | | 29 | 21 | 764.6 | 28 | S.E. | 1 | S. |
| | | | | | | | | | | | | | | | | |
| Africa | Sta Cruz de Ten. ^a | 765.2 | 0.6 | 24.7 | N.W. | 2 | Cd | llana | | 26 | 17 | 765.7 | 25.2 | N | 6 | Cd |
| | Laguna | 765.5 | +0.3 | 29.6 | N | 2 | Cd | | | 23 | 16 | 765.5 | 20.8 | N | 5 | S. |
| Tetuan | | | | | | | | | | | | | | | | |
| Melilla | 764.8 | | 25.3 | N.E. | 1 | c. d. ^o | llana | Sep. | 27 | 24 | 764.3 | 27.4 | N.E. | 0 | c. d. ^o | |
| Larache | | | | | | | | | | | | | | | | |

— Noticias —