



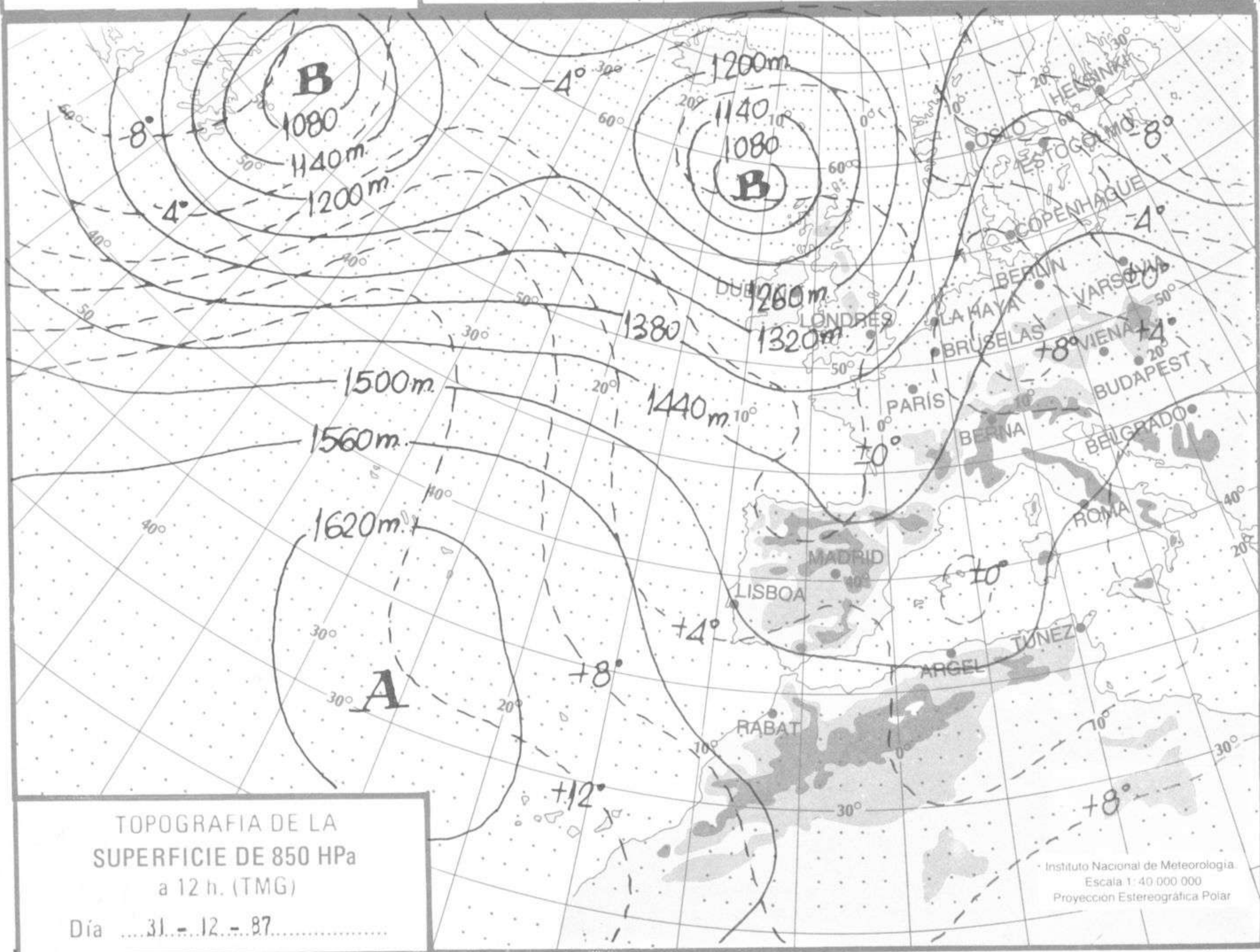
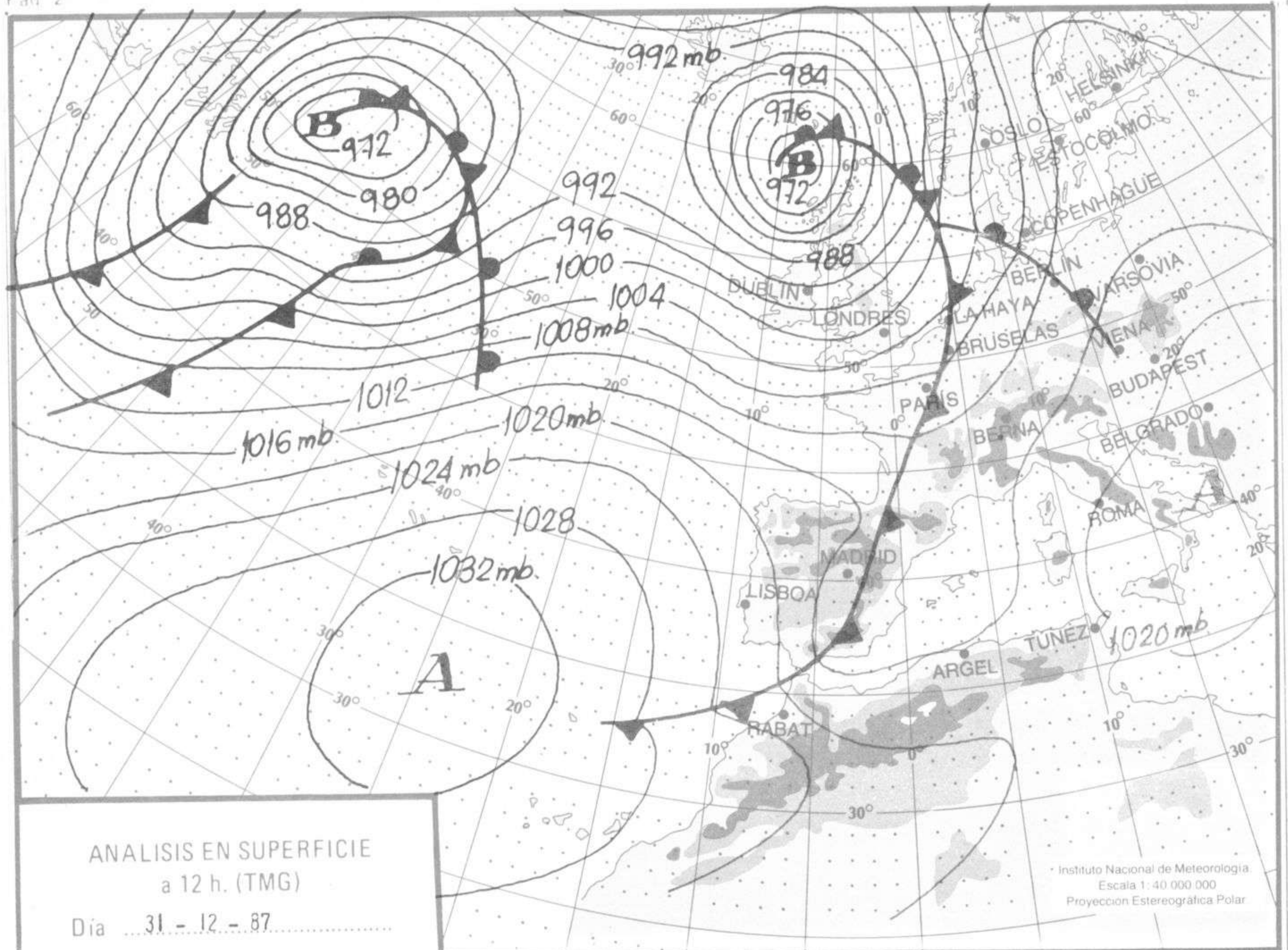
BOLETIN METEOROLOGICO DIARIO

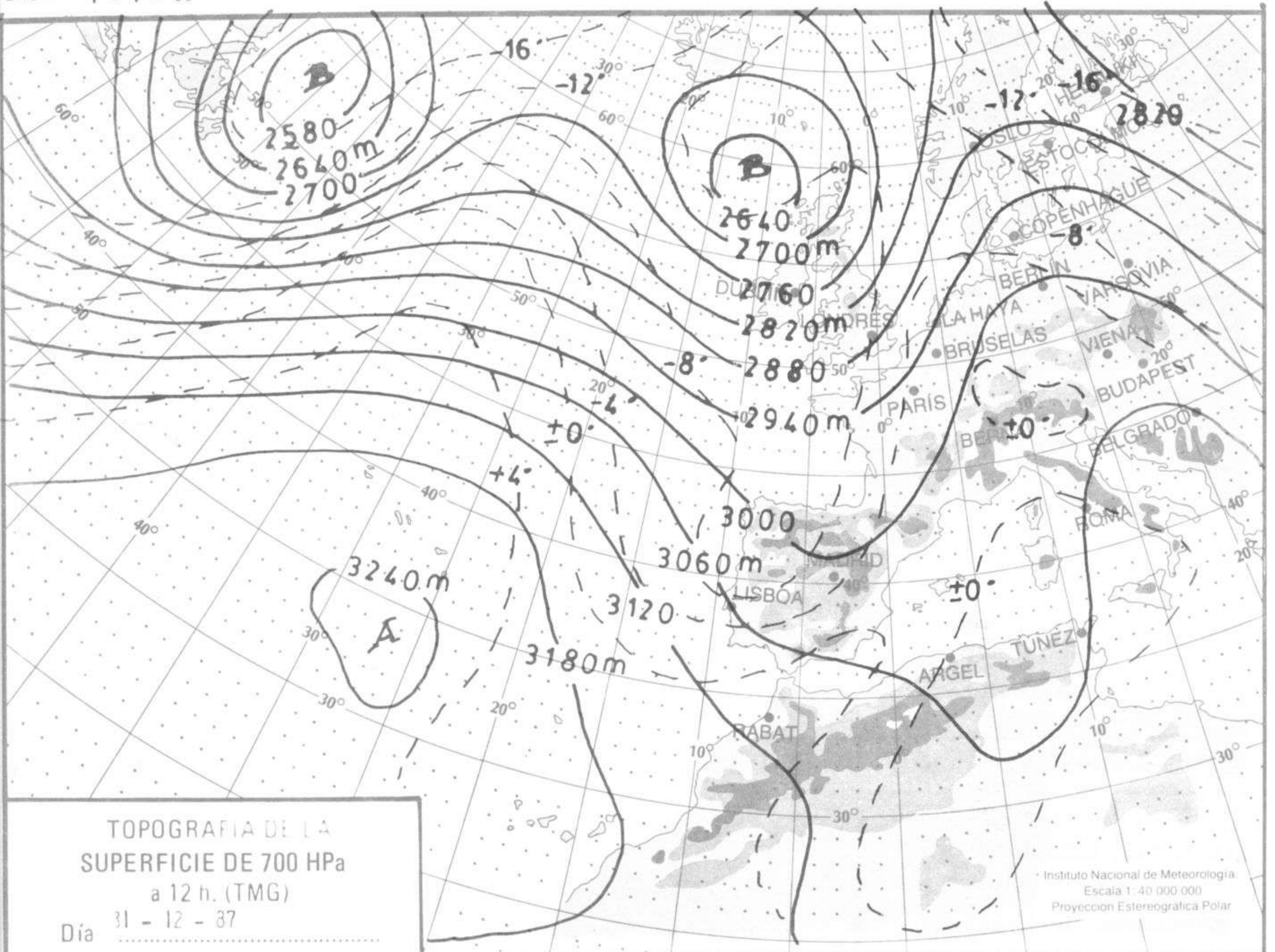
MADRID, VIERNES 1 de ENERO de 1988 Núm. 1

Sec. de Publicaciones del Instituto Nacional de Meteorología, Ciudad Universitaria, Apartado de Correos 285, Madrid (España)
Teléf.: *(341) (91) 244 35 00 - Fonometeo Madrid (información local zona Centro): 094 - Fonometeo España: (91) 232 69 40

| ESTACIONES | TEMPERATURA | | | | PRECIPITACION | HORAS DE SOL | ESTACIONES | TEMPERATURA | | | | PRECIPITACION | HORAS DE SOL |
|----------------|-------------|-----|-----|-------|---------------|--------------|---|-------------|-----|-----|-------|---------------|--------------|
| | MAX | MIN | DIA | NOCHE | | | | MAX | MIN | DIA | NOCHE | | |
| LA CORUNA. | 13 | 11 | 2 | IP | 3.6 | | LERIDA..... | | 1 | | | 0.0 | |
| MONTEVENTO. | 11 | 9 | 5 | IP | 3.0 | | GERONA. (A)... | 13 | 4 | | | 5.5 | |
| EL FERROL... | | | | | | | BARCELONA... | 12 | 8 | | | | |
| LUGO (P.C.) | 9 | | 4 | | | | BARCELONA (A) | 13 | 4 | | | 3.7 | |
| SANTIA DE C. | 11 | 6 | 6 | IP | | | REUS. (A).... | | | | | | |
| PONTEVEDRA. | 12 | 8 | 2 | | 0.2 | | TARRAGONA... | | | | | | |
| VIGO (A)... | 11 | 7 | 8 | | 2.9 | | TORTOSA..... | 6 | 4 | | | | |
| VIGO..... | 15 | | 4 | | | | MUNTSENY.... | | | | | | |
| ORENSE..... | 12 | 5 | 3 | IP | 2.5 | | | | | | | | |
| PONFERRADA. | 7 | 5 | 3 | IP | | | CASTELLON... | | 10 | | 10.9 | 0.0 | |
| | | | | | | | VALENCIA (A) | 13 | 7 | 6 | 5 | 1.2 | |
| AVILES (A)... | | 9 | | IP | 3.1 | | VALENCIA.... | | 7 | | 6 | 1.5 | |
| BIJON..... | 12 | 8 | 0.7 | 0.5 | 3.4 | | ALICANTE (A) | 15 | 8 | 4 | 3 | | |
| OVIEDO... | 9 | | 4 | | | | ALICANTE.... | 15 | 8 | 4 | 6 | 2.7 | |
| SANTANDE (A) | 11 | | 4 | | | | MURCIA. (A)... | 12 | 5 | 3 | | 1.5 | |
| SANTANDER... | 12 | 9 | | | 0.1 | | MURCIA..... | 12 | 4 | 3 | | 2.3 | |
| BILBAO. (A)... | 11 | 6 | 0.3 | 3 | | | CARTAGENA... | | 7 | | | | |
| S. SEBASTIAN | 12 | 8 | 35 | 1 | 0.0 | | SAN JAVIER... | | 6 | | | 1.5 | |
| S. SEBAST (A) | 12 | 8 | 4 | 7 | 0.0 | | | | | | | | |
| | | | | | | | SEVILLA (A) | 15 | 6 | | | 4.8 | |
| LEON (A)... | 7 | 0 | | | 4.3 | | CORDOBA (A) | 12 | 7 | 8 | | 2.2 | |
| ZAMORA..... | 10 | 2 | 4 | | 4.2 | | JAEN..... | | | | | | |
| PALENCIA... | | | | | | | GRANADA (A) | 12 | 5 | 8 | 2 | 0.6 | |
| BURGOS. (A)... | 4 | -3 | 12 | | 0.0 | | HUELVA..... | 15 | 8 | 8 | | 4.8 | |
| BURGOS..... | | | | | | | HEREZ F. (A) | 15 | 5 | 8 | 0.8 | | |
| VALLADIL (A) | | | | | | | CADIZ..... | | | | | | |
| VALLADOLID. | 7 | 0 | 3 | | 0.3 | | TARIFA..... | 15 | 9 | 10 | | 2.2 | |
| SORIA..... | 2 | -3 | 9 | | 0.0 | | MALAGA (A)... | 14 | 10 | | | | |
| SALAMANCA... | | | | | | | ALMERIA (A) | 16 | 9 | 0.4 | IP | 0.5 | |
| SALAMANCA (A) | 7 | -1 | 5 | | 2.7 | | | | | | | | |
| AVILA..... | 5 | | 10 | | | | PALMA M. (A) | 15 | 7 | | | 1.8 | |
| SEGOVIA.... | 7 | -1 | 17 | | 0.0 | | MAHON. (A)... | 15 | 10 | | 2 | 3.3 | |
| | | | | | | | IBIZA. (A)... | 16 | 10 | | 10.1 | 4.3 | |
| | | | | | | | | | | | | | |
| NAVACERRADA | 3 | -4 | 25 | | 0.0 | | S. C. TENERIF | 21 | 17 | | 10.5 | 6.4 | |
| MAD/BARAJAS | 5 | 4 | 4 | | 0.0 | | TF. NORT. (A) | 17 | 11 | | 7 | 8.0 | |
| MAD/C. UNIV. | 4 | 0 | 4 | | 0.0 | | TF. SUR (A)... | 22 | 15 | | | 7.4 | |
| MAD/RETIRO. | 7 | 1 | 5 | | 0.0 | | ITZANA..... | 9 | 0 | | | 10.0 | |
| GUADALAJARA | | | | | | | L. PALMAS (A) | 22 | 17 | | 2 | 8.0 | |
| TOLEDO..... | 6 | 3 | 9 | | 0.0 | | FUERTEVE (A) | 22 | 17 | | | | |
| CUENCA..... | 3 | 2 | 6 | | 0.0 | | LANZAROT (A) | | 15 | | 1 | 9.5 | |
| MULINA ARAG | 3 | 0 | 6 | | | | LA PALMA (A) | 21 | 17 | | 10.7 | 8.0 | |
| C. REAL..... | 7 | 3 | 9 | IP | | | HERRO. (A)... | | | | | | |
| ALBACEFE (A) | 6 | 2 | 4 | | 0.0 | | | | | | | | |
| CACERES.... | 11 | 4 | 6 | | 6.6 | | | | | | | | |
| BADAJOZ. (A) | 16 | 6 | 6 | | | | CEUTA..... | 17 | 11 | 9 | | 2.9 | |
| | | | | | | | MELILLA.... | 18 | 11 | 1 | 8 | 1.5 | |
| VITORIA (A) | 7 | 1 | 22 | 1 | 0.0 | | | | | | | | |
| LOGRONO.... | 3 | 3 | 14 | 0.2 | | | NOTA-LAS MAXIMAS Y PRECIPITACIONES | | | | | | |
| LOGRONO (A) | 3 | 4 | 2 | 0.1 | 0.0 | | DIA SON DE 06 A 18 (TMG) DE | | | | | | |
| PAMPLONA... | 1 | 1 | 16 | 6 | 3.1 | | AYER. LAS MINIMAS Y LAS PRECIPITACIONES | | | | | | |
| HUESCA (A)... | 0 | -1 | | | 0.0 | | DIA SON DE 18 (TMG) DE | | | | | | |
| DAROCA..... | 1 | 0 | 11 | 1 | 0.0 | | AYER A 06 (TMG) DE HOY. | | | | | | |
| ZARAGOZA (A) | 2 | 3 | 2 | | | | LAS HORAS DE SOL SON DE AYER. | | | | | | |
| ZARAGOZA... | | | | | | | | | | | | | |
| CALAMOCHA... | 2 | -1 | 10 | 2 | 0.0 | | I N F O R M A C I O N | | | | | | |
| FRUFL..... | 3 | 0 | 8 | 2 | 0.0 | | G E N E R A L | | | | | | |

AYER NEVO EN AMBAS CASTILLAS, NAVARRA, LA RIOJA, ARAGON, REGISTRANDOSE 25 MM. EN NAVACERRADA Y 16 MM. EN PAMPLONA; LAS PRECIPITACIONES AFECTARON A TODAS LAS REGIONES EXCEPTO CATALUNA Y BALEARES, DESTACANDO 35 L/M2 EN SAN SEBASTIAN. SOPLA VIENTO FUERTE DE LEVANTE EN EL ESTRECHO. ESTA MADRUGADA HA HABIDO PRECIPITACIONES MODERADAS EN EL SUR DE VALENCIA, MELILLA, PAYS VASCO Y NAVARRA, DEBILES EN GALICIA, ASTURIAS, CASTILLA-LA MANCHA, LA RIOJA, ARAGON, ANDALUCIA, BALEARES Y CANARIAS. HAN SOPLADO VIENTOS MODERADOS A FUERTES DEL NW EN ANDALUCIA ORIENTAL. LAS TEMPERATURAS MINIMAS HAN SIDO MAS SUAVES QUE LAS DE AYER.

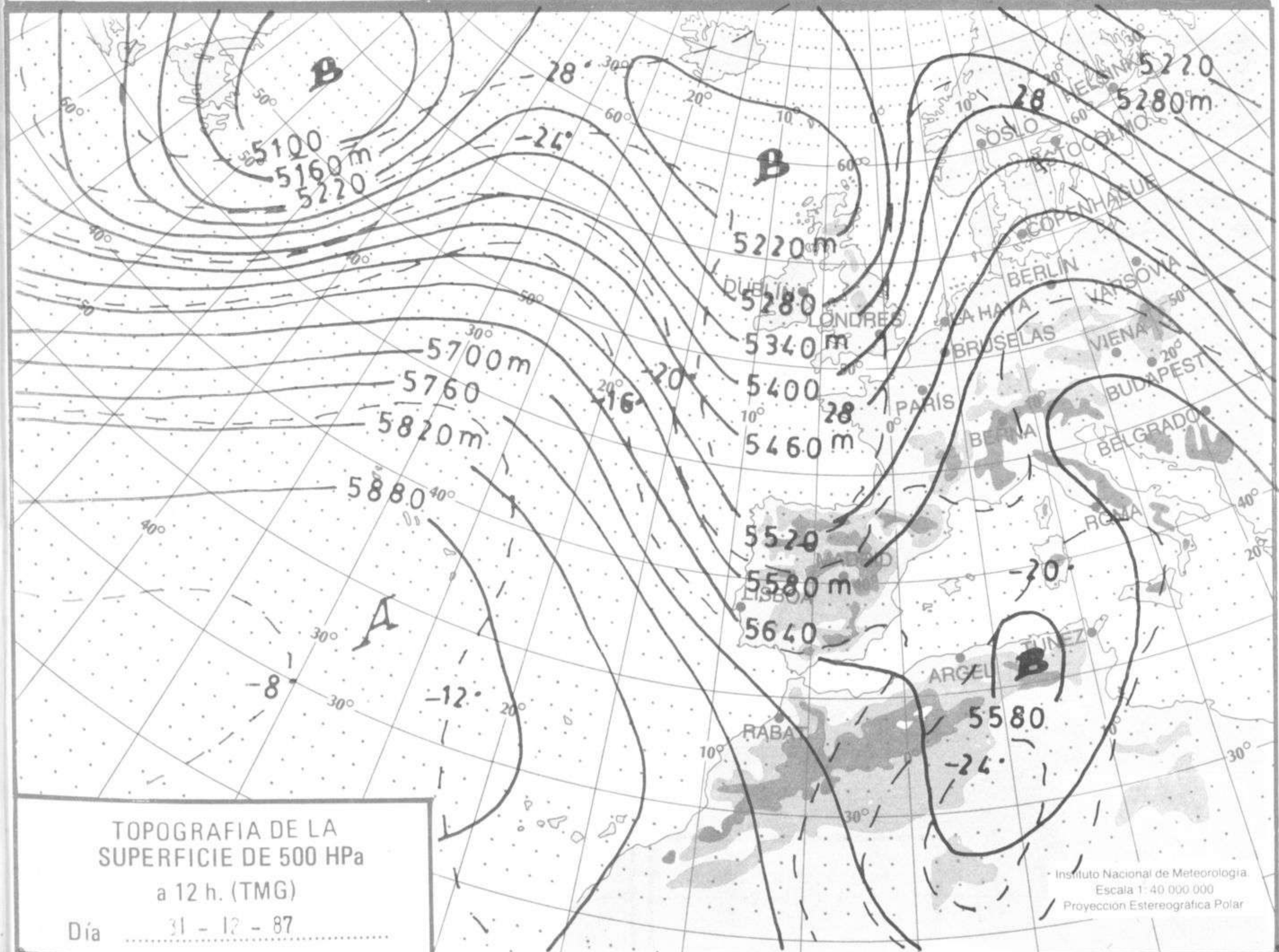




TOPOGRAFIA DE LA SUPERFICIE DE 700 HPa a 12 h. (TMG)

Día 31 - 12 - 87

Instituto Nacional de Meteorología
Escala 1:40 000 000
Proyección Estereográfica Polar



TOPOGRAFIA DE LA SUPERFICIE DE 500 HPa a 12 h. (TMG)

Día 31 - 12 - 87

Instituto Nacional de Meteorología
Escala 1:40 000 000
Proyección Estereográfica Polar

