

DIRECCIÓN GENERAL DEL INSTITUTO GEOGRÁFICO Y ESTADÍSTICO

AÑO XXX

Núm.º 309

SERVICIO METEOROLÓGICO BOLETÍN

1922

5 de Noviembre

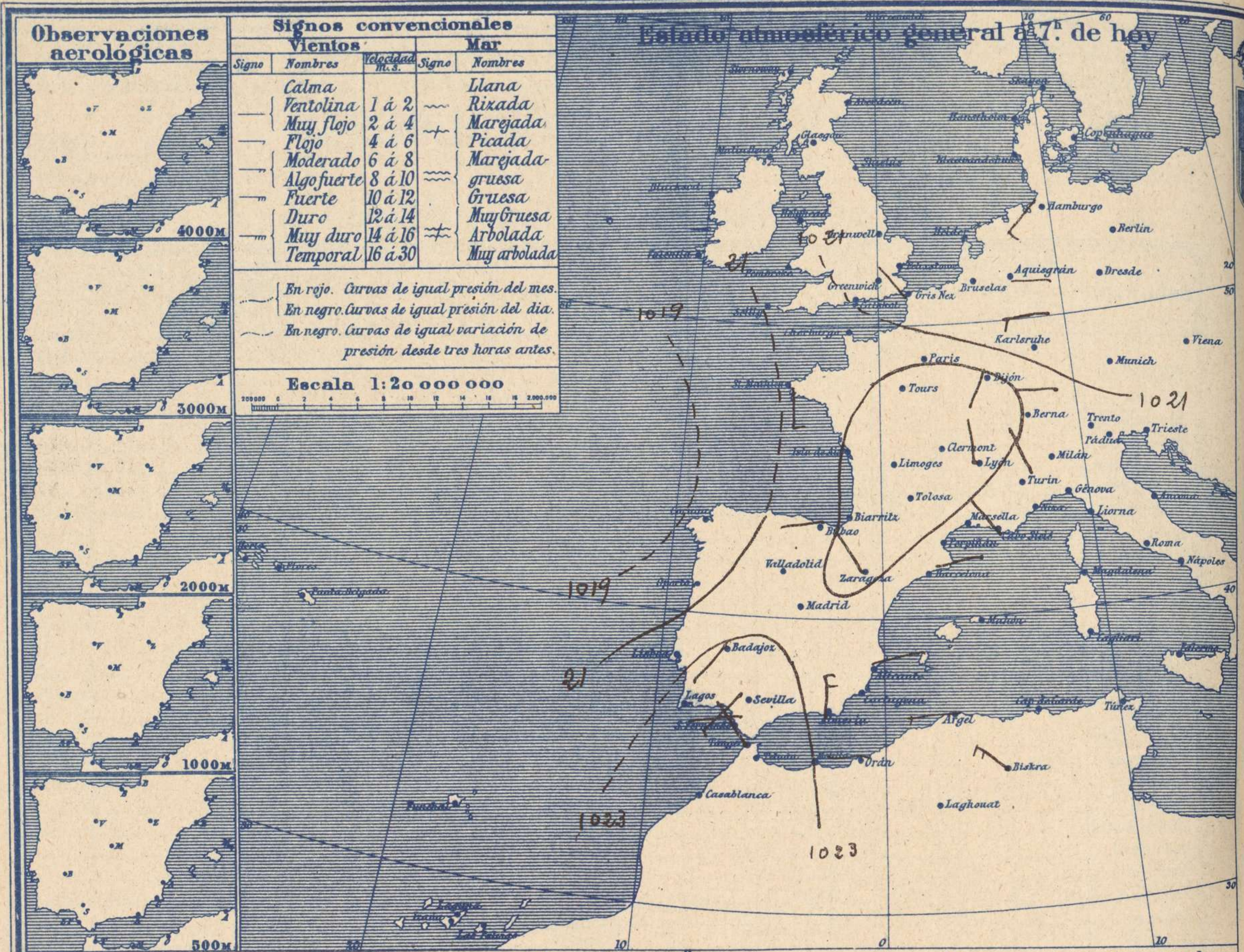
OBSERVACIONES DEL EXTRANJERO

| ESTACIONES | PRESIÓN MILIBARES | | | | VIENTO | TEMPE- RATURA | TIEMPO | | PRESIÓN MILIBARES | VIENTO | ESTACIONES | PRESIÓN MILIBARES | | | | VIENTO | TEMPE- RATURA | TIEMPO | | PRESIÓN MILIBARES | VIENTO | | | | | | |
|-------------------|--------------------------------|-----------|---|---------|--------|------------------|--------|----------|---------------------------|--------|------------|-------------------|-------------|-----------|---|--------|------------------|---------|----|-------------------|--------|----------|--------|-------------|-----------|---|---------|
| | á 0° | | C | D. y F. | | | C° | Presente | | | | Pasado | á 0° | | C | | | D. y F. | C° | | | Presente | Pasado | á 0° | | C | D. y F. |
| | N. M. G. N. | VARIACIÓN | | | | | | | | | | | N. M. G. N. | VARIACIÓN | | | | | | | | | | N. M. G. N. | VARIACIÓN | | |
| | OBSERVACIONES Á 7 ^h | | | | | | | | OBSERV. Á 18 ^h | | | | | | | | | | | | | | | | | | |
| DINAMARCA | | | | | | | | | | | | | | | | | | | | | | | | | | | |
| Skagen | | | | | | | | | | | | | | | | | | | | | | | | | | | |
| Hanstholm | | | | | | | | | | | | | | | | | | | | | | | | | | | |
| Copenhague | | | | | | | | | | | | | | | | | | | | | | | | | | | |
| Blaavandshuk | | | | | | | | | | | | | | | | | | | | | | | | | | | |
| ALEMANIA | | | | | | | | | | | | | | | | | | | | | | | | | | | |
| Hamburgo | 1007,8 | | | SW=3 | | | | 993,6 | 2=3 | | | | | | | | | | | | | | | | | | |
| Berlin | | | | | | | | | | | | | | | | | | | | | | | | | | | |
| Dresde | | | | | | | | | | | | | | | | | | | | | | | | | | | |
| Karlsruhe | | | | | | | | | | | | | | | | | | | | | | | | | | | |
| Munich | | | | | | | | | | | | | | | | | | | | | | | | | | | |
| Aquisgrán | | | | | | | | | | | | | | | | | | | | | | | | | | | |
| HOLANDA | | | | | | | | | | | | | | | | | | | | | | | | | | | |
| Helder | | | | | | | | | | | | | | | | | | | | | | | | | | | |
| BÉLGICA | | | | | | | | | | | | | | | | | | | | | | | | | | | |
| Bruselas | | | | | | | | | | | | | | | | | | | | | | | | | | | |
| ISLAS BRITÁNICAS | | | | | | | | | | | | | | | | | | | | | | | | | | | |
| Stornoway | | | | | | | | | | | | | | | | | | | | | | | | | | | |
| Aberdeen | | | | | | | | | | | | | | | | | | | | | | | | | | | |
| Glasgow | 11,9 | | | Cal=0 | | | | | | | | | | | | | | | | | | | | | | | |
| Shields TYNEMOUTH | | | | | | | | | | | | | | | | | | | | | | | | | | | |
| Malin Head | | | | | | | | | | | | | | | | | | | | | | | | | | | |
| Blacksod | | | | | | | | | | | | | | | | | | | | | | | | | | | |
| Valentia | | | | | | | | | | | | | | | | | | | | | | | | | | | |
| Holyhead | | | | | | | | | | | | | | | | | | | | | | | | | | | |
| Cranwell | | | | | | | | | | | | | | | | | | | | | | | | | | | |
| Pembroke | | | | | | | | | | | | | | | | | | | | | | | | | | | |
| Greenwich | | | | | | | | | | | | | | | | | | | | | | | | | | | |
| Felixstowe | | | | | | | | | | | | | | | | | | | | | | | | | | | |
| Calskol | | | | | | | | | | | | | | | | | | | | | | | | | | | |
| Scilly | | | | | | | | | | | | | | | | | | | | | | | | | | | |
| AUSTRIA | | | | | | | | | | | | | | | | | | | | | | | | | | | |
| Viena | | | | | | | | | | | | | | | | | | | | | | | | | | | |
| SUIZA | | | | | | | | | | | | | | | | | | | | | | | | | | | |
| Berna | | | | | | | | | | | | | | | | | | | | | | | | | | | |
| FRANCIA | | | | | | | | | | | | | | | | | | | | | | | | | | | |
| Gris Nez | 19,0 | | | NW=1 | | | | 1014,3 | WNW=5 | | | | | | | | | | | | | | | | | | |
| Cherburgo | | | | | | | | | | | | | | | | | | | | | | | | | | | |
| París | 21,8 | 1,1 | 1 | Cal=0 | -1 | N | | 14,9 | NW=3 | | | | | | | | | | | | | | | | | | |
| Dijón | 22,9 | | | SSW=0 | | | | 13,5 | Cal=0 | | | | | | | | | | | | | | | | | | |
| Tours | | | | | | | | | | | | | | | | | | | | | | | | | | | |
| Saint Mathieu | 1020,5 | -0,7 | 5 | S=3 | 7 | | | | | | | | | | | | | | | | | | | | | | |
| Isla de Aix | 25,9 | 0,3 | | Cal=0 | 0 | | | | | | | | | | | | | | | | | | | | | | |
| Clermont | 21,1 | | | Cal=0 | | | | | | | | | | | | | | | | | | | | | | | |
| Lyón | 23,9 | | | WNW=1 | | | | | | | | | | | | | | | | | | | | | | | |
| Tolosa | 22,5 | 1,1 | 1 | Cal=0 | | | | | | | | | | | | | | | | | | | | | | | |
| Biarritz | 22,9 | -0,5 | 5 | S=0 | 4 | | | | | | | | | | | | | | | | | | | | | | |
| Marsella | | | | | | | | | | | | | | | | | | | | | | | | | | | |
| Perpiñán | 22,5 | 2,1 | 4 | ENE=0 | 5 | | | | | | | | | | | | | | | | | | | | | | |
| Cabo Sicié | 12,1 | 0,8 | 4 | | | | | | | | | | | | | | | | | | | | | | | | |
| Niza | 11,4 | 3,6 | 1 | Cal=0 | 6 | D | | | | | | | | | | | | | | | | | | | | | |
| ITALIA | | | | | | | | | | | | | | | | | | | | | | | | | | | |
| Trento | | | | | | | | | | | | | | | | | | | | | | | | | | | |
| Pádua | | | | | | | | | | | | | | | | | | | | | | | | | | | |
| Trieste | | | | | | | | | | | | | | | | | | | | | | | | | | | |
| Milán | | | | | | | | | | | | | | | | | | | | | | | | | | | |
| Turín | | | | | | | | | | | | | | | | | | | | | | | | | | | |
| Génova | | | | | | | | | | | | | | | | | | | | | | | | | | | |
| Liorna | | | | | | | | | | | | | | | | | | | | | | | | | | | |
| Ancona | | | | | | | | | | | | | | | | | | | | | | | | | | | |
| Roma | | | | | | | | | | | | | | | | | | | | | | | | | | | |
| Nápoles | | | | | | | | | | | | | | | | | | | | | | | | | | | |
| Magdalena | | | | | | | | | | | | | | | | | | | | | | | | | | | |
| Cagliari | | | | | | | | | | | | | | | | | | | | | | | | | | | |
| Palermo | | | | | | | | | | | | | | | | | | | | | | | | | | | |
| Túnez | | | | | | | | | | | | | | | | | | | | | | | | | | | |
| PORTUGAL | | | | | | | | | | | | | | | | | | | | | | | | | | | |
| Oporto | | | | | | | | | | | | | | | | | | | | | | | | | | | |
| Lisboa | | | | | | | | | | | | | | | | | | | | | | | | | | | |
| Lagos | | | | | | | | | | | | | | | | | | | | | | | | | | | |
| Horta | | | | | | | | | | | | | | | | | | | | | | | | | | | |
| Flores | | | | | | | | | | | | | | | | | | | | | | | | | | | |
| Punta Delgada | | | | | | | | | | | | | | | | | | | | | | | | | | | |
| Funchal | | | | | | | | | | | | | | | | | | | | | | | | | | | |
| ARGELIA | | | | | | | | | | | | | | | | | | | | | | | | | | | |
| Orán | 18,7 | 1,3 | 4 | W=0 | 19 | | | | | | | | | | | | | | | | | | | | | | |
| Argél | 13,8 | | | W=3 | 19 | D | | | | | | | | | | | | | | | | | | | | | |
| Laghouat | | | | | | | | | | | | | | | | | | | | | | | | | | | |
| Biskra | 13,1 | | | NW=4 | 21 | N | | | | | | | | | | | | | | | | | | | | | |
| Cap de Garde | | | | | | | | | | | | | | | | | | | | | | | | | | | |

RADIOGRAMAS TRANSMITIDOS DESDE BARCOS

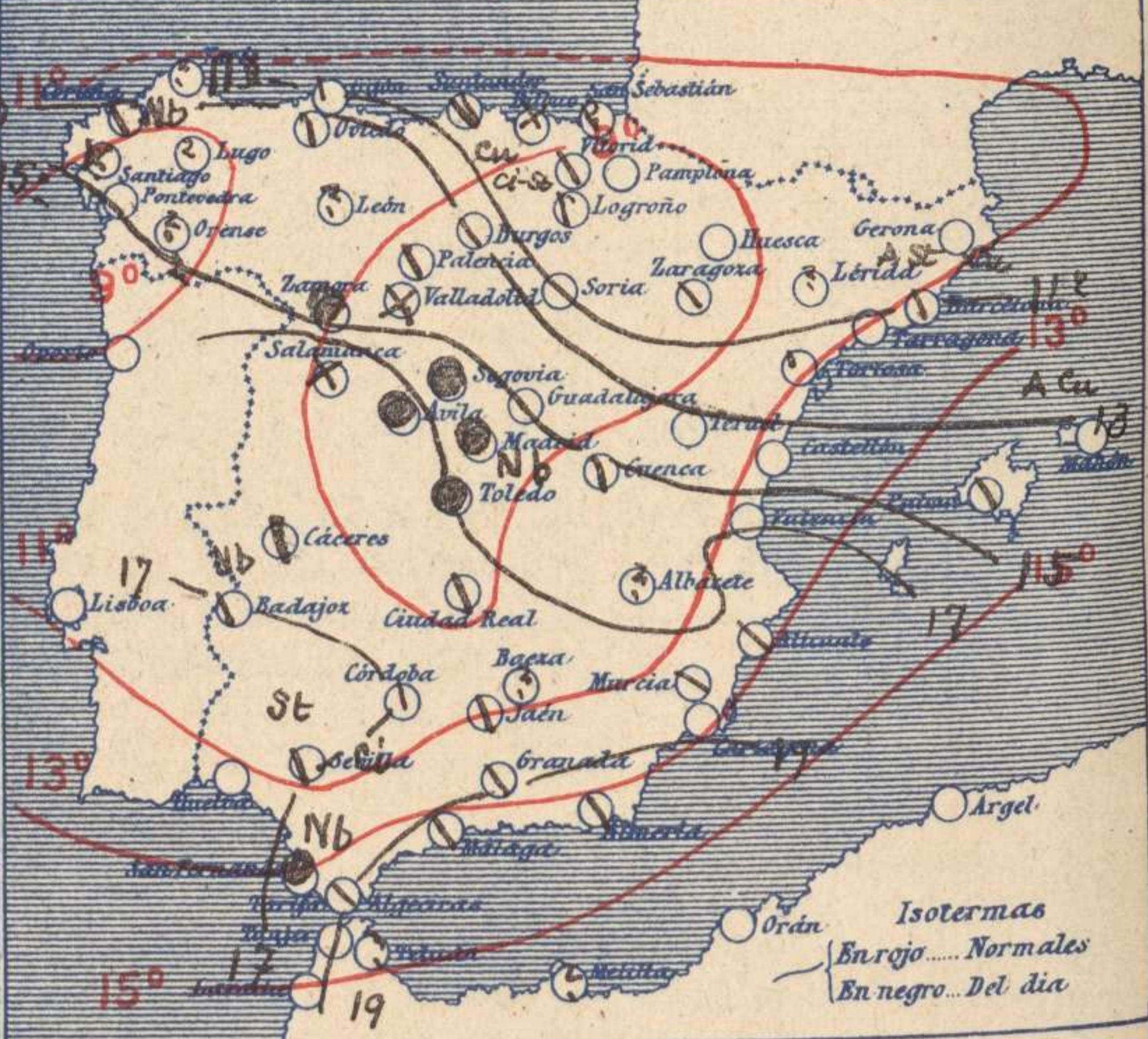
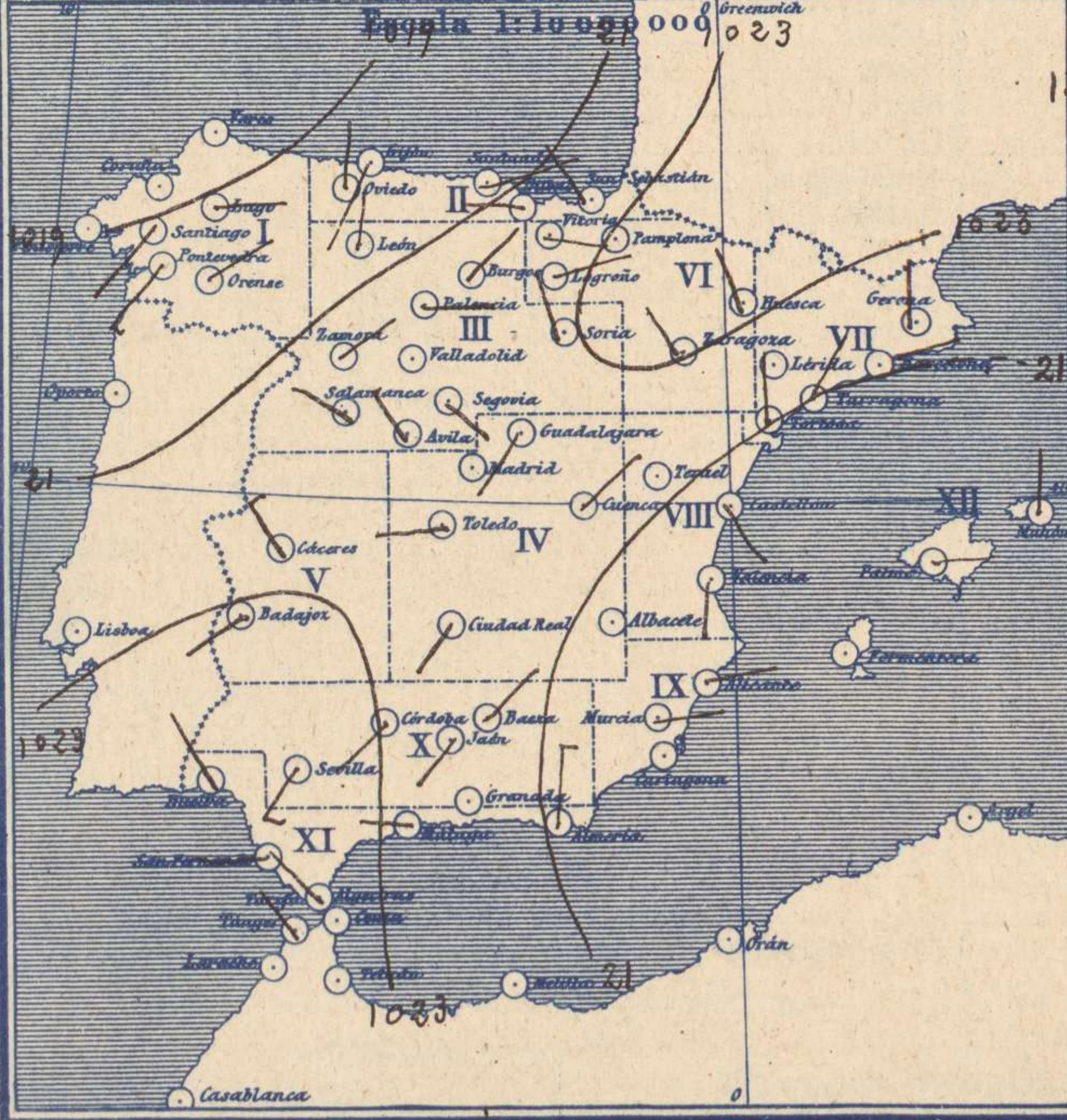
PRECIOS DE SUSCRIPCIÓN
 ESPAÑA Un año 36 pesetas. Un semestre 18 pesetas
 EXTRANJERO Un año 72 pesetas.
 ADMINISTRADOR : Sr. Habilitado del Instituto Geográfico y Estadístico

CORRESPONDENCIA . CORRESPONDANCE . CORRESPONDENCE . KORRESPONDENZ
 Sr. Jefe del servicio Meteorológico
 Parque del Retiro
 Apartado 285
 Madrid. (España)



Estado atmosférico en España á 8^h de hoy

Temperaturas y Estado del cielo á 8^h

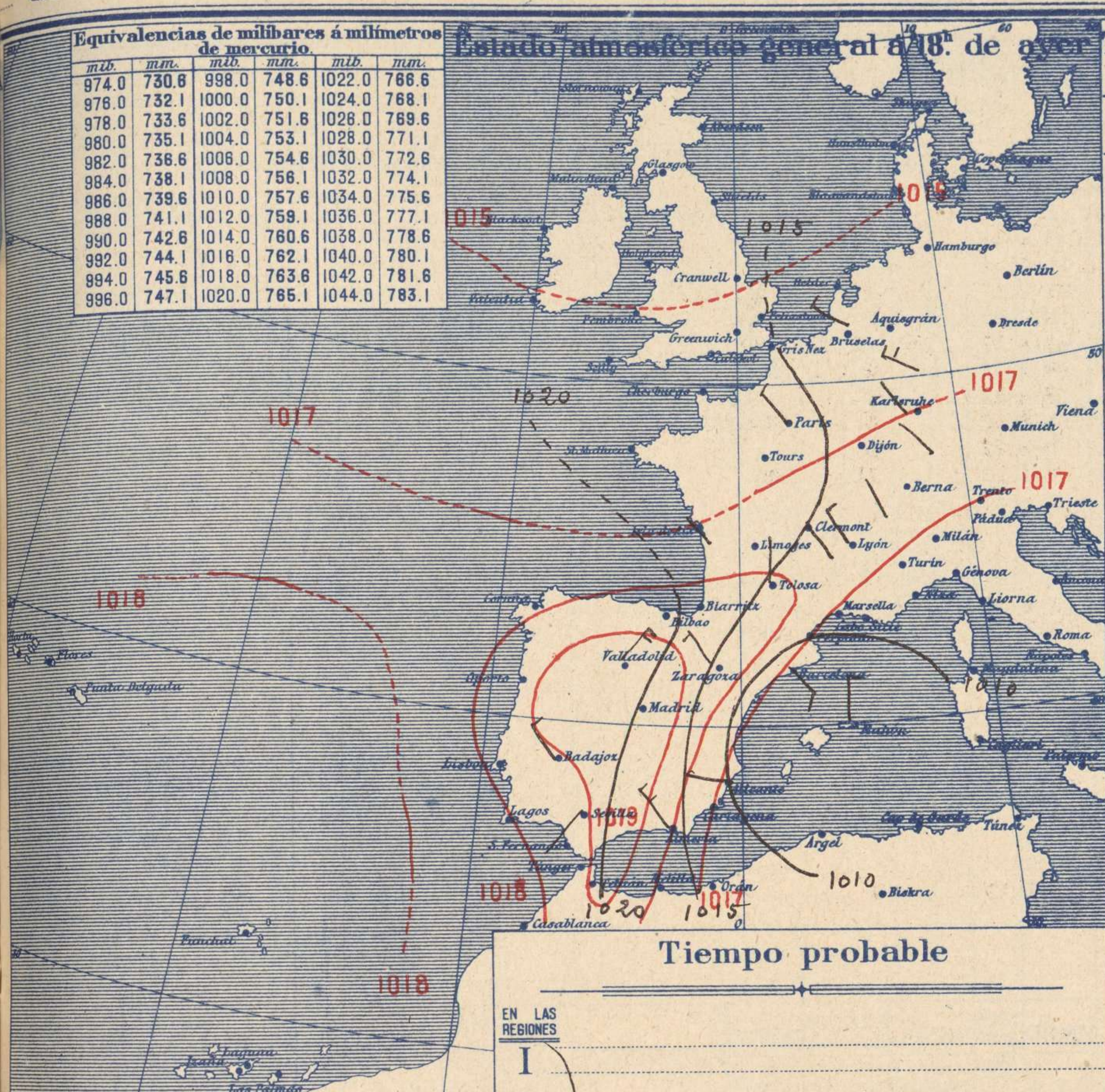


| Signos convencionales Cielo | | | Visibilidad | | | |
|-----------------------------|-----------|-------|--------------|---|------------------|--------|
| ○ | Despejado | ● | Lluvia | 0 | Sólo se ve hasta | 200m |
| ☉ | Con nubes | ⊗ | Nieve | 1 | Id | 500m |
| ☁ | Bruma | R | Tormenta | 3 | Id | 2000m |
| ⊗ | Niebla | Ci. | Cirros | 5 | Id | 10000m |
| | | St. | Estratos | 7 | Id | 30000m |
| | | Cú. | Cúmulos | | | |
| | | Acú. | Alto Cúmulos | | | |
| | | F.cú. | Falso Cirros | | | |

Equivalencias de milibares á milímetros de mercurio.

| mib. | mm. | mib. | mm. | mib. | mm. |
|-------|-------|--------|-------|--------|-------|
| 974.0 | 730.8 | 998.0 | 748.6 | 1022.0 | 766.6 |
| 976.0 | 732.1 | 1000.0 | 750.1 | 1024.0 | 768.1 |
| 978.0 | 733.6 | 1002.0 | 751.6 | 1026.0 | 769.6 |
| 980.0 | 735.1 | 1004.0 | 753.1 | 1028.0 | 771.1 |
| 982.0 | 736.6 | 1006.0 | 754.6 | 1030.0 | 772.6 |
| 984.0 | 738.1 | 1008.0 | 756.1 | 1032.0 | 774.1 |
| 986.0 | 739.6 | 1010.0 | 757.6 | 1034.0 | 775.6 |
| 988.0 | 741.1 | 1012.0 | 759.1 | 1036.0 | 777.1 |
| 990.0 | 742.6 | 1014.0 | 760.6 | 1038.0 | 778.6 |
| 992.0 | 744.1 | 1016.0 | 762.1 | 1040.0 | 780.1 |
| 994.0 | 745.6 | 1018.0 | 763.6 | 1042.0 | 781.6 |
| 996.0 | 747.1 | 1020.0 | 765.1 | 1044.0 | 783.1 |

Estado atmosférico general á las 18^h de ayer



Temperaturas extrema y Lluvia

| Estaciones | Temperaturas | | Lluvia mm |
|--------------------------------|--------------|--------|-----------|
| | Max | Minima | |
| REGION DEL N. W. | | | |
| La Coruña | 19 | 12 | 1 |
| Santiago | 17 | 12 | 1 |
| Pontevedra | 17 | 10 | 24 |
| Lugo | 15 | 10 | 7 |
| Orense | 18 | 10 | 20 |
| REGION CANTÁBRICA | | | |
| Gijón | 20 | 9 | 8 |
| Oviedo | 13 | 9 | 13 |
| Santander | 15 | 10 | 7 |
| Bilbao | 14 | 8 | 8 |
| San Sebastián | 13 | 4 | 5 |
| REGION DEL DUERO | | | |
| León | 13 | 7 | 14 |
| Zamora | 17 | 10 | 3 |
| Palencia | 17 | 8 | 4 |
| Burgos | 14 | 10 | 3 |
| Soria | 14 | 4 | 15 |
| Valladolid | 17 | 10 | 2 |
| Salamanca | 15 | 10 | 13 |
| Avila | 14 | 7 | 22 |
| Segovia | 14 | 9 | 13 |
| REGION CENTRAL | | | |
| Madrid | 15 | 11 | 5 |
| Toledo | 18 | 12 | 3 |
| Guadalajara | 16 | 11 | 2 |
| Cuenca | 15 | 7 | 1 |
| Ciudad Real | 18 | 13 | |
| Albacete | | | |
| EXTREMA MADRUEÑA | | | |
| Cáceres | 17 | 14 | |
| Badajoz | 20 | 16 | |
| ALTO EBRO | | | |
| Vitoria | 13 | 3 | 0,3 |
| Logroño | 17 | 6 | 0,3 |
| Pamplona | 14 | 2 | 0,3 |
| Huesca | 18 | 2 | |
| Zaragoza | | | |
| CATALUÑA | | | |
| Lérida | 23 | 6 | |
| Gerona | 23 | 6 | |
| Barcelona | 24 | 10 | |
| Tarragona | 23 | 9 | |
| Tortosa | 22 | 12 | ip |
| LEVANTE | | | |
| Teruel | 19 | 5 | |
| Castellón | 27 | 14 | ip |
| Valencia | 26 | 16 | ip |
| REGION DE SEVILLA | | | |
| Alicante | 25 | 17 | |
| Murcia | 26 | 17 | |
| GUZENA DEL GUADALQUIVIR | | | |
| Sevilla | 22 | 16 | |
| Córdoba | 21 | 16 | |
| Jaén | 15 | 9 | |
| Baeza | 13 | 12 | 1 |
| Granada | 15 | 13 | 6 |
| Huelva | 12 | 15 | |
| COSTA SUR | | | |
| San Fernando | | | |
| Algeciras | 21 | 18 | |
| Málaga | | | |
| Almería | 25 | 17 | |
| BALEARES | | | |
| Palma | 24 | 16 | ip |
| Mahón | 23 | 19 | |
| Las Palmas | 23 | 15 | |
| SANARIAS | | | |
| Laguna | | | |
| Izaña | | | |
| ÁFRICA | | | |
| Tetuán | | | |
| Melilla | | | |
| Tánger | | | |

Tiempo probable

EN LAS REGIONES

- I
- II
- III
- IV
- V
- VI
- VII
- VIII
- IX
- X
- XI
- XII

No se hace predicción.

Estado General

Han pasado por España, algunos núcleos de perturbación atmosférica de carácter secundario que produjeron lluvias bastante generales y copiosas. Persiste la nubosidad en nuestro territorio.

Observaciones en Madrid de 18^h del día 4 á 13^h del día 5

PARQUE DEL RETIRO (Altitud 667 m.)

| Horas | Barómetro | | Temperatura C.° | Humedad % | Viento Dirección F.° | Viento F.° | Lluvia mm | Estado del Cielo | Notas | Horas de insolación | |
|-------|-----------|-----------|-----------------|-----------|----------------------|------------|-----------|------------------|-------|---------------------|------|
| | mm | milibares | | | | | | | | 0-10 | 15,4 |
| 18 | 704,0 | 938,6 | 14,4 | 99 | WNW | 1 | 4 | Lluvia | | | |
| 1 | 705,2 | 940,3 | 11,1 | 91 | SW | 1 | | Cube | | | |
| 7 | 706,9 | 942,6 | 11,2 | 99 | Cal | 0 | 1 | Id. | | | |
| 13 | 707,8 | 943,8 | 13,7 | 95 | SSW | 0 | | Id. | | | |

OBSERVACIONES DE ESPAÑA

| ESTACIONES | PRESIÓN MILIBARES | | VIENTO | TEMPERATURA | HUMEDAD | TIEMPO | NUBES | MAR | VISIBILIDAD | DIRECCIÓN Y FUERZA DEL VIENTO Á | | | | | | | |
|---|-------------------|-----------|--------|-------------|---------|--------|-----------|-----|-------------|---|---------|----|---|----------|--------|-----|------|
| | á 0° | VARIACIÓN | | | | | | | | C. | D. y F. | C° | % | Presente | Pasado | 500 | 1000 |
| | N.M.G.N. | | | | | | | | | | | | | | | | |
| OBSERVACIONES Á 7 ^h | | | | | | | | | | OBSERVACIONES Á 7 ^h | | | | | | | |
| La Coruña | 19.4 | 0.2 | Cal-e | 13 | | N | Nb | | | | | | | | | | |
| Bilbao | 20.9 | 0.0 | E-2 | 7 | | NB | Cl-Ci-st | | | | | | | | | | |
| Valladolid | 20.9 | 0.5 | Cal-e | 10 | | NB | | | | | | | | | | | |
| Zaragoza | ? | 1.3 | NB-1 | ? | | N | | | | | | | | | | | |
| Barcelona | 19.9 | 2.5 | ENE-e | 11 | | N | A-st-cu | | | | | | | | | | |
| Mahón | 17.0 | 2.0 | N-7 | 13 | | D | A-cu | | 7 | | | | | | | | |
| Madrid | 20.1 | 0.8 | Cal-e | 11 | 99 | LL N | Nb | | | | | | | | | | |
| Badajóz | 22.7 | 0.3 | SW-1 | 16 | | N | Nb | | | | | | | | | | |
| Alicante | 19.7 | 2.9 | E-e | 17 | | N | | | | | | | | | | | |
| Sevilla | 23.1 | 0.5 | SW-2 | 10 | | D | St-cu, Ci | | | | | | | | | | |
| Almería | 17.8 | 1.5 | N-5 | 22 | | N | | | | | | | | | | | |
| S.Fernando | 24.9 | 1.5 | W-1 | 17 | | LL | Nb | | | | | | | | | | |
| Tetuán | | | | | | | | | | | | | | | | | |
| Melilla | | | | | | | | | | | | | | | | | |
| Izaña | | | | | | | | | | | | | | | | | |
| OBSERVACIONES Á 18 ^h de la víspera | | | | | | | | | | OBSERVACIONES Á 12 ^h víspera | | | | | | | |
| La Coruña | 15.6 | | N-e | 14 | | LL | | | | | | | | | | | |
| Bilbao | 19.4 | | Cal-e | | | | | | | | | | | | | | |
| Valladolid | 19.1 | | NE-5 | | | | | | | | | | | | | | |
| Zaragoza | ? | | NW-3 | | | | | | | | | | | | | | |
| Barcelona | 09.7 | | SE-6 | | | | | | | | | | | | | | |
| Mahón | 09.0 | | N-6 | | | | | | | | | | | | | | |
| Madrid | 15.0 | 0.5 | WNW-1 | 14 | 99 | LL N | Nb | | | | | | | | | | |
| Badajoz | 30.7 | | NW-3 | | | | | | | | | | | | | | |
| Alicante | 10.2 | | W-2 | | | | | | | | | | | | | | |
| Sevilla | 22.1 | | SW-2 | | | | | | | | | | | | | | |
| Almería | 16.5 | | NE-6 | | | | | | | | | | | | | | |
| S.Fernando | 23.7 | | W-3 | 19 | | W | | | | | | | | | | | |
| Tetuán | | | | | | | | | | | | | | | | | |
| Melilla | | | | | | | | | | | | | | | | | |
| Izaña | | | | | | | | | | | | | | | | | |

| ESTACIONES | PRESIÓN MILIBARES | | VIENTO | TEMPERATURA | TIEMPO | PRESIÓN MILIBARES | VIENTO | ESTACIONES | PRESIÓN MILIBARES | | VIENTO | TEMPERATURA | TIEMPO | PRESIÓN MILIBARES | VIENTO | | |
|--------------------------------|-------------------|-----------|--------|-------------|--------|---------------------------|---------|--------------------------------|-------------------|---------|--------|-------------|--------|---------------------------|----------|---------|----------|
| | á 0° | VARIACIÓN | | | | | | | C. | D. y F. | | | | | | C° | Presente |
| | N.M.G.N. | | | | | N.M.G.N. | D. y F. | | N.M.G.N. | | | | | | N.M.G.N. | D. y F. | |
| OBSERVACIONES Á 8 ^h | | | | | | OBSERV. Á 18 ^h | | OBSERVACIONES Á 8 ^h | | | | | | OBSERV. Á 18 ^h | | | |
| Vares | | | | | | | | Vitoria | 1007.5 | 0.6 | E-1 | 4 | N | 1017.9 | NE-2 | | |
| Finisterre | | | | | | | | Logroño | 21.8 | 0.0 | ENE-e | 0 | N | 18.7 | NW-0 | | |
| Santiago | 1020.7 | | SW-2 | 13 | NE | 1018.2 | SW-3 | Pamplona | 23.4 | 0.8 | Cal-e | 4 | D | 19.1 | NW-2 | | |
| Pontevedra | 20.6 | 1.3 | SW-1 | 15 | N | 17.9 | SW-1 | Huesca | 23.3 | 1.3 | NE-e | 5 | D | 09.8 | ENE-3 | | |
| Lugo | 19.0 | | E-2 | 14 | N | 19.4 | S-3 | Lérida | | | | | | | | | |
| Orense* | 22.5 | 1.3 | NE-1 | 15 | N | 20.1 | SE-3 | Gerona | 21.0 | 2.7 | NNW-3 | 9 | D | 08.5 | W-2 | | |
| Ojón | 17.7 | 0.0 | SSW-1 | 10 | N | 16.6 | NW-3 | Tarragona | 20.7 | | NNE-e | 11 | D | 07.5 | WNW-0 | | |
| Oviedo | 18.6 | 0.0 | N-e | 12 | N | 14.6 | W-1 | Tortosa | 19.4 | 2.1 | N-3 | 14 | D | 12.3 | NW-1 | | |
| Santander | 19.4 | 0.5 | E-1 | 12 | N | 18.6 | W-1 | Teruel | 21.1 | | Cal-e | 8 | D | 14.7 | N-1 | | |
| San Sebastián | 21.4 | 1.3 | NW-1 | 15 | D | 18.6 | NW-1 | Castellón | 19.0 | 1.3 | SSE-1 | 14 | D | 13.1 | NNW-2 | | |
| León | 01.4 | | N-2 | 10 | N | 18.1 | S-4 | Valencia | 21.5 | | SSW-1 | 17 | D | 11.4 | WSW-2 | | |
| Zamora | 19.0 | 0.0 | NE-1 | 10 | LL | 16.1 | W-2 | Murcia | 18.5 | | E-e | 18 | N | 13.4 | NW-0 | | |
| Palencia | 21.1 | 1.2 | E-0 | 8 | N | 17.4 | SE-0 | Córdoba | 19.8 | 0.7 | SW-2 | 16 | N | 18.2 | W-2 | | |
| Burgos | 19.3 | 1.3 | NE-0 | 8 | N | 15.0 | NNE-3 | Jaén | 18.9 | | SW-1 | 13 | N | 17.9 | SW-1 | | |
| Soria | 22.9 | 2.1 | NNW-2 | 5 | N | 15.5 | W-0 | Baeza | 12.2 | 1.3 | NE-1 | 13 | LL | | | | |
| Salamanca | 20.2 | 0.1 | WNW-1 | 13 | NE | 10.9 | NW-4 | Granada | 23.5 | | Cal-e | 14 | LL | 22.1 | Cal-e | | |
| Avila | 19.7 | | WNW-3 | 12 | LL | 17.1 | WNW-4 | Huelva | 21.3 | | NW-3 | 19 | N | 22.2 | NW-0 | | |
| Segovia | 21.7 | 1.3 | SE-1 | 10 | LL | 16.4 | W-1 | Tarifa | 21.3 | 0.7 | NW-5 | 18 | N | 22.1 | NW-1 | | |
| Toledo | 20.5 | 0.8 | W-1 | 14 | LL | 14.9 | W-5 | Algeciras | 23.3 | 1.3 | NW-2 | 19 | D | | | | |
| Guadalajara | 20.2 | 1.9 | SW-0 | 11 | N | 14.6 | SW-0 | Tánger | 24.5 | 0.4 | NW-1 | 18 | | | | | |
| Cuenca | 19.1 | 1.1 | NE-1 | 10 | N | 13.3 | NW-5 | Málaga | 22.2 | | W-2 | 19 | N | 20.1 | NW-0 | | |
| Ciudad Real | 21.0 | 1.3 | SW-2 | 14 | N | 18.1 | SW-4 | Palma | 19.4 | 2.8 | E-1 | 14 | N | 08.1 | NNW-0 | | |
| Albacete | | | | | | | | Las Palmas | 14.2 | | NW-1 | 19 | N | 24.7 | N-1 | | |
| Cáceres | 22.1 | 0.3 | NW-0 | 15 | N | 19.9 | SW-3 | Laguna | 24.5 | 0.3 | SE-2 | 16 | D | 24.3 | WSW-1 | | |

NOTICIAS

* Expresado en medias horas antes observación.
 ** D. despejado ó semidespejado. N. nuboso ó cubierto. NB. niebla ó bruma. A. aguaceros. LL. lluvias. G. granizo (sin truenos). An. aguaniotes. nv. nieve. T. tormenta.
 *** D. despejado ó semidespejado. N. nuboso. NO. cubierto constantemente. NB. niebla ó bruma. A. aguaceros. LL. lluvias. nv. nieve ó aguaniotes. G. granizo (sin truenos). T. tormenta.