

# DIRECCIÓN GENERAL DEL INSTITUTO GEOGRÁFICO Y ESTADÍSTICO

AÑO XXVI

## BOLETÍN

1918

Núm. 411

DEL

21 de Abril

### OBSERVATORIO CENTRAL METEOROLÓGICO

#### Observaciones del Extranjero

| Observaciones de la mañana á las 7 <sup>h</sup> |                                     |                      |             |           |                   |                  | Id. en las 24 horas |                | Id. de la vispera por la tarde         |                   |   |             |           |                 |                   |
|---|-------------------------------------|----------------------|-------------|-----------|-------------------|------------------|---------------------|----------------|--|-------------------|---|-------------|-----------|-----------------|-------------------|
| Estaciones                                      | Barómetro                           |                      | Temperatura | Viento    |                   | Estado del cielo | Estado del mar      | Lluvia ó nieve | Temp. <sup>s</sup> extr. <sup>as</sup> |                   | Barom. <sup>o</sup> á 0 <sup>o</sup> y al nivel del mar | Temperatura | Viento    |                 | Estado del cielo  |
|   | á 0 <sup>o</sup> y al nivel del mar | Variación en 3 horas |             | Dirección | F <sup>va</sup>   |                  |                     |                | Max. <sup>a</sup>                      | Min. <sup>a</sup> |   |             | Dirección | F <sup>va</sup> |                   |
| Escandinavia                                    | Bodo                                |                      |             |           |                   |                  |                     |                |  |                   |   |             |           |                 |                   |
|   | Cristiansund                        |                      |             |           |                   |                  |                     |                |  |                   |   |             |           |                 |                   |
|   | Skudesnoes                          |                      |             |           |                   |                  |                     |                |  |                   |   |             |           |                 |                   |
| Europa Oriental y Central                       | Riga                                |                      |             |           |                   |                  |                     |                |  |                   |   |             |           |                 |                   |
|   | Moscou                              |                      |             |           |                   |                  |                     |                |  |                   |   |             |           |                 |                   |
|   | Nicolaiev                           |                      |             |           |                   |                  |                     |                |  |                   |   |             |           |                 |                   |
|   | Feldkirch                           |                      |             |           |                   |                  |                     |                |  |                   |   |             |           |                 |                   |
|   | Czernovitz                          |                      |             |           |                   |                  |                     |                |  |                   |   |             |           |                 |                   |
|   | Cracovia                            |                      |             |           |                   |                  |                     |                |  |                   |   |             |           |                 |                   |
|   | Pola                                |                      |             |           |                   |                  |                     |                |  |                   |   |             |           |                 |                   |
|   | Viena                               |                      |             |           |                   |                  |                     |                |  |                   |   |             |           |                 |                   |
|   | Berlin                              |                      |             |           |                   |                  |                     |                |  |                   |   |             |           |                 |                   |
| Berna   |                                     |                      |             |           |                   |                  |                     |                |  |                   |   |             |           |                 |                   |
| Islas Británicas                                | Stornoway                           |                      |             |           |                   |                  |                     |                |  |                   |   |             |           |                 |                   |
|   | Shields                             |                      |             |           |                   |                  |                     |                |  |                   |   |             |           |                 |                   |
|   | Valentia                            |                      |             |           |                   |                  |                     |                |  |                   |   |             |           |                 |                   |
| Francia   | Oris Nex                            |                      |             |           |                   |                  |                     |                |  |                   |   |             |           |                 |                   |
|   | St. Mathieu                         |                      |             |           |                   |                  |                     |                |  |                   |   |             |           |                 |                   |
|   | Isla de Aix                         |                      |             |           |                   |                  |                     |                |  |                   |   |             |           |                 |                   |
|   | Biarritz                            |                      |             |           |                   |                  |                     |                |  |                   |   |             |           |                 |                   |
|   | Paris                               |                      |             |           |                   |                  |                     |                |  |                   |   |             |           |                 |                   |
|   | Clermont                            |                      |             |           |                   |                  |                     |                |  |                   |   |             |           |                 |                   |
|   | Perpiñán                            |                      |             |           |                   |                  |                     |                |  |                   |   |             |           |                 |                   |
| Cabo Sicié                                      |                                     |                      |             |           |                   |                  |                     |                |  |                   |   |             |           |                 |                   |
| Niza  |                                     |                      |             |           |                   |                  |                     |                |  |                   |   |             |           |                 |                   |
| Italia  | Tiorna                              |                      |             |           |                   |                  |                     |                |  |                   |   |             |           |                 |                   |
|   | Roma                                |                      |             |           |                   |                  |                     |                |  |                   |   |             |           |                 |                   |
|   | Cagliari                            |                      |             |           |                   |                  |                     |                |  |                   |   |             |           |                 |                   |
|   | Palermo                             |                      |             |           |                   |                  |                     |                |  |                   |   |             |           |                 |                   |
| Portugal  | Porto                               | 767.2                | +0.8        | 11.6      | N                 | 0                | sub <sup>o</sup>    | blanc          | 15                                     | 6                 | 766.9   | 9.0         | W         | 5               | sub <sup>o</sup>  |
|   | Lisboa                              | 766.3                | +0.8        | 10.0      | WNW               | 4                | c.d. <sup>o</sup>   |                | 15                                     | 9                 | 762.5   | 12.1        | WNW       | 5               | sp <sup>o</sup>   |
|   | Lagos                               | 767.2                | +1.5        | 12.2      | WNW               | 1                | sp <sup>o</sup>     | blanc          | 16                                     | 8                 | 762.4   | 16.0        | N         | 2               | sp <sup>o</sup>   |
|   | Horta                               | 769.0                | +0.2        | 12.2      | N                 | 2                | c.sub <sup>o</sup>  | blanc          | 19                                     | 13                | 769.7   | 14.0        | WNW       | 2               | c.d. <sup>o</sup> |
|   | Flores                              |                      |             |           |                   |                  |                     |                |  |                   |   |             |           |                 |                   |
|   | Punta Delgada                       | 767.8                | +0.0        | 12.7      | Cal. <sup>o</sup> | 0                | sub <sup>o</sup>    | blanc          | 17                                     | 13                | 769.7   | 14.2        | SE        | 2               | c.d. <sup>o</sup> |
|   | Funchal                             | 767.3                | +0.6        | 14        | SE                | 0                | sub <sup>o</sup>    | blanc          | 17                                     | 14                | 765.5   | 16          | N         | 2               | sub <sup>o</sup>  |
| Marruecos y Argelia                             | Tánger                              |                      |             |           |                   |                  |                     |                |  |                   |   |             |           |                 |                   |
|   | Orán                                |                      |             |           |                   |                  |                     |                |  |                   |   |             |           |                 |                   |
|   | Laghounat                           |                      |             |           |                   |                  |                     |                |  |                   |   |             |           |                 |                   |
|   | Argel                               |                      |             |           |                   |                  |                     |                |  |                   |   |             |           |                 |                   |
|   | Cap de Garde                        |                      |             |           |                   |                  |                     |                |  |                   |   |             |           |                 |                   |
|   | Túnex                               |                      |             |           |                   |                  |                     |                |  |                   |   |             |           |                 |                   |
| Biskra  |                                     |                      |             |           |                   |                  |                     |                |  |                   |   |             |           |                 |                   |

#### Radiogramas

#### Precios de suscripción

España. Un año 18 pesetas. Un semestre 9 pesetas  
Extranjero. Un año 30 pesetas

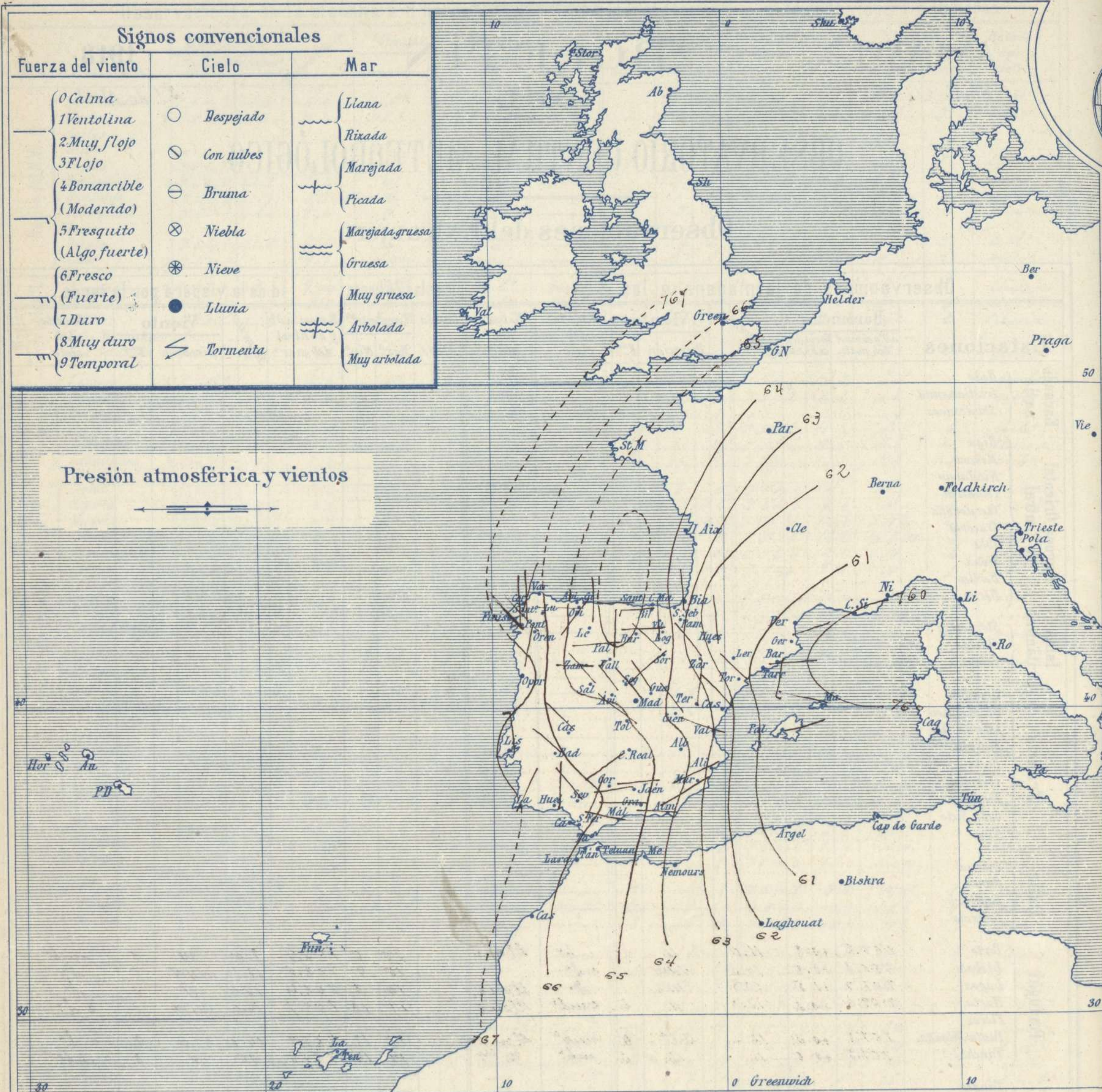
Administrador { Habilitado del material de la Dirección general del  
Instituto Geográfico y Estadístico. Madrid

#### Dirección: Adresse: Address:

Señor  
Jefe del Observatorio Central Meteorológico  
Parque del Retiro

Madrid. (ESPAÑA)

Apartado n.º 285.

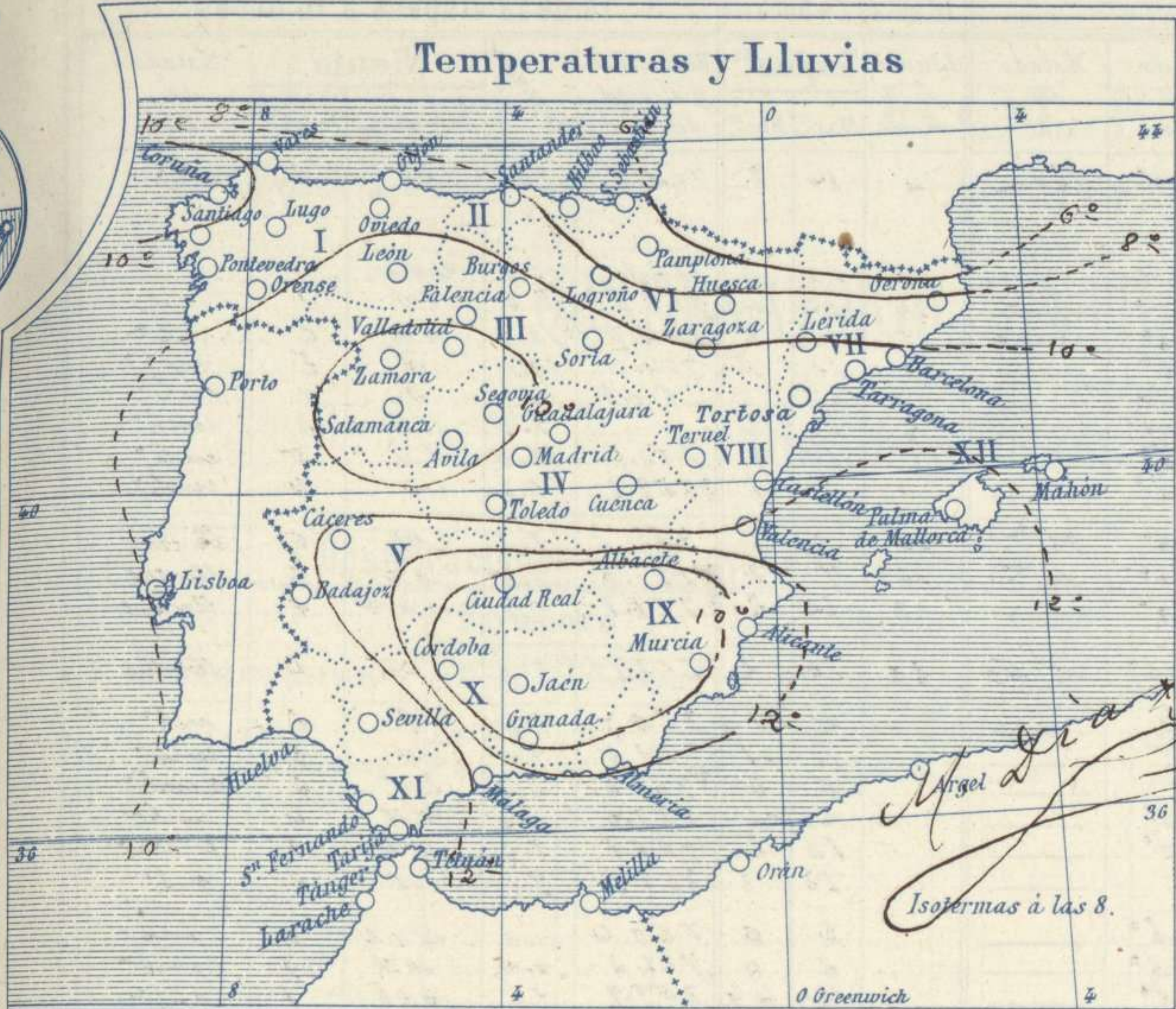


Estado general

En el Mediterráneo Superior se hallan las presiones débiles (760 mm) y en el golfo de Vizcaya aparece un área de perturbación secundaria quedando las altas presiones al Occidente de las Azores. La disposición de la presión hace que sobre toda España soplen vientos del N<sup>o</sup> cuadrante. En Galicia y Cantabria, las lluvias son copiosas y sobre el resto de España mejoró el tiempo hoy apareciendo el cielo bastante limpio de nubes. La temperatura máxima de ayer fue de 19 grados en Sevilla y Huelva y la mínima de hoy ha sido de un grado bajo cero en León, Zamora, Palencia y Soria. *Sevilla*

El Director general: Marqués de Teverga

El Ingeniero Geógrafo Jefe del Observatorio. J. Galbis



Tiempo probable

EN LAS REGIONES

- I
- II
- III
- IV
- V
- VI
- VII
- VIII
- IX
- X
- XI
- XII

No se hace predicción,



Los números colocados al lado de ● designan m/m de lluvia recogida.

Telegrama para las Comandancias de Marina depositado a las ..... h ..... m

No se envia telegrama

Observaciones de Madrid entre 12<sup>h</sup> del día 20 y 12<sup>h</sup> del día 21

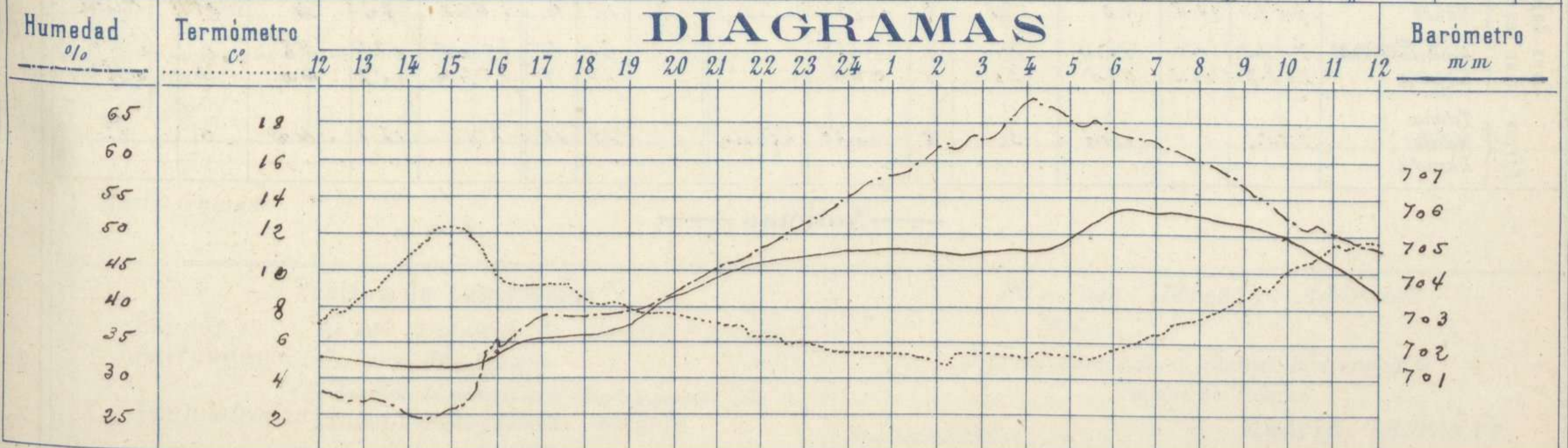
PARQUE DEL RETIRO (Altitud 667 m<sup>s</sup>)

Observaciones aerológicas

Hora.....

| Hora | Barómetro<br>m m | Termómetro<br>C° | Humedad<br>o/o | Viento    |                       | Lluvia<br>Nieve | Estado<br>del<br>Cielo | Notas                                | Alturas | Dirección<br>del viento | Fuerza<br>O a 9 | Alturas | Dirección<br>del viento | Fuerza<br>O a 9 |  |
|------|------------------|------------------|----------------|-----------|-----------------------|-----------------|------------------------|--------------------------------------|---------|-------------------------|-----------------|---------|-------------------------|-----------------|--|
|      |                  |                  |                | Dirección | F <sup>xa</sup> O a 9 |                 |                        |                                      |         |                         |                 |         |                         |                 |  |
| 12   | 7.01.5           | 7.2              | 22             | S.E.      | 3                     |                 | C.D. <sup>2o</sup>     |                                      |         |                         |                 |         |                         |                 |  |
| 16   | 7.01.8           | 9.5              | 25             | N.N.E.    | 1                     |                 | Id                     | Temp. máx. a la sombra 12.4          |         |                         |                 |         |                         |                 |  |
| 20   | 7.03.4           | 7.8              | 42             | W.        | 2                     |                 | D. <sup>2o</sup>       | Id mínima id 4.4                     |         |                         |                 |         |                         |                 |  |
| 24   | 7.04.6           | 5.7              | 57             | W.        | 1                     |                 | Id                     | Horas de sol despejado en el         |         |                         |                 |         |                         |                 |  |
| 4    | 7.04.6           | 5.7              | 69             | W.N.W.    | 2                     |                 | Id                     | dia de ayer                          |         |                         |                 |         |                         |                 |  |
| 8    | 7.05.4           | 7.6              | 60             | N.W.      | 1                     |                 | C.D. <sup>2o</sup>     |                                      |         |                         |                 |         |                         |                 |  |
| 12   | 7.05.4           | 4.5              | 45             | W.        | 1                     |                 | Nub. <sup>2o</sup>     | 11 <sup>h</sup> - 50 mt <sup>8</sup> |         |                         |                 |         |                         |                 |  |

DIAGRAMAS



# Observaciones de España

| Observaciones de la mañana á 8 horas |                                     |                      |             |           |                 |                  | Id. en las 24 horas             |                  |                           | Id. de la vispera á 16 horas |   |             |           |        |                  |           |         |
|--------------------------------------|-------------------------------------|----------------------|-------------|-----------|-----------------|------------------|---------------------------------|------------------|---------------------------|------------------------------|---|-------------|-----------|--------|------------------|-----------|---------|
| Estaciones                           | Barómetro                           |                      | Temperatura | Viento    |                 | Estado del cielo | Estado del mar                  | Lluvia ó nieve   | Temp. extr. <sup>as</sup> |                              | Barom. <sup>o</sup> á 0 <sup>o</sup> y al nivel del mar | Temperatura | Viento    |        | Estado del cielo |           |         |
|                                      | á 0 <sup>o</sup> y al nivel del mar | Variación en 3 horas |             | Dirección | F <sup>za</sup> |                  |                                 |                  | Max. <sup>a</sup>         | Min. <sup>a</sup>            |   |             | Dirección | Fuerza |                  |           |         |
| Región del N.W. I.                   | Ia Coruña                           | 765.9                | +0.5        | 11        | NNE             | 1                | c. nub.                         | Clara            | 4                         | 14                           | 8   | 764.5       | 10        | N      | 2                | c. nub.   |         |
|                                      | Vares                               |                      |             |           |                 |                  |                                 |                  |                           |                              |   |             |           |        |                  |           |         |
|                                      | Avilés                              |                      |             |           |                 |                  |                                 |                  |                           |                              |   |             |           |        |                  |           |         |
|                                      | Gijón                               | 764.3                | 0.0         | 9.3       | SW              | 3                | Nub.                            |                  | 4                         | 10                           | 6   | 763.1       | 10.5      | WNW    | 5                | c. nub.   |         |
|                                      | Oviedo                              | 762.4                |             | 7.0       | N               | 1                | Nub.                            |                  | 14                        | 10                           | 4   | 763.3       | 9.0       | SW     | 1                | Nub.      |         |
|                                      | Finisterre                          | 766.0                |             | 11.6      | NW              | 1                | c. nub.                         | Clara            | 15                        | 14                           | 9   | 764.7       | 15.0      | NW     | 2                | c. nub.   |         |
|                                      | Santiago                            | 766.8                | +0.2        | 7.4       | N               | 2                | c. nub.                         |                  | 4                         | 12                           | 5   | 764.6       | 10.0      | N      | 2                | c. nub.   |         |
|                                      | Pontevedra                          | 766.9                | +1.5        | 8.8       | N               | 0                | Nub.                            |                  |                           | 15                           | 6   | 764.2       | 12.4      | N      | 1                | c. nub.   |         |
|                                      | Lugo                                |                      |             | 6.2       | N               | 1                | Nub.                            |                  | 2                         | 10                           | 3   |             | 7.5       | NW     | 3                | c. nub.   |         |
| Orense                               | 764.3                               |                      | 7.5         | NW        | 3               | c. nub.          |                                 |                  | 13                        | 8                            | 762.1   | 16.6        | SW        | 5      | c. nub.          |           |         |
| León                                 | 762.0                               |                      | 6.5         | N         | 2               | c. nub.          |                                 |                  | 7                         | -1                           | 759.8   | 6.7         | N         | 4      | c. nub.          |           |         |
| Región Cantábrica II                 | Santander                           | 762.8                | +0.5        | 8.6       | N               | 1                | c. nub.                         | M <sup>da</sup>  | 10                        | 10                           | 7   | 763.6       | 9.2       | N      | 6                | Nub.      |         |
|                                      | Punta Galea                         | 764.2                | +0.2        | 7.5       | N               | 4                | c. nub.                         | M <sup>da</sup>  | 16                        | 9                            | 3   | 767.6       | 7.1       | NW     | 6                | Nub.      |         |
|                                      | Bilbao                              | 762.0                | +0.6        | 8.0       | SSW             | 1                | c. nub.                         |                  | 18                        | 10                           | 2   | 769.2       | 6.9       | WNW    | 2                | Nub.      |         |
|                                      | Cabo Machichaco                     |                      |             |           |                 |                  |                                 |                  |                           |                              |   |             |           |        |                  |           |         |
| San Sebastián                        | 762.0                               | +0.2                 | 7.2         | N         | 1               | c. nub.          | M <sup>da</sup> g <sup>ra</sup> | 20               | 10                        | 2                            | 762.1   | 7.6         | N         | 4      | Nub.             |           |         |
| Región del Duero III                 | Zamora                              | 764.9                | +1.0        | 6.2       | N               | 2                | N                               |                  |                           | 10                           | -1  | 760.7       | 9.8       | S      | 2                | c. nub.   |         |
|                                      | Palencia                            | 764.4                |             | 7.0       | N               | 1                | N                               |                  |                           | 11                           | -1  | 762.6       | 9.2       | N      | 2                | c. nub.   |         |
|                                      | Burgos                              |                      |             |           |                 |                  |                                 |                  |                           | 6                            | 0   | 763.0       | 8.3       | SW     | 0                | c. nub.   |         |
|                                      | Soria                               | 763.3                | +1.1        | 5.2       | NW              | 3                | c. nub.                         |                  |                           | 5                            | -1  | 759.0       | 4.4       | NW     | 4                | c. nub.   |         |
|                                      | Valladolid                          | 765.1                | +1.2        | 3.8       | N               | 1                | c. nub.                         |                  |                           | 10                           | 2   | 760.1       | 9.6       | NW     | 3                | c. nub.   |         |
|                                      | Salamanca                           | 762.7                | +0.6        | 4.1       | NW              |                  |                                 |                  |                           | 10                           | 8   | 762.5       | 9.0       | N      | 2                | c. nub.   |         |
| Región Central IV                    | Ávila                               | 764.6                |             | 9.0       | NW              | 4                | c. nub.                         |                  |                           | 4                            | 0   | 760.4       | 7.0       | WNW    | 4                | c. nub.   |         |
|                                      | Segovia                             | 765.4                | +2.2        | 7.0       | NE              | 0                | c. nub.                         |                  |                           | 6                            | 0   | 761.2       | 7.0       | NW     | 0                | c. nub.   |         |
|                                      | Madrid                              | 764.2                | +1.6        | 7.5       | NW              | 1                | c. nub.                         |                  |                           | 12                           | 4   | 759.9       | 7.5       | WNW    | 1                | c. nub.   |         |
|                                      | Toledo                              | 764.0                | +1.1        | 7.0       | NW              | 0                | N                               |                  | 7.5                       | 11                           | 3   | 760.0       | 9.5       | N      | 1                | c. nub.   |         |
|                                      | Guadalajara                         | 763.5                | +1.2        | 7.0       | NW              | 1                | c. nub.                         |                  | 7.5                       | 9                            | 3   | 759.2       | 8.2       | N      | 3                | c. nub.   |         |
|                                      | Cuenca                              | 763.0                | +0.4        | 4.0       | NW              | 2                | N                               |                  | 7                         | 0                            | 763.0   | 5.4         | N         | 2      | N                |           |         |
| Extrem <sup>a</sup> Mancha V         | Cáceres                             | 765.0                |             | 10.0      | NW              | 2                | N                               |                  |                           | 14                           | 4   | 761.0       | 18.8      | NE     | 0                | c. nub.   |         |
|                                      | Badajoz                             | 765.1                | +0.2        | 8.5       | NW              | 1                | N                               |                  |                           | 15                           | 5   | 761.5       | 10.2      | N      | 1                | c. nub.   |         |
|                                      | Ciudad Real                         | 762.1                | +2.2        | 5.1       | SW              | 1                | N                               |                  | 1                         | 14                           | 1   | 760.1       | 9.6       | N      | 4                | N         |         |
| Alto Ebro VI                         | Logroño                             | 762.9                |             | 5.8       | N               | 1                | c. nub.                         |                  |                           | 8                            | 2   | 759.8       | 5.4       | N      | 2                | c. nub.   |         |
|                                      | Pamplona                            | 761.6                |             | 4.4       | NW              | 0                | c. nub.                         |                  | 10                        | 5                            | 1   | 759.1       | 2.3       | WNW    | 3                | c. nub.   |         |
|                                      | Huesca                              | 764.4                | +1.0        | 5.6       | NW              | 0                | N                               |                  | 1                         | 12                           | 1   | 756.8       | 9.8       | WNW    | 6                | c. nub.   |         |
|                                      | Zaragoza                            | 762.5                | +1.0        | 8.1       | NW              | 2                | c. nub.                         |                  | 9                         | 13                           | 5   | 752.2       | 9.6       | NW     | 5                | c. nub.   |         |
| Cataluña VII                         | Lérida                              | 762.7                | +0.2        |           | NE              | 0                | N                               |                  |                           | 5                            | 9   | 2           | 758.5     | 7.0    | SW               | 2         | c. nub. |
|                                      | Gerona                              |                      |             |           |                 |                  |                                 |                  |                           |                              |   |             |           |        |                  |           |         |
|                                      | Barcelona                           | 760.5                | +0.5        | 10        | S               | 4                | c. nub.                         | M <sup>da</sup>  | 5                         | 10                           | 4   | 758.2       | 6         | SE     | 2                | c. nub.   |         |
|                                      | Tarragona                           | 764.8                |             | 11.6      | NNE             | 2                | c. nub.                         | Clara            |                           | 12                           | 6   | 757.6       | 8.2       | SSW    | 2                | c. nub.   |         |
| Tortosa                              | 761.4                               | +1.2                 | 11.4        | NW        | 3               | N                |                                 | 7.5              | 15                        | 3                            | 756.5   | 13.3        | NW        | 3      | c. nub.          |           |         |
| Levante VIII                         | Teruel                              | 761.1                |             | 4.4       | N               | 0                | c. nub.                         |                  |                           | 7                            | 1   | 757.4       | 5.5       | N      | 1                | c. nub.   |         |
|                                      | Castellón                           | 762.5                | +0.5        | 9.0       | NW              | 0                | N                               | Al <sup>da</sup> | 7.5                       | 14                           | 7   | 762.6       | 10.9      | NW     | 1                | c. nub.   |         |
|                                      | Valencia                            | 762.2                |             | 12.2      | WNW             | 1                | N                               |                  | 4                         | 12                           |   | 758.2       | 12.0      | SSW    | 1                | c. nub.   |         |
| Región del SE IX                     | Albacete                            | 764.6                | +1.2        | 4.6       | NW              | 1                | N                               |                  | 3                         | 8                            | 6   | 759.5       | 7.5       | NW     | 2                | c. nub.   |         |
|                                      | Alicante                            | 762.4                | +1.0        | 11        | SW              | 1                | N                               | Al <sup>da</sup> | 7                         | 13                           | 6   | 758.4       | 13        | N      | 0                | c. nub.   |         |
|                                      | Murcia                              | 762.2                |             | 9.2       | SW              | 1                | N                               |                  | 1                         | 12                           | 3   | 758.2       | 11.7      | NW     | 2                | c. nub.   |         |
| Cuenca del Guadalquivir X            | Sevilla                             | 765.5                |             | 10.4      | NW              | 1                | N                               |                  | 1                         | 19                           | 6   | 759.5       | 11.6      | SE     | 4                | Nub.      |         |
|                                      | Córdoba                             | 765.2                | +1.5        | 6.8       | S               | 1                | N                               |                  | 11                        | 14                           | 3   | 759.5       | 11.9      | SE     | 3                | c. nub.   |         |
|                                      | Jaén                                | 765.6                |             | 7.8       | N               | 0                | N                               |                  | 7.5                       | 11                           | 3   | 760.6       | 9.5       | NE     | 0                | c. nub.   |         |
|                                      | Granada                             | 764.7                |             | 6.0       | SW              | 0                | c. nub.                         |                  | 7                         | 12                           | 3   | 759.0       | 10.5      | SW     | 0                | c. nub.   |         |
|                                      |                                     |                      |             |           |                 |                  |                                 |                  |                           |                              |   |             |           |        |                  |           |         |
| Costa del Sur XI                     | Huelva                              | 762.7                |             | 11.0      | N               | 2                | N                               | M <sup>da</sup>  |                           | 19                           | 5   | 757.8       | 12.2      | N      | 6                | 2 c. nub. |         |
|                                      | San Fernando                        | 762.5                | +0.2        | 9         | NNE             | 1                | N                               | Clara            |                           | 15                           | 7   | 761.1       | 14        | N      | 3                | c. nub.   |         |
|                                      | Tarifa                              | 764.4                | +1.4        | 14.5      | N               | 1                | N                               | Clara            |                           | 15                           | 10  | 10.9        | 14.8      | NW     | 5                | c. nub.   |         |
|                                      | Málaga                              | 764.9                | +1.2        | 12        | N               | 3                | N                               | M <sup>da</sup>  |                           | 8                            | 14  | 9           | 758.5     | 15     | S                | 2         | c. nub. |
|                                      | Almería                             | 762.2                |             | 12        | N               | 2                | c. nub.                         | M <sup>da</sup>  |                           | 5                            | 16  | 12          | 755.0     | 14.4   | SW               | 5         | Nub.    |
| Canas Baleares XII                   | Palma                               | 760.0                |             | 10        | SW              | 2                | c. nub.                         | Clara            |                           | 8                            | 6   | 757.2       | 18        | N      | 5                | c. nub.   |         |
|                                      | Mañón                               | 759.0                | +0.8        | 10        | N               | 2                | c. nub.                         |                  |                           | 7                            | 12  | 4           | 756.8     | 8.2    | N                | 2         | Nub.    |
|                                      |                                     |                      |             |           |                 |                  |                                 |                  |                           |                              |   |             |           |        |                  |           |         |
| Canas de las Palmas XIII             | S. Pedro de la Torre                | 767.5                | 0.0         | 15.4      | NW              | 1                | c. nub.                         |                  |                           | 20                           | 10  | 764.5       | 17.5      | NE     | 1                | c. nub.   |         |
|                                      | Laguna                              | 762.7                | +2.2        | 14.8      | SE              | 1                | c. nub.                         |                  |                           | 17                           | 9   | 764.4       | 15.7      | NW     | 1                | c. nub.   |         |
| Africa                               | Tetuán                              |                      |             |           |                 |                  |                                 |                  |                           |                              |   |             |           |        |                  |           |         |
|                                      | Melilla                             | 760.7                |             | 14.9      | S               | 0                | c. nub.                         | Clara            |                           | 12                           | 10  | 761.6       | 17.2      | NW     | 0                | N         |         |
| Larache                              |                                     |                      |             |           |                 |                  |                                 |                  |                           |                              |   |             |           |        |                  |           |         |

— Noticias —