

DIRECCIÓN GENERAL DEL INSTITUTO GEOGRÁFICO Y ESTADÍSTICO

AÑO XXII

BOLETÍN

1914

Núm. 333

DEL

29 de Noviembre

OBSERVATORIO CENTRAL METEOROLÓGICO

Observaciones del Extranjero

| Estaciones | Observaciones de la mañana á las 7 ^h | | | | | | | Id. en las 24 horas | | | Id. de la vispera por la tarde | | | | | |
|---------------------------|-------------------------------------------------|----------------------|-------------|-----------|-----------------|------------------|----------------|---------------------|---------------------------|-------------------|--------------------------------|-------------|-----------|-----------------|------------------|---------|
| | Barómetro | | Temperatura | Viento | | Estado del cielo | Estado del mar | Lluvia ó nieve | Temp. extr. ^{as} | | Barom. á 0° y al nivel del mar | Temperatura | Viento | | Estado del cielo | |
| | á 0° y al nivel del mar | Variación en 3 horas | | Dirección | F ^{xa} | | | | Max. ^a | Min. ^a | | | Dirección | F ^{xa} | | |
| Escandinavia | Bodo | 735.2 | -0.2 | 1 | S | 4 | Nub. | Nub. | 5 | 4 | 0 | 732.4 | 14 | S.W. | 4 | c. nub. |
| | Gristiansund | 736.1 | +2.0 | 5 | S.W. | 6 | Luzes | Nub. | 3 | 9 | 5 | 736.8 | 9 | W. | 1 | cub. |
| | Shudesnoes | | | | | | | | | | | | | | | |
| Europa Oriental y Central | Riga | | | | | | | | | | | | | | | |
| | Moscou | | | | | | | | | | | | | | | |
| | Nicolaiew | | | | | | | | | | | | | | | |
| | Feldkirch | | | | | | | | | | | | | | | |
| | Czernovitz | | | | | | | | | | | | | | | |
| | Cracovia | | | | | | | | | | | | | | | |
| | Pola | | | | | | | | | | | | | | | |
| | Viena | | | | | | | | | | | | | | | |
| Berlin | | | | | | | | | | | | | | | | |
| Berna | 770.9 | | 0 | S.E. | 0 | cub. | | | | | 769.8 | 1 | W. | 0 | c. d. | |
| Islas Británicas | Stornoway | | | | | | | | | | | | | | | |
| | Shields | | | | | | | | | | | | | | | |
| | Valentia | | | | | | | | | | | | | | | |
| Francia | Gris Nex | 761.2 | +0.2 | 9.8 | S.W. | 6 | cub. | M. g. n. | 8 | 11 | 9 | 758.0 | 9.2 | S.S.W. | 7 | Luzes |
| | St. Mathieu | 765.2 | +0.3 | 12.0 | S.W. | 4 | cub. | Nub. | 3 | 15 | 12 | 762.1 | 12.5 | W.N.W. | 2 | c. nub. |
| | Isla de Aix | 767.7 | +0.1 | 7.4 | S | 4 | Luzes | Nub. | 7 | 12 | 6 | 767.2 | 7.0 | S.W. | 3 | c. nub. |
| | Biarritz | 769.3 | +0.3 | 9.8 | S.S.W. | 1 | cub. | M. g. n. | | 13 | 6 | 768.2 | 9.8 | S.S.E. | 2 | c. d. |
| | Paris | 766.0 | +1.1 | 7 | S.S.W. | 2 | c. d. | | 5 | 9 | 5 | 765.2 | 8 | S.S.W. | 4 | cub. |
| | Clermont | 770.3 | +0.6 | 2 | S.S.E. | 3 | cub. | | | 9 | -1 | 769.3 | 2 | S | 2 | N. |
| | Perpiñán | 770.3 | +1.0 | 2 | S.W. | 2 | N. | | | 14 | 0 | 769.2 | 7 | W. | 2 | cub. |
| | Cabo Sicié | 768.5 | +0.1 | 7.6 | N.E. | 1 | Druma | Nub. | | 12 | 5 | 766.2 | 9.0 | S.W. | 1 | Druma |
| Niza | 768.8 | 0.0 | 5.0 | Cal. | 0 | N. | Nub. | | 12 | 2 | 767.6 | 5.7 | Cal. | 0 | c. d. | |
| Italia | Liorna | 767.8 | 0.0 | 5 | N.E. | 1 | N. | | | | | 766.7 | 9 | N.E. | 0 | c. d. |
| | Roma | 767.5 | +0.5 | 6 | N. | 1 | cub. | | | | | 768.5 | 7 | N | 1 | cub. |
| | Cagliari | 769.5 | | 1.2 | N.W. | 2 | N. | | | | | 766.3 | 1.7 | N.W. | 2 | c. d. |
| | Palermo | 766.8 | +0.2 | 8 | Cal. | 0 | cub. | | 1 | | | 766.1 | 8 | S | 0 | c. d. |
| Portugal | Porto | 772.2 | +0.7 | 11.6 | S.S.E. | 2 | Nub. | M. g. n. | 3 | 12 | 11 | 771.2 | 12.0 | Cal. | 0 | Nub. |
| | Lisboa | 771.3 | +0.3 | 1.3 | W. | 2 | cub. | Luzes | 1 | 15 | 12 | 771.4 | 14 | S.W. | 2 | Luzes |
| | Lagos | 770.8 | -0.2 | 1.0 | Cal. | 0 | cub. | Luzes | | 12 | 9 | 772.3 | 1.3 | N | 1 | N. |
| | Horta | 768.5 | -0.5 | 7.4 | S | 4 | cub. | M. g. n. | 7 | 1.9 | 1.7 | 770.6 | 17.7 | W.S.W. | 4 | Luzes |
| | Flores | 767.9 | -0.1 | 17.2 | S.S.E. | 4 | c. nub. | Nub. | | 1.9 | 1.7 | 769.7 | 12.7 | W. | 4 | cub. |
| | Punta Delgada | 770.0 | -0.2 | 17.1 | W.S.W. | 4 | Druma | Nub. | | 1.8 | 1.6 | 771.7 | 17.5 | W.N.W. | 4 | cub. |
| | Funchal | 772.0 | +0.2 | 1.6 | N | 2 | cub. | N. | | 2.0 | 1.4 | 772.0 | 1.7 | S.N.E. | 2 | cub. |
| Marruecos y Argelia | Tánger | 771.8 | | 2.8 | S.S.E. | 1 | N. | | Supo | 1.7 | 2 | 771.4 | 14.8 | N.W. | 2 | c. d. |
| | Oran | | | | | | | | | | | | | | | |
| | Iaghout | 772.0 | | 9.8 | N | 1 | N. | | | 1.7 | 8 | 770.7 | 14.0 | N.W. | 1 | N. |
| | Argel | 772.1 | +0.2 | 11.0 | N.W. | 2 | N. | M. g. n. | 4 | 1.6 | 1.8 | 768.0 | 14 | W.N.W. | 1 | c. nub. |
| | Cap de Garde | 767.8 | | 11.4 | S.W. | 2 | cub. | M. g. n. | | 1.7 | 1.0 | 768.2 | 13.8 | N.W. | 2 | cub. |
| Túnex | | | | | | | | | | | | | | | | |
| Biskra | 768.4 | | 12.5 | N | 1 | N. | | | 2.0 | 1.0 | 767.7 | 14.2 | N | 1 | N. | |

Radiogramas

Precios de suscripción

Un año... 18 pesetas. Un semestre... 9 pesetas.

Administrador (Habilitado del material de la Dirección general del Instituto Geográfico y Estadístico. Madrid)

Dirección : Adresse : Address :

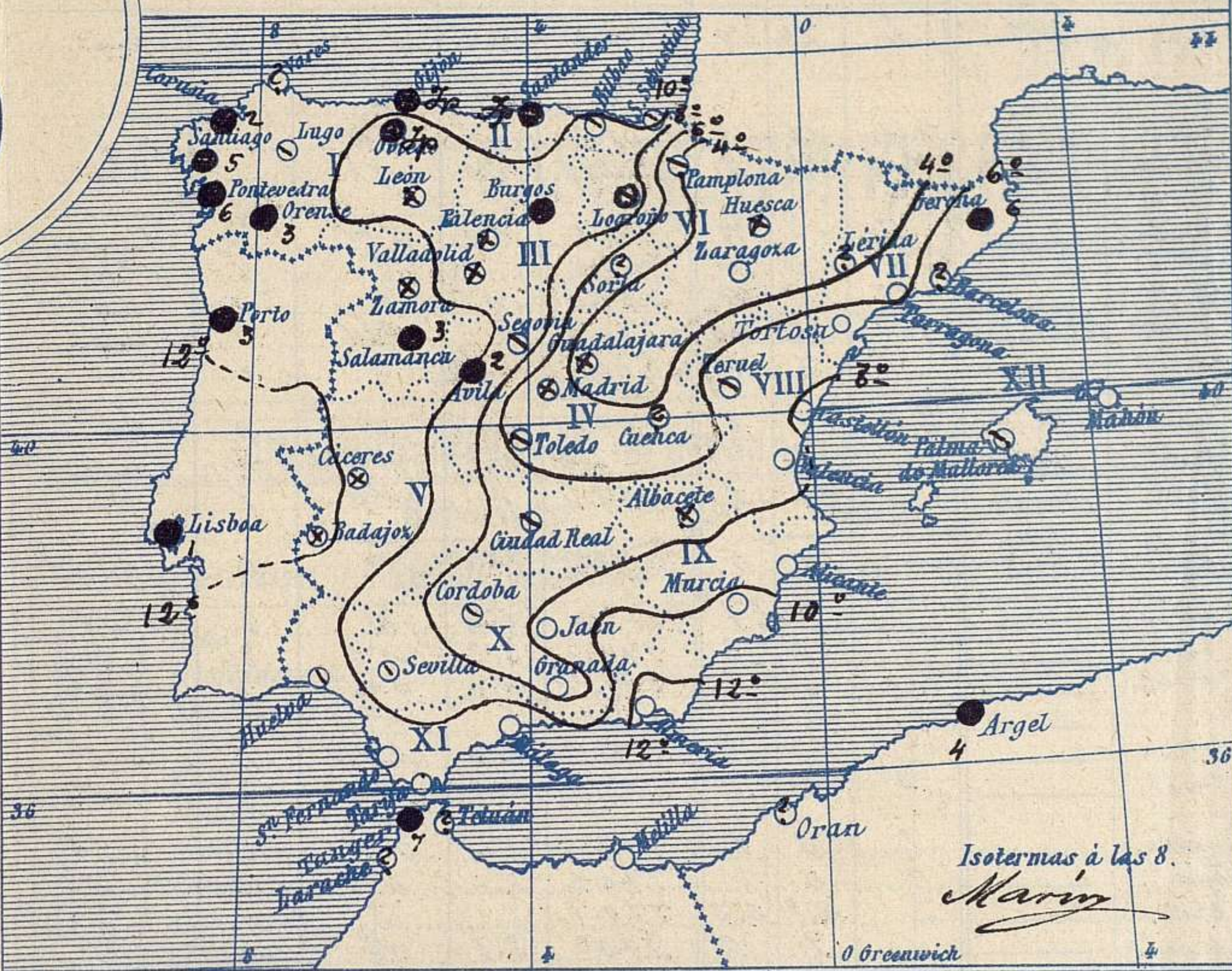
Señor

Jefe del Observatorio Central Meteorológico
Parque del Retiro

Madrid. (ESPAÑA)

Apartado n.º 285.

Temperaturas y Lluvias



Tiempo probable

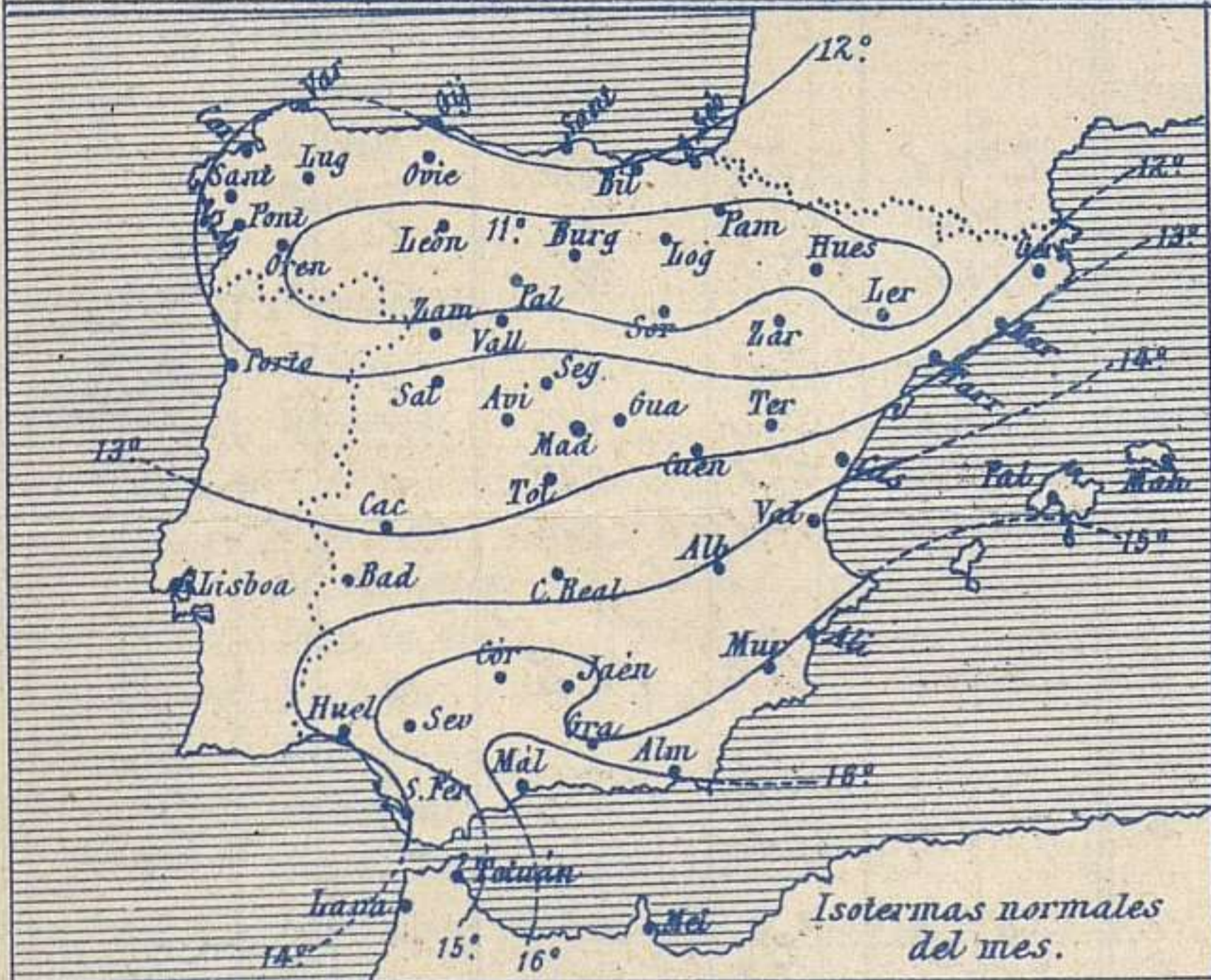
EN LAS REGIONES

- I
- II
- III
- IV
- V
- VI
- VII
- VIII
- IX
- X
- XI
- XII

No se hizo predicción

Los números colocados al lado de ● designan m/m de lluvia recogida.

Telegrama para las Comandancias de Marina depositado a las.....h.....m



Observaciones de Madrid entre 12^h del día 28 y 12^h del día 29

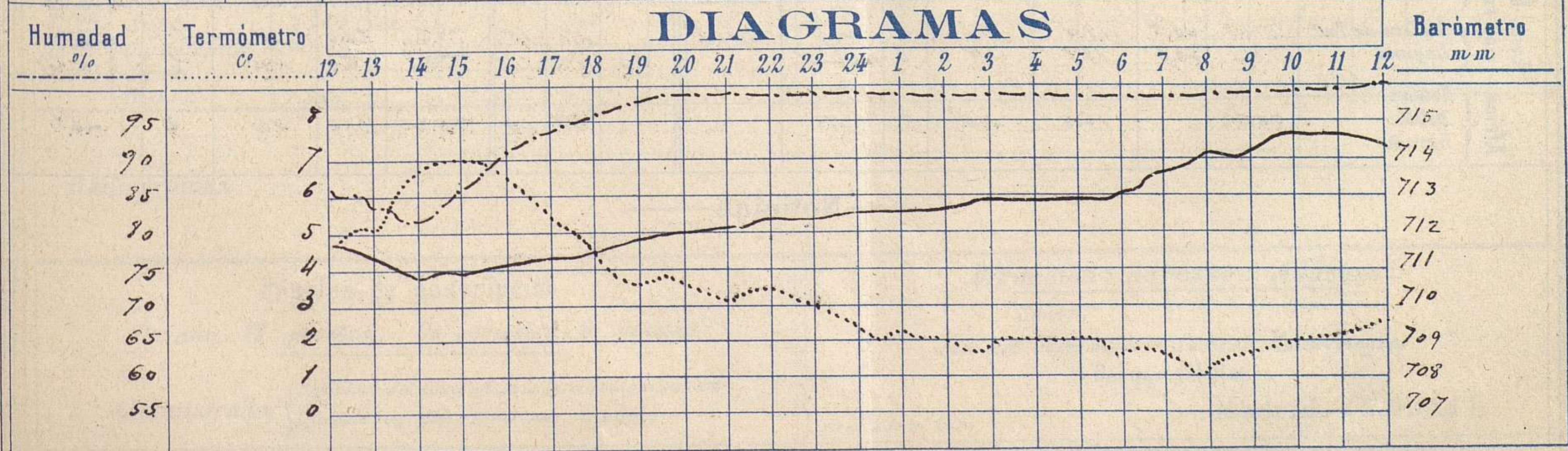
PARQUE DEL RETIRO (Altitud 667 m^s)

Observaciones aerológicas

Hora.....

| Hora | Barómetro m m | Termómetro C° | Humedad o/o | Viento | | Lluvia o Nieve | Estado del Cielo | Notas | Alturas | Dirección del viento | Fuerza 0 a 9 | Alturas | Dirección del viento | Fuerza 0 a 9 | |
|------|------------------|------------------|----------------|-----------|-----------------------|-------------------|------------------------|-------|---------|-------------------------|-----------------|---------|-------------------------|-----------------|--|
| | | | | Dirección | F ^{ra} 0 a 9 | | | | | | | | | | |
| 12 | 711.63 | 4.6 | 86 | S | 0 | | Niebla | | | | | | | | |
| 16 | 711.61 | 6.3 | 91 | S | 1 | | Nuboso | | | | | | | | |
| 20 | 711.88 | 3.2 | 98 | Calma | 0 | | Niebla | | | | | | | | |
| 24 | 712.35 | 2.0 | 98 | Zh | 0 | | Zh | | | | | | | | |
| 4 | 712.75 | 1.7 | 98 | Zh | 0 | | Zh | | | | | | | | |
| 8 | 714.01 | 1.1 | 98 | NE | 1 | | Zh | | | | | | | | |
| 12 | 714.17 | 2.4 | 100 | Calma | 0 | | Niebla | | | | | | | | |

DIAGRAMAS



Observaciones de España

| Observaciones de la mañana á 8 horas | | | | | | | | Id. en las 24 horas | | | Id. de la vispera á 16 horas | | | | | |
|--------------------------------------|-------------------------|----------------------|-------------|-----------|-----------------|------------------|----------------|---------------------|---------------------------|-------------------|--------------------------------|-------------|-----------|--------|------------------|------|
| Estaciones | Barómetro | | Temperatura | Viento | | Estado del cielo | Estado del mar | Lluvia ó nieve | Temp. extr. ^{as} | | Barom. á 0° y al nivel del mar | Temperatura | Viento | | Estado del cielo | |
| | á 0° y al nivel del mar | Variación en 3 horas | | Dirección | F ^{za} | | | | Max. ^a | Min. ^a | | | Dirección | Fuerza | | |
| Región del N.W. I. | La Coruña | 770.5 | +0.3 | 11 | S.S.W | 0 | emb. | M. | 14 | 10 | 770.0 | 14 | S.S.W | 0 | emb. | |
| | Vares | | | | | | | | | | | | | | | |
| | Avilés | | | | | | | | | | | | | | | |
| | Gijón | 770.4 | +0.6 | 11.4 | S | 0 | emb. | Nube | 16 | 12 | 768.2 | 14.2 | S | 0 | emb. | |
| | Oviedo | 770.1 | | 6.8 | S.W | 1 | Bromo. | | 13 | 0 | 761.2 | 13.0 | S | 1 | emb. | |
| | Finisterre | | | | | | | | | | | | | | | |
| | Santiago | 771.3 | +0.8 | 9.4 | S.W | 0 | mb. | | 5 | 10 | 768.5 | 9.9 | S.W | 0 | mb. | |
| | Pontevedra | 768.8 | +0.5 | 11.4 | N | 1 | emb. | | 16 | 10 | 768.8 | 11.2 | S | 1 | emb. | |
| Región Cantábrica II | Lugo | 769.6 | | 8.0 | S | 1 | emb. | | 10 | 6 | 768.0 | 10.2 | S | 1 | emb. | |
| | Orense | 772.7 | +1.0 | 10.0 | W | 1 | emb. | | 13 | 6 | 770.3 | 9.2 | S.W | 1 | emb. | |
| | León | 772.5 | | 5.0 | S | 1 | mb. | | 2 | 3 | 770.5 | 4.8 | S | 1 | emb. | |
| | Santander | 769.6 | +1.1 | 11.5 | S.W | 0 | emb. | Nube | 15 | 8 | 766.2 | 12.4 | W | 0 | emb. | |
| | Punta Galea | 769.7 | +0.5 | 7.6 | S.E | 0 | emb. | Nube | 13 | 7 | 766.6 | 11.8 | N.E | 0 | emb. | |
| | Bilbao | 770.2 | +1.3 | 9 | S.E | 1 | emb. | | 15 | 8 | 768.4 | 14 | N.E | 1 | emb. | |
| | Cabo Machichaco | | | | | | | | | | | | | | | |
| | San Sebastián | 770.8 | +0.9 | 12.3 | S.E | 1 | mb. | Nube | 14 | 5 | 768.8 | 12.0 | N | 0 | mb. | |
| Región del Duero III | Zamora | 773.1 | +1.0 | 7.4 | N | 0 | mb. | | 5 | 1 | 771.9 | 5.4 | W | 0 | emb. | |
| | Palencia | 774.3 | +1.0 | 5.0 | N.E | 0 | mb. | | 13 | 3 | 772.8 | 3.3 | N.E | 0 | emb. | |
| | Burgos | 776.7 | +1.0 | 4.9 | S | 0 | mb. | Nube | 4 | 0 | 776.2 | 3.0 | S.W | 0 | emb. | |
| | Soria | | | | | | | | | | | | | | | |
| | Valladolid | 776.5 | 0.0 | 4.6 | S.E | 0 | mb. | | 4 | 2 | 776.2 | 3.0 | N.W | 1 | emb. | |
| | Salamanca | 774.8 | +0.5 | 5.6 | N.W | 1 | emb. | | 3 | 10 | 774.0 | 0.0 | N.W | 1 | emb. | |
| Región Central IV | Ávila | 773.6 | | 4.2 | N.W | 0 | mb. | | 5 | 1 | 773.4 | 5.6 | N.W | 0 | mb. | |
| | Segovia | 773.3 | +0.4 | 4.0 | S.E | 0 | emb. | | 6 | 1 | 774.6 | 6.0 | N.W | 0 | emb. | |
| | Madrid | 775.1 | | 1.4 | N.E | 1 | mb. | | 6.8 | 0.7 | 770.6 | | S | 1 | emb. | |
| | Toledo | 774.3 | +0.9 | 3.6 | S | 0 | mb. | | 9 | 0 | 770.3 | 3.8 | W | 0 | emb. | |
| | Guadalajara | 774.2 | | -0.4 | S | 0 | mb. | | 7 | -1 | 769.7 | 7.0 | S.W | 1 | emb. | |
| | Cuenca | | | | | | | | | | | | | | | |
| Extrem. ^a Mancha V | Cáceres | 772.0 | | 5.4 | N.W | 0 | mb. | | 13 | 4 | 770.8 | 12.0 | N.W | 1 | emb. | |
| | Badajoz | 771.6 | +0.5 | 11.0 | S | 1 | mb. | | 14 | 10 | 771.3 | 13.6 | N | 1 | emb. | |
| | Ciudad Real | 773.9 | +1.0 | 3.9 | S.E | 0 | emb. | | 12 | 1 | 776.1 | 7.6 | W | 0 | emb. | |
| Alto Ebro VI | Logroño | 771.9 | | 7.5 | N.S.W | 1 | mb. | | 10 | 3 | 769.0 | 8.0 | W | 0 | mb. | |
| | Pamplona | 772.8 | +0.1 | 1.0 | N | 0 | emb. | | 11 | -1 | 769.2 | 10.0 | W | 1 | emb. | |
| | Huesca | 772.7 | +1.0 | -0.4 | S | 0 | mb. | | 7.0 | -1.0 | 769.4 | 5.8 | N.W | 0 | emb. | |
| | Zaragoza | 773.0 | +1.0 | 1.0 | S | 1 | mb. | | 11 | 0 | 769.5 | 9.4 | N.W | 1 | emb. | |
| Cataluña VII | Lérida | 770.5 | +1.0 | 6.8 | S | 0 | N. | | 6 | 12 | 0 | 767.6 | 11.2 | S.E | 0 | emb. |
| | Gerona | | | | | | | | | | | | | | | |
| | Barcelona | | | | | | | | | | | | | | | |
| | Tarragona | 771.5 | | 5.5 | N | 3 | N. | Nube | 14 | 5 | 768.3 | 13.2 | N.W | 1 | mb. | |
| Tortosa | 771.8 | +1.3 | 6.5 | N | 3 | N. | | 13 | 6 | 768.3 | 16.1 | N | 2 | emb. | | |
| Levante VIII | Teruel | 768.7 | | 8.1 | N.E | 0 | emb. | | 7 | -1 | 769.0 | 7.2 | N | 2 | emb. | |
| | Castellón | 768.8 | +0.3 | 8.1 | W | 1 | emb. | Nube | 14 | 6 | 765.4 | 15.7 | W | 0 | emb. | |
| | Valencia | 771.7 | +2.0 | 7.0 | W | 1 | N. | | 13 | 3 | 767.4 | 13.4 | N.W | 1 | emb. | |
| Región del SE IX | Albacete | 774.0 | +1.0 | 3.7 | N.W | 1 | mb. | | 9 | 3 | 769.8 | 8.8 | N.W | 2 | emb. | |
| | Alicante | 770.1 | +1.6 | 9 | N.W | 0 | N. | Nube | 15 | 8 | 768.9 | 12.2 | W | 1 | emb. | |
| | Murcia | 776.8 | +0.3 | 10.0 | W | 2 | N. | | 12 | 8 | 768.5 | 12.0 | S.W | 1 | emb. | |
| Cuenca del Guadalquivir X | Sevilla | 772.4 | | 9.0 | N.W | 2 | mb. | | 16 | 7 | 770.7 | 15.4 | S.E | 1 | emb. | |
| | Córdoba | 771.9 | +0.3 | 5.6 | S | 1 | emb. | | 13 | 5 | 770.7 | 11.8 | N | 0 | emb. | |
| | Jaén | 771.3 | | 6.3 | W | 0 | N. | | 12 | 4 | 770.7 | 10.6 | N.W | 0 | mb. | |
| | Granada | 773.4 | +2.0 | 4.4 | W | 0 | N. | | 13 | 0 | 767.9 | 9.8 | N.W | 2 | emb. | |
| Costa del Sur XI | Huelva | 772.4 | | 11.0 | S | 2 | mb. | Nube | 16 | 6 | 761.7 | 15.3 | W | 5 | emb. | |
| | San Fernando | 771.9 | +0.1 | 9 | N | 1 | emb. | Nube | 14 | 0 | 771.9 | 0.7 | N.W | 4 | emb. | |
| | Tarifa | 770.7 | +0.3 | 12.4 | N.W | 1 | N. | Nube | 15 | 11 | 772.0 | 14.2 | N.W | 4 | emb. | |
| | Málaga | 772.1 | +0.5 | 11 | N.W | 2 | N. | Nube | 17 | 10 | 769.4 | 18 | N.W | 3 | emb. | |
| | Almería | 771.1 | | 12.8 | N | 1 | N. | Nube | 12 | 13 | 768.4 | 14.2 | S.W | 1 | emb. | |
| Balears XII | Palma | 770.0 | +1.2 | 8 | S.N.E | 2 | mb. | Nube | 15 | 2 | 768.5 | 14 | S.E | 2 | emb. | |
| | Mahón | 769.5 | +1.0 | 1.9 | N | 1 | emb. | | 17 | 9 | 767.7 | 14 | N.W | 1 | emb. | |
| Canarias XIII | Sa. Cruz de Ten. | 776.3 | +0.5 | 19.4 | N.E | 2 | emb. | Nube | 21 | 15 | 772.1 | 20.0 | N | 1 | emb. | |
| | Laguna | 776.1 | +0.3 | 13.8 | N | 3 | emb. | | 10 | 16 | 775.8 | 15.0 | N.W | 2 | emb. | |
| Africa | Tetuan | | | | | | | | | | | | | | | |
| | Melilla | | | | | | | | | | | | | | | |
| | Larache | 765.3 | | 16.6 | N.W | 2 | N. | | 23 | 10 | 767.7 | 21.6 | N.W | 2 | mb. | |

— Noticias —