

# DIRECCIÓN GENERAL DEL INSTITUTO GEOGRÁFICO Y ESTADÍSTICO

AÑO XXII

## BOLETÍN

1914

Núm. 217

DEL

5 de Agosto

### OBSERVATORIO CENTRAL METEOROLÓGICO

#### Observaciones del Extranjero

| Observaciones de la mañana á las 7 <sup>h</sup> |                         |                      |             |           |                 |                  |                   | Id. en las 24 horas |                           | Id. de la vispera por la tarde |                                |             |           |                 |                  |         |
|---|-------------------------|----------------------|-------------|-----------|-----------------|------------------|-------------------|---------------------|---------------------------|--------------------------------|--------------------------------|-------------|-----------|-----------------|------------------|---------|
| Estaciones                                      | Barómetro               |                      | Temperatura | Viento    |                 | Estado del cielo | Estado del mar    | Lluvia ó nieve      | Temp. extr. <sup>as</sup> |                                | Barom. á 0° y al nivel del mar | Temperatura | Viento    |                 | Estado del cielo |         |
|   | á 0° y al nivel del mar | Variación en 3 horas |             | Dirección | F <sup>va</sup> |                  |                   |                     | Max. <sup>a</sup>         | Min. <sup>a</sup>              |                                |             | Dirección | F <sup>va</sup> |                  |         |
| Escandinavia                                    | Bodo                    | 7579                 | +0.7        | 16        | E               | 2                | B                 | lla                 | 17                        | 12                             | 7574                           | 16          | E         | 1               | c. d.            |         |
|   | Cristiansund            | 7554                 | +0.4        | 16        | E               | 0                | c. d.             | lla                 | 20                        | 13                             | 7545                           | 17          | E         | 1               | c. d.            |         |
|   | Shudesnoes              |                      |             |           |                 |                  |                   |                     |                           |                                |                                |             |           |                 |                  |         |
| Europa Oriental y Central                       | Riga                    |                      |             |           |                 |                  |                   |                     |                           |                                |                                |             |           |                 |                  |         |
|   | Moscou                  |                      |             |           |                 |                  |                   |                     |                           |                                |                                |             |           |                 |                  |         |
|   | Nicolaiew               |                      |             |           |                 |                  |                   |                     |                           |                                |                                |             |           |                 |                  |         |
|   | Feldkirch               |                      |             |           |                 |                  |                   |                     |                           |                                |                                |             |           |                 |                  |         |
|   | Czernowitz              |                      |             |           |                 |                  |                   |                     |                           |                                |                                |             |           |                 |                  |         |
|   | Cracovia                |                      |             |           |                 |                  |                   |                     |                           |                                |                                |             |           |                 |                  |         |
|   | Pola                    |                      |             |           |                 |                  |                   |                     |                           |                                |                                |             |           |                 |                  |         |
|   | Viena                   |                      |             |           |                 |                  |                   |                     |                           |                                |                                |             |           |                 |                  |         |
| Berlin  |                         |                      |             |           |                 |                  |                   |                     |                           |                                |                                |             |           |                 |                  |         |
| Berna   |                         |                      |             |           |                 |                  |                   |                     |                           |                                |                                |             |           |                 |                  |         |
| Islas Británicas                                | Stornoway               |                      |             |           |                 |                  |                   |                     |                           |                                |                                |             |           |                 |                  |         |
|   | Shields                 |                      |             |           |                 |                  |                   |                     |                           |                                |                                |             |           |                 |                  |         |
|   | Valentia                |                      |             |           |                 |                  |                   |                     |                           |                                |                                |             |           |                 |                  |         |
| Francia   | Gris Nez                | 755.9                | 0.0         | 14.4      | S. E.           | 4                | Nubec.            | Nub. <sup>a</sup>   | 5                         | 19                             | 12                             | 756.4       | 17.2      | S. W.           | 4                | c. d.   |
|   | St. Mathieu             | 755.4                | +0.3        | 15.2      | N. W.           | 4                | emb.              | Nub. <sup>a</sup>   | 2                         | 19                             | 14                             | 752.2       | 16.1      | S.              | 5                | nub.    |
|   | Isla de Aix             | 758.2                | +1.0        | 13.0      | S. S. W.        | 3                | emb.              | Nub. <sup>a</sup>   | 1                         | 21                             | 15                             | 752.0       | 18.0      | S. W.           | 3                | c. emb. |
|   | Biarritz                | 757.9                | +2.9        | 9.0       | N. S. W.        | 4                | emb.              | Nub. <sup>a</sup>   | 24                        | 17                             | 752.0                          | 22.0        | E         | 2               | c. d.            |         |
|   | Paris                   | 753.2                | -0.2        | 17        | S.              | 2                | emb.              |                     | Temp.                     | 22                             | 12                             | 755.0       | 19        | S. S. W.        | 2                | emb.    |
|   | Clermont                | 759.8                | -0.2        | 15        | Est.            | 0                | c. emb.           |                     | 6                         | 18                             | 8                              | 752.7       | 17        | S. E.           | 2                | c. emb. |
|   | Perpiñán                | 759.4                | 0.0         | 2.2       | N. E.           | 2                | c. emb.           |                     | 24                        | 16                             | 752.6                          | 21          | S.        | 2               | c. emb.          |         |
|   | Cabo Sicié              | 760.4                | +0.6        | 23.2      | S. W.           | 1                | nub.              | Nub. <sup>a</sup>   | 2.7                       | 17                             | 752.1                          | 20.0        | S. E.     | 2               | c. d.            |         |
| Niza  |                         |                      |             |           |                 |                  |                   |                     |                           |                                |                                |             |           |                 |                  |         |
| Italia  | Liorna                  | 761.3                |             | 2.2       | Est.            | 0                | c. d.             |                     |                           |                                | 761.2                          | 2.5         | S.        | 2               | emb.             |         |
|   | Roma                    | 761.2                | +0.2        | 2.3       | N. E.           | 0                | emb.              |                     |                           |                                | 761.4                          | 2.2         | S.        | 0               | emb.             |         |
|   | Cagliari                | 761.9                |             | 2.1       | N. W.           | 4                | tormenta          |                     |                           |                                | 760.3                          | 2.8         | S. E.     | 4               | emb.             |         |
|   | Palermo                 | 761.7                | +0.3        | 2.4       | Est.            | 0                | S.                |                     |                           |                                | 762.5                          | 2.3         | E         | 0               | emb.             |         |
| Portugal  | Porto                   | 762.9                | +0.7        | 12.8      | Est.            | 0                | emb.              | Nub. <sup>a</sup>   | 1                         | 21                             | 16                             | 763.0       | 17.0      | S. W.           | 2                | nub.    |
|   | Lisboa                  | 760.9                | +0.4        | 17        | Est.            | 0                | c. d.             | Nub. <sup>a</sup>   | 2.2                       | 16                             | 762.4                          | 21          | N. N. W.  | 5               | emb.             |         |
|   | Lagos                   | 760.8                | +0.2        | 19        | emb.            | 3                | S.                | Nub. <sup>a</sup>   | 2.6                       | 17                             | 760.5                          | 26          | N.        | 2               | S.               |         |
|   | Horta                   | 772.7                | +0.1        | 20.9      | emb.            | 4                | emb.              | Nub. <sup>a</sup>   | 2.5                       | 21                             | 772.2                          | 21.3        | N. N. E.  | 2               | c. emb.          |         |
|   | Flores                  | 7                    |             |           |                 |                  |                   |                     |                           |                                | 7                              |             |           |                 |                  |         |
|   | Punta Delgada           | 770.2                | -0.1        | 20.5      | Est.            | 0                | c. emb.           | Nub. <sup>a</sup>   | 1                         | 24                             | 20                             | 770.9       | 20.3      | N.              | 4                | c. d.   |
| Funchal   | 762.8                   | +0.1                 | 19          | N. E.     | 2               | c. emb.          | Nub. <sup>a</sup> | 24                  | 19                        | 763.6                          | 2.3                            | N.          | 2         | c. d.           |                  |         |
| Marruecos y Argelia                             | Tánger                  | 751.0                |             | 21.0      | S. E.           | 1                | S.                | Nub. <sup>a</sup>   | 24                        | 16                             | 7519                           | 229         | N. W.     | 2               | S.               |         |
|   | Oran                    | 757.2                |             | 23.2      | S. S. W.        | 1                | emb.              | Est.                | 2.5                       | 15                             | 755.5                          | 22.2        | N.        | 1               | emb.             |         |
|   | Iaghouat                | 752.1                |             | 16.0      | N. E.           | 1                | S.                | S.                  | 3.8                       | 22                             | 755.2                          | 22.0        | S.        | 1               | S.               |         |
|   | Argel                   | 757.6                |             | 22.0      | N.              | 4                | emb.              | Nub. <sup>a</sup>   | 2.1                       | 25                             | 753.4                          | 25.2        | S. E.     | 1               | emb.             |         |
|   | Cap de Garde            | 7                    |             |           |                 |                  |                   |                     |                           |                                | 7                              |             |           |                 |                  |         |
|   | Túnex                   | 7                    |             |           |                 |                  |                   |                     |                           |                                | 7                              |             |           |                 |                  |         |
| Biskra  | 1625                    |                      | 27.5        | S. E.     | 0               | S.               |                   | 3.6                 | 23                        | 161.6                          | 22.4                           | S. E.       | 0         | S.              |                  |         |

#### Radiogramas

Precios de suscripción

Un año 18 pesetas. Un semestre 9 pesetas.

Administrador { Habilitado del material de la Dirección general del Instituto Geográfico y Estadístico. Madrid

Dirección: Adresse: Address:

Señor Jefe del Observatorio Central Meteorológico Parque del Retiro

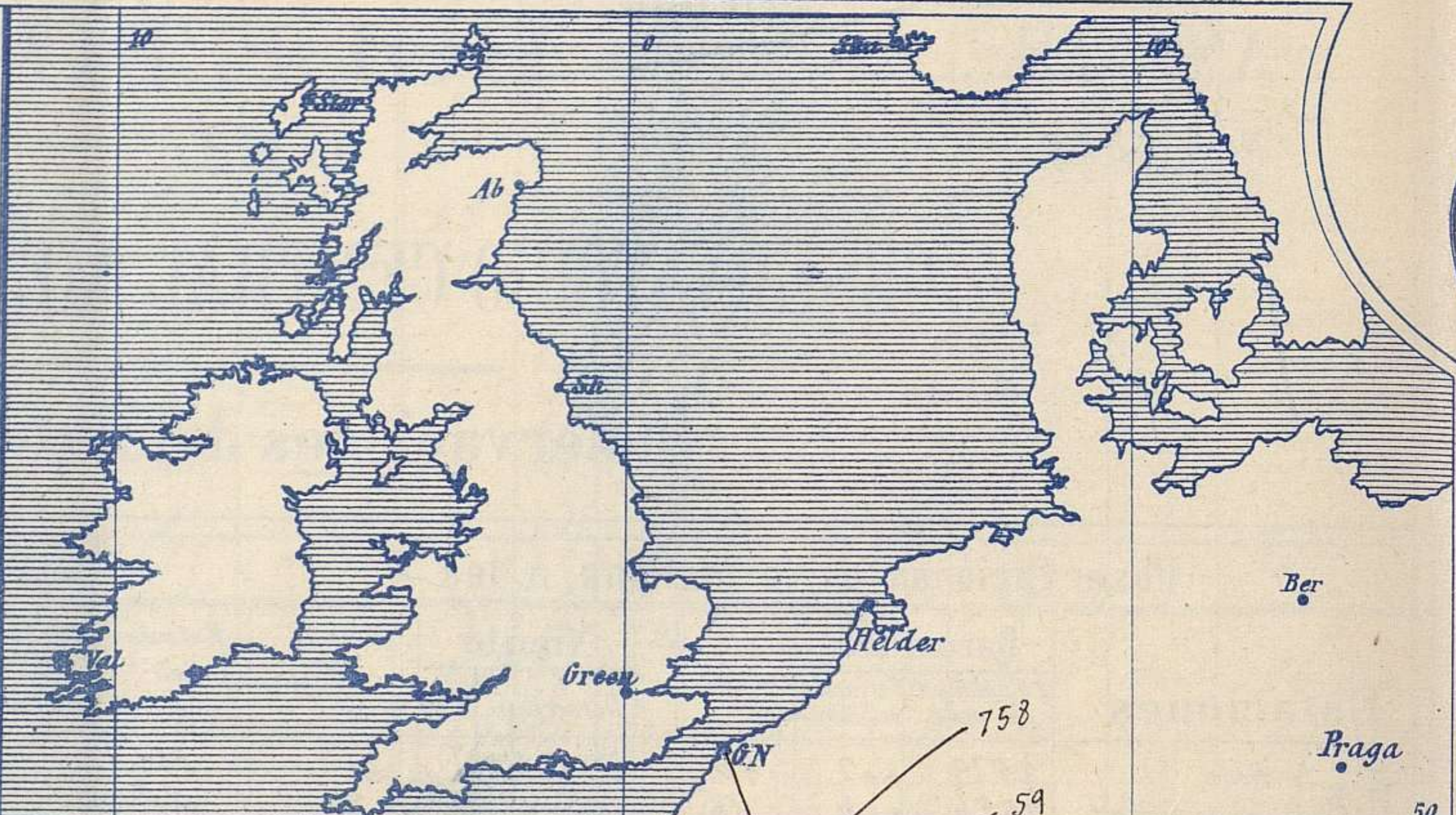
Madrid. (ESPAÑA)

Apartado n.º 285.

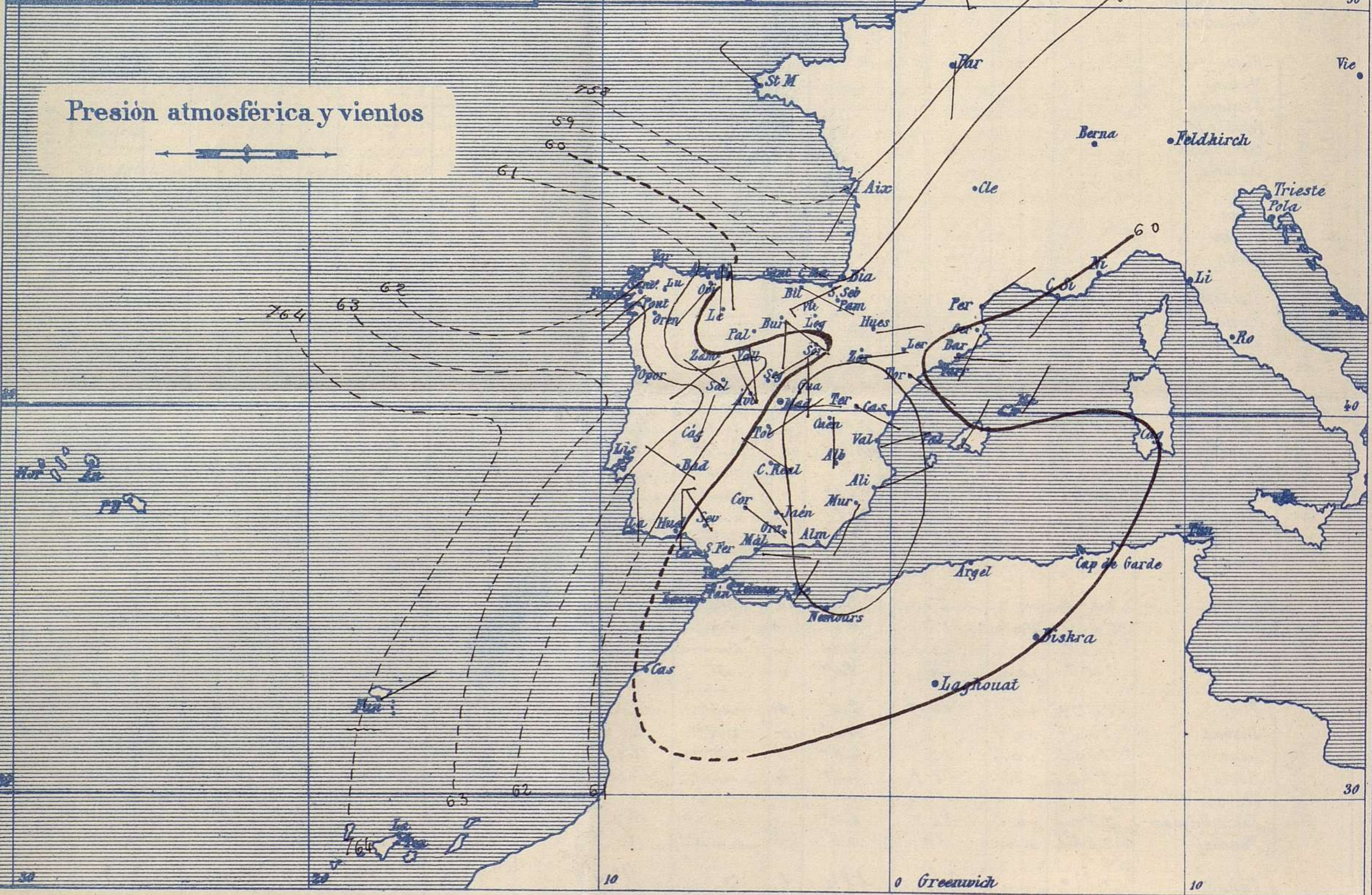


Signos convencionales

| Fuerza del viento         | Cielo       | Mar               |
|---------------------------|-------------|-------------------|
| 0 Calma                   | ○ Despejado | { Llana           |
| 1 Ventolina               | ○ Con nubes | { Rizada          |
| 2 Muy flojo               | ○ Bruma     | { Marejada        |
| 3 Flojo                   | ⊗ Niebla    | { Picada          |
| 4 Bonancible (Moderado)   | ⊗ Nieve     | { Marejada gruesa |
| 5 Fresquito (Algo fuerte) | ● Lluvia    | { Gruesa          |
| 6 Fresco (Fuerte)         | ⋈ Tormenta  | { Muy gruesa      |
| 7 Duro                    |             | { Arbolada        |
| 8 Muy duro                |             | { Muy arbolada    |
| 9 Temporal                |             |                   |



Presión atmosférica y vientos



Estado general

Tallan casi todos los datos del extranjero, por lo cual es difícil formar juicio del estado atmosférico de hoy. Parece que sobre el Canal de la Mancha se halla un área de perturbación atmosférica y otra de poca importancia en el SE de la península Ibérica.

El tiempo es generalmente bueno para España, de cielo algo nuboso, vientos flojos de dirección variable y temperatura no muy elevada: la máxima de ayer fue de 34 grados en Sevilla y la mínima de hoy ha sido de 10 grados en Lugo y Oviedo.

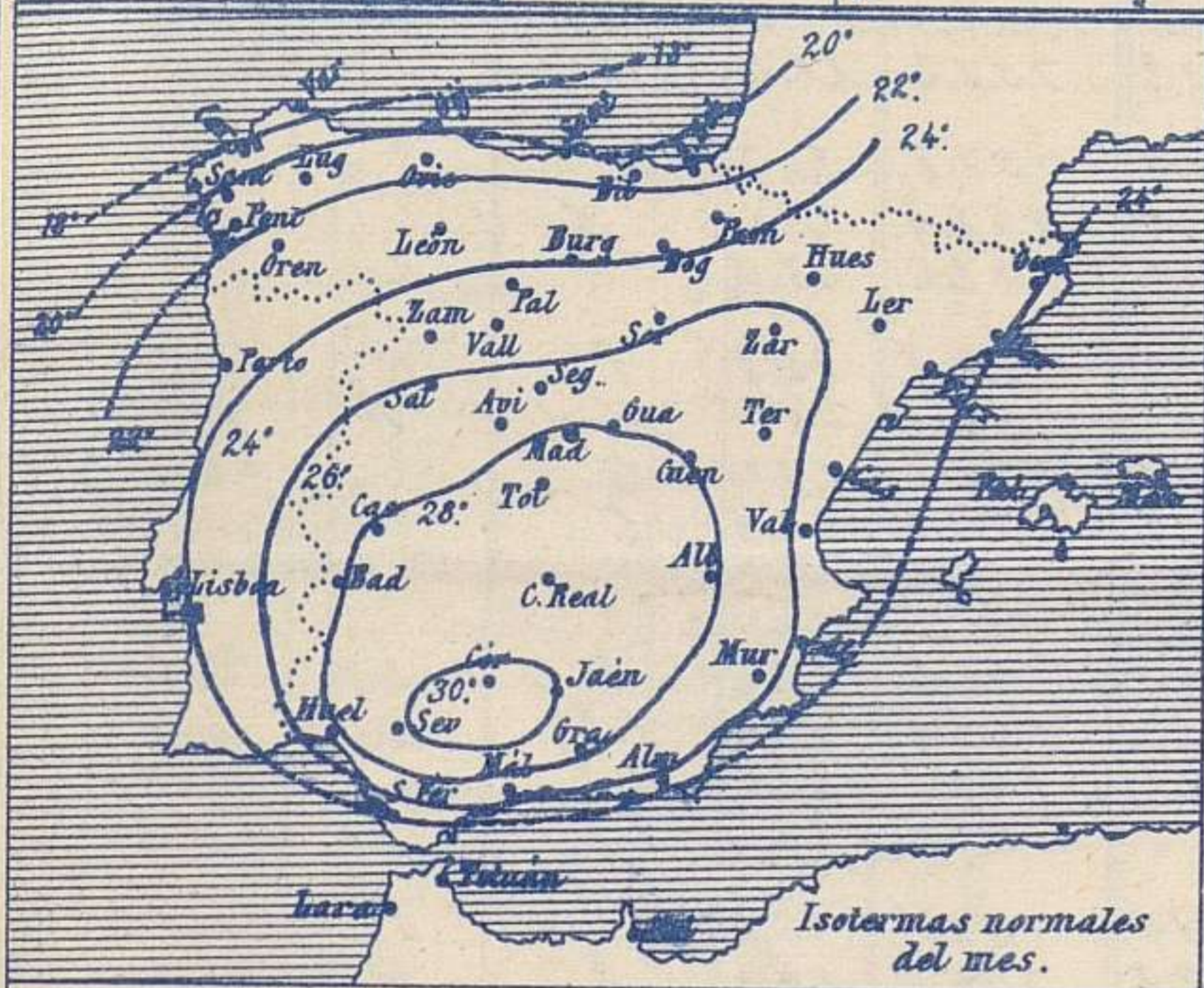
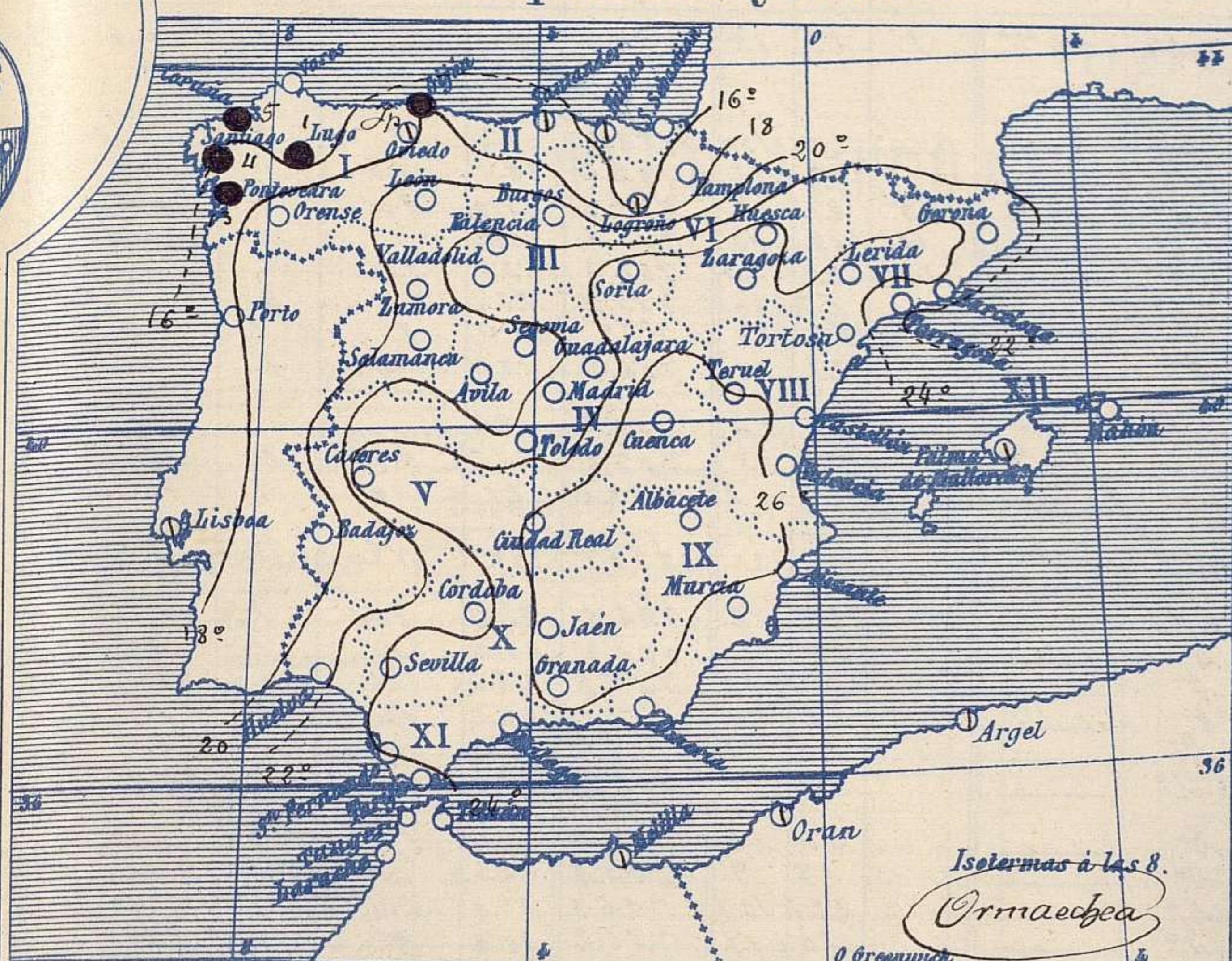
Las presiones elevadas residen hacia las Azores.

*Sanna*

El Director general: Martín Sánchez

El Ingeniero Geógrafo Jefe del Observatorio. J. Galbis

Temperaturas y Lluvias



Los números colocados al lado de ● designan m/m de lluvia recogida.

Tiempo probable

EN LAS REGIONES

- I } Vientos flojos de dirección variable y tiempo incierto.
- II }
- III }
- IV }
- V } Vientos flojos de dirección variable y buen tiempo de poca estabilidad.
- VI }
- VII }
- VIII }
- IX }
- X } Vientos flojos y moderados de dirección variable y tiempo bueno.
- XI }
- XII }

Telegrama para las Comandancias de Marina depositado á las 12 h. 50 m

Parece que cerca de Galicia hay una pequeña perturbación atmosférica  
 Tiempo incierto en Galicia y Cantabria.

Observaciones de Madrid entre 12<sup>h</sup> del día 4 y 12<sup>h</sup> del día 5

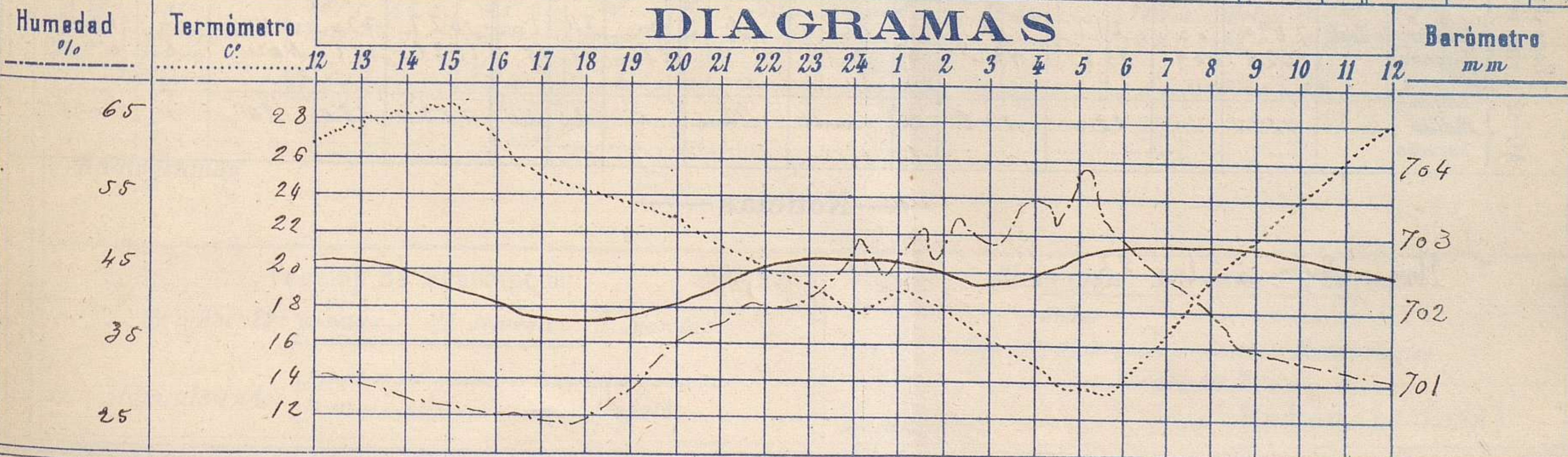
PARQUE DEL RETIRO (Altitud 667 m<sup>s</sup>)

Observaciones aerológicas

Hora 11<sup>h</sup> 30<sup>m</sup>

| Hora | Barómetro<br>m m | Termómetro<br>C° | Humedad<br>% | Viento    |                       | Lluvia<br>o Nieve | Estado<br>del<br>Cielo | Notas                         | Observaciones aerológicas |                         |                 |      |      |   |
|------|------------------|------------------|--------------|-----------|-----------------------|-------------------|------------------------|-------------------------------|---------------------------|-------------------------|-----------------|------|------|---|
|      |                  |                  |              | Dirección | F <sup>ve</sup> 0 a 9 |                   |                        |                               | Alturas                   | Dirección<br>del viento | Fuerza<br>0 a 9 |      |      |   |
| 12   | 703.19           | 26.9             | 32           | N.W.      | 1                     |                   | C. D.°                 | Temp. max. a. la sombra 28.7  | 50                        | N.W.                    | 2               | 1500 | S.W. | 7 |
| 16   | 702.00           | 27.0             | 25           | S.W.      | 1                     |                   | D.°                    | Tem. min. a. id. 13.7         | 100                       | S.W.                    | 3               | 2000 | S.W. | 7 |
| 20   | 702.05           | 22.8             | 35           | W.        | 2                     |                   | A.°                    | Nubes de sol despejadas en el | 200                       | S.W.                    | 5               | 2500 | S.W. | 7 |
| 24   | 702.70           | 17.8             | 48           | E.        | 2                     |                   | D.°                    | Nub. de ayer. 12.55 m         | 400                       | S.W.                    | 8               | 2800 | S.W. | 9 |
| 4    | 702.60           | 15.0             | 54           | E.        | 0                     |                   | D.°                    |                               | 600                       | S.W.                    | 3               |      |      |   |
| 8    | 702.71           | 19.8             | 40           | E.        | 0                     |                   | D.°                    |                               | 800                       | S.W.                    | 4               |      |      |   |
| 12   | 702.54           | 28.0             | 30           | S.W.      | 1                     |                   | D.°                    |                               | 1000                      | S.W.                    | 5               |      |      |   |
|      |                  |                  |              |           |                       |                   |                        |                               | 1250                      | S.W.                    | 5               |      |      |   |

DIAGRAMAS



# Observaciones de España

| Observaciones de la mañana á 8 horas |                                      |                      |             |           |                 |                  |                |                 |                           | Id. en las 24 horas |  |             | Id. de la vispera á 16 horas |        |                  |                |
|--------------------------------------|--------------------------------------|----------------------|-------------|-----------|-----------------|------------------|----------------|-----------------|---------------------------|---------------------|--|-------------|------------------------------|--------|------------------|----------------|
| Estaciones                           | Barómetro                            |                      | Temperatura | Viento    |                 | Estado del cielo | Estado del mar | Lluvia ó nieve  | Temp. extr. <sup>as</sup> |                     | Barom. <sup>o</sup> á 0. <sup>o</sup> y al nivel del mar | Temperatura | Viento                       |        | Estado del cielo |                |
|                                      | á 0. <sup>o</sup> y al nivel del mar | Variación en 3 horas |             | Dirección | F <sup>za</sup> |                  |                |                 | Max. <sup>a</sup>         | Min. <sup>a</sup>   |  |             | Dirección                    | Fuerza |                  |                |
| Región del N.W. I.                   | La Coruña                            | 760.5                | +0.7        | 15.9      | SW              | 1                | c. nub.        | M <sup>da</sup> | 5                         | 21                  | 15   | 759.4       | 19                           | SW     | 5                | c. nub.        |
|                                      | Vares                                | 7                    |             |           |                 |                  |                |                 |                           |                     |  |             |                              |        |                  |                |
|                                      | Avilés                               |                      |             |           |                 |                  |                |                 |                           |                     |  |             |                              |        |                  |                |
|                                      | Gijón                                | 761.4                | +1.2        | 18.0      | S               | 1                | lluvia         | lluvia          | 25                        | 21                  | 15   | 758.9       | 19.4                         | S      | 3                | c. nub.        |
|                                      | Oviedo                               | 759.6                |             | 16.4      | SW              | 1                | c. nub.        |                 | 19                        | 12                  |  | 758.2       | 18.0                         | SW     | 1                | c. nub.        |
|                                      | Finisterre                           | 760.8                | +0.8        | 20.4      | SW              | 0                | c. nub.        | M <sup>da</sup> | 25                        | 21                  | 18   | 759.6       | 18.6                         | SW     | 5                | c. nub.        |
|                                      | Santiago                             | 761.7                | +0.7        | 14.4      | SW              | 1                | c. nub.        |                 | 4                         | 19                  | 13   | 761.1       | 15.2                         | SW     | 3                | c. nub.        |
|                                      | Pontevedra                           | 761.5                | +0.9        | 16.6      | SW              | 2                | c. nub.        |                 | 13                        | 21                  | 15   | 760.9       | 22.1                         | SW     | 2                | c. nub.        |
| Región Cantábrica II                 | Lugo                                 | 759.8                |             | 15.0      | S               | 1                | c. nub.        |                 | 1                         | 23                  | 10   | 759.2       | 21.0                         | SW     | 3                | c. nub.        |
|                                      | Orense                               | 762.3                | +2.0        | 22.2      | S               | 1                | c.             |                 | 25                        | 13                  |  | 757.0       | 22.0                         | S      | 1                | c.             |
|                                      | León                                 | 757.5                |             | 16.5      | N               | 1                | A <sup>o</sup> |                 | 21                        | 11                  |  | 756.8       | 19.2                         | SW     | 2                | c. nub.        |
|                                      | Santander                            | 759.2                | +0.7        | 18.9      |                 |                  | c. nub.        |                 | 21                        | 16                  |  | 757.7       | 19.2                         |        |                  | c. nub.        |
| Región Duero III                     | Punta Galea                          | 758.2                | +0.4        | 18.3      | NNE             | 1                | c. nub.        | M <sup>da</sup> | 20                        | 15                  |  | 757.5       | 20.2                         | NNE    | 5                | c. nub.        |
|                                      | Bilbao                               | 759.2                | 0.0         | 15        | SE              | 0                | c. nub.        |                 | 22                        | 13                  |  | 757.0       | 21                           | SW     | 4                | c. nub.        |
|                                      | Cabo Machichaco                      |                      |             |           |                 |                  |                |                 |                           |                     |  |             |                              |        |                  |                |
|                                      | San Sebastián                        | 760.2                | +0.7        | 19.7      | NW              | 3                | c.             | M <sup>da</sup> | 21                        | 12                  |  | 758.9       | 21.0                         | NNE    | 2                | A <sup>o</sup> |
| Región Central IV                    | Zamora                               | 761.6                | +1.0        | 17.7      | SW              | 1                | c. nub.        |                 | 25                        | 12                  |  | 762.5       | 22.2                         | SW     | 1                | c. nub.        |
|                                      | Palencia                             | 759.8                | +0.5        | 13.5      | NNE             | 0                | A <sup>o</sup> |                 | 24                        | 12                  |  | 758.9       | 24.4                         | N      | 1                | c. nub.        |
|                                      | Burgos                               | 758.4                | +1.0        | 16.0      | S               | 0                | A <sup>o</sup> |                 | 23                        | 13                  |  | 758.8       | 22.4                         | W      | 0                | c. nub.        |
|                                      | Soria                                | 758.3                | +0.3        | 19.0      | WNW             | 1                | A <sup>o</sup> |                 | 25                        | 10                  |  | 756.4       | 24.2                         | SW     | 1                | c. nub.        |
|                                      | Valladolid                           | 761.0                | +0.4        | 15.0      | S               | 1                | A <sup>o</sup> |                 | 26                        | 13                  |  | 757.4       | 25.6                         | SW     | 2                | c. nub.        |
| Región Extrem <sup>a</sup> Mancha V  | Salamanca                            | 761.2                | +0.4        | 16.2      | NW              | 2                | c. nub.        |                 | 27                        | 11                  |  | 761.5       | 25.0                         | NW     | 2                | A <sup>o</sup> |
|                                      | Ávila                                | 760.4                |             | 13.8      | NNE             | 1                | A <sup>o</sup> |                 | 25                        | 10                  |  | 755.6       | 23.4                         | SW     | 2                | c. nub.        |
|                                      | Segovia                              | 758.9                | 0.0         | 15.7      | SE              | 2                | A <sup>o</sup> |                 | 27                        | 9                   |  | 755.8       | 25.6                         | W      | 2                | A <sup>o</sup> |
|                                      | Madrid                               | 759.0                | +0.5        | 19.8      | S               | 0                | A <sup>o</sup> |                 | 27                        | 13.7                |  | 756.7       | 27.0                         | SW     | 1                | A <sup>o</sup> |
|                                      | Toledo                               | 759.0                | +0.2        | 19.4      | SE              | 1                | A <sup>o</sup> |                 | 20                        | 17                  |  | 756.2       | 30.0                         | W      | 2                | A <sup>o</sup> |
| Región Alto Ebro VI                  | Guadalajara                          | 758.4                | +0.2        | 18.8      | S               | 0                | A <sup>o</sup> |                 | 28                        | 13                  |  | 755.9       | 27.4                         | SW     | 3                | c. nub.        |
|                                      | Cuenca                               | 758.0                | 0.0         | 22.0      | S               | 0                | c. nub.        |                 | 27                        | 13                  |  | 757.2       | 25.4                         | SE     | 2                | c. nub.        |
|                                      | Cáceres                              | 759.3                |             | 22.0      | NNE             | 1                | A <sup>o</sup> |                 | 21                        | 14                  |  | 757.8       | 20.7                         | W      | 2                | A <sup>o</sup> |
|                                      | Badajoz                              | 760.8                | +0.4        | 18.0      | NW              | 2                | A <sup>o</sup> |                 | 20                        | 15                  |  | 758.2       | 29.4                         | NW     | 1                | A <sup>o</sup> |
| Región Cataluña VII                  | Ciudad Real                          | 757.6                | +1.0        | 22.6      | NW              | 0                | A <sup>o</sup> |                 | 20                        | 15                  |  | 757.6       | 28.6                         | SW     | 4                | A <sup>o</sup> |
|                                      | Logroño                              | 758.8                |             | 12.7      | NW              | 0                | c. nub.        |                 | 26                        | 15                  |  | 757.1       | 24.2                         | S      | 0                | c. nub.        |
|                                      | Pamplona                             | 762.7                | +1          | 27.0      | NW              | 0                | c.             |                 | 26                        | 15                  |  | 763.0       | 24.0                         | NW     | 1                | A <sup>o</sup> |
|                                      | Huesca                               | 759.6                | 0.0         | 21.4      | S               | 2                | c. nub.        |                 | 27.6                      | 15.4                |  | 758.7       | 22.4                         | S      | 2                | c. nub.        |
| Región Levante VIII                  | Zaragoza                             | 758.8                | 0.0         | 23.0      | S               | 1                | A <sup>o</sup> |                 | 27                        | 18                  |  | 757.5       | 26.0                         | S      | 1                | c. nub.        |
|                                      | Lérida                               | 760.2                | +1.0        | 24.0      | SW              | 1                | A <sup>o</sup> |                 | 28                        | 15                  |  | 760.2       | 23.2                         | S      | 2                | lluvia         |
|                                      | Gerona                               | 752.5                | -0.2        | 24        | S               | 2                | c. nub.        | N <sup>da</sup> | 25                        | 21                  |  | 759.0       | 25                           | SE     | 2                | c. nub.        |
|                                      | Barcelona                            | 760.6                |             | 22.2      | ENE             | 1                | c. nub.        | N <sup>da</sup> | 1                         | 24                  | 21   | 760.2       | 23.2                         | NE     | 4                | c. nub.        |
| Región del SE IX                     | Tarragona                            | 759.8                | +0.1        | 24.9      | SE              | 2                | c. nub.        |                 |                           |                     |  | 759.0       | 25.4                         | SE     | 2                | c. nub.        |
|                                      | Tortosa                              |                      |             |           |                 |                  |                |                 |                           |                     |  |             |                              |        |                  |                |
|                                      | Teruel                               | 759.8                |             | 20.9      | SE              | 0                | A <sup>o</sup> |                 | 27                        | 16                  |  | 755.9       | 26.1                         | S      | 5                | c. nub.        |
|                                      | Castellón                            | 756.8                | 0.0         | 25.2      | NE              | 0                | c. nub.        | N <sup>da</sup> | 28                        | 22                  |  | 756.2       | 25.9                         | S      | 0                | c. nub.        |
| Región Cuenca del Guadalquivir X     | Valencia                             | 759.1                | +1.0        | 25.3      | ENE             | 1                | c. nub.        |                 | 29                        | 20                  |  | 757.6       | 28.6                         | SE     | 1                | A <sup>o</sup> |
|                                      | Albacete                             | 758.2                | 0.0         | 22.3      | SE              | 0                | A <sup>o</sup> |                 | 22                        | 18                  |  | 756.5       | 29.0                         | W      | 2                | c. nub.        |
|                                      | Alicante                             | 757.2                | -0.2        | 26        | NE              | 1                | A <sup>o</sup> | lluvia          | 20                        | 22                  |  | 758.8       | 26                           | SE     | 1                | A <sup>o</sup> |
| Región Sur XI                        | Murcia                               | 758.4                |             | 25.0      | SW              | 0                | A <sup>o</sup> |                 | 23                        | 20                  |  | 757.4       | 32.0                         | SE     | 4                | A <sup>o</sup> |
|                                      | Sevilla                              | 759.0                |             | 23.8      | NW              | 2                | A <sup>o</sup> |                 | 24                        | 17                  |  | 757.9       | 32.2                         | W      | 2                | A <sup>o</sup> |
|                                      | Córdoba                              | 757.8                | +0.8        | 22.4      | SE              | 0                | A <sup>o</sup> |                 | 22                        | 18                  |  | 757.6       | 31.2                         | SW     | 2                | A <sup>o</sup> |
|                                      | Jaén                                 | 759.1                |             | 27.7      | S               | 0                | A <sup>o</sup> |                 | 7                         | 2                   |  | 757.1       | 27.7                         | WNW    | 1                | A <sup>o</sup> |
| Región Baleares XII                  | Granada                              | 759.1                | +0.2        | 22.6      | NW              | 0                | c. nub.        |                 | 20                        | 17                  |  | 758.1       | 30.0                         | W      | 1                | A <sup>o</sup> |
|                                      | Huelva                               | 759.5                |             | 21.8      | N               | 6                | A <sup>o</sup> | N <sup>da</sup> | 22.8                      | 15                  |  | 758.5       | 25.3                         | W      | 1                | c. nub.        |
|                                      | San Fernando                         | 759.0                | +0.4        | 19        | N               | 1                | A <sup>o</sup> | lluvia          | 25                        | 16                  |  | 758.1       | 25                           | WNW    | 4                | A <sup>o</sup> |
|                                      | Tarifa                               | 758.5                | +0.1        | 21.7      | W               | 1                | A <sup>o</sup> | lluvia          | 27                        | 20                  |  | 758.0       | 27.8                         | W      | 2                | A <sup>o</sup> |
| Región Canarias XIII                 | Málaga                               | 759.5                | +1.0        | 25        | S               | 0                | c. nub.        | lluvia          | 25                        | 21                  |  | 759.0       | 24                           | S      | 2                | A <sup>o</sup> |
|                                      | Almería                              | 759.1                |             | 26.5      | SW              | 1                | A <sup>o</sup> | lluvia          | 28                        | 24                  |  | 757.0       | 26.8                         | SW     | 0                | A <sup>o</sup> |
| Región África                        | Palma                                | 759.6                | 0.0         | 28        | NE              | 1                | c. nub.        | lluvia          | 29                        | 22                  |  | 759.8       | 26                           | SW     | 2                | c. nub.        |
|                                      | Mahón                                | 760.2                | 0.0         | 25        | NE              | 2                | c. nub.        |                 | 29                        | 22                  |  | 759.9       | 25                           | S      | 2                | c. nub.        |
| Región Tetuan                        | Sia Cruz de Ten <sup>e</sup>         | 767.0                | 0.0         | 21.2      | N               | 2                | c.             | lluvia          | 26                        | 20                  |  | 762.7       | 22.0                         | WNW    | 4                | c.             |
|                                      | Laguna                               | 762.9                | +0.5        | 15.8      | NNW             | 6                | c.             |                 | 11                        | 21                  | 15   | 762.1       | 17.7                         | NNW    | 6                | c.             |
| Región Melilla                       | Tetuan                               | 759.3                |             | 25.0      | NNE             | 1                | c. nub.        | lluvia          | 6                         | 20                  | 24   | 759.0       | 28.6                         | SW     | 1                | c. nub.        |
|                                      | Melilla                              |                      |             |           |                 |                  |                |                 |                           |                     |  |             |                              |        |                  |                |
| Región Larache                       | Larache                              |                      |             |           |                 |                  |                |                 |                           |                     |  |             |                              |        |                  |                |
|                                      |                                      |                      |             |           |                 |                  |                |                 |                           |                     |  |             |                              |        |                  |                |

— Noticias —

Ebro. Ayer á las 22.