

# DIRECCIÓN GENERAL DEL INSTITUTO GEOGRÁFICO Y ESTADÍSTICO

AÑO XXII

## BOLETÍN

1914

Núm. 22

DEL

1 de Febrero

### OBSERVATORIO CENTRAL METEOROLÓGICO

#### Observaciones del Extranjero

| Observaciones de la mañana á las 7 <sup>h</sup> |                                     |                      |             |           |                 |                  | Id.en las 24 horas  |                    |  | Id.de la vispera por la tarde |   |             |                  |                  |                     |                   |
|---|-------------------------------------|----------------------|-------------|-----------|-----------------|------------------|---------------------|--------------------|--|-------------------------------|---|-------------|------------------|------------------|---------------------|-------------------|
| Estaciones                                      | Barómetro                           |                      | Temperatura | Viento    |                 | Estado del cielo | Estado del mar      | Lluvia ó nieve     | Temp. <sup>s</sup> extr. <sup>as</sup> |                               | Barom. <sup>o</sup> á 0 <sup>o</sup> y al nivel del mar | Temperatura | Viento           |                  | Estado del cielo    |                   |
|   | á 0 <sup>o</sup> y al nivel del mar | Variación en 3 horas |             | Dirección | F <sup>ta</sup> |                  |                     |                    | Max. <sup>a</sup>                      | Min. <sup>a</sup>             |   |             | Dirección        | F <sup>ta</sup>  |                     |                   |
| Escandi-<br>navia                               | Bodo                                | 722.5                | -1.0        | 2.4       | SW              | 6                | e. nub <sup>o</sup> | Risa <sup>a</sup>  | 20                                     | -2                            | -3  | 720.4       | -1.8             | S                | 5                   | nubla             |
|   | Cristiansund                        | 729.8                | 2.0         | 4.0       | SW              | 9                | lluvia              | sub <sup>o</sup>   | 21                                     | 10                            | 2   | 732.8       | 10.0             | SW               | 4                   | lluvia            |
|   | Shudesnoes                          | 753.9                | 1.5         | 5.8       | NW              | 4                | e. nub <sup>o</sup> | M. gr <sup>a</sup> | 2                                      | 8                             | 5   | 744         | 7.0              | SW               | 2                   | lluvia            |
| Europa Oriental<br>y Central                    | Riga                                | 755.3                | 0.2         | 3.4       | WNW             | 2                | sub <sup>o</sup>    |                    | 1                                      |                               |   | 754.9       | 3.0              | SW               | 0                   | sub <sup>o</sup>  |
|   | Moscou                              | 757.2                | 0.2         | 0.9       | WNW             | 0                | sub <sup>o</sup>    |                    | 1                                      |                               |   | 753.0       | 1.0              | WNW              | 2                   | sub <sup>o</sup>  |
|   | Nicolaiev                           | 766.7                |             | 1.5       | WNW             | 0                | sub <sup>o</sup>    | M. da              | 4                                      | -6                            | -5  | 766.2       | 0.9              | Cal <sup>a</sup> | 2                   | sub <sup>o</sup>  |
|   | Feldkirch                           | 776.1                | 0.0         | -2.2      | SW              | 1                | S <sup>o</sup>      |                    | 2                                      |                               |   | 772.1       | -4.2             | SW               | 1                   | S <sup>o</sup>    |
|   | Czernowitz                          | 769.4                | 0.7         | 6.0       | NW              | 3                | sub <sup>o</sup>    | M. da              |  | 6                             | 2   | 767.8       | 0.5              | NW               | 1                   | sub <sup>o</sup>  |
|   | Cracovia                            | 772.2                | 0.6         | -0.6      | WNW             | 1                | e. d <sup>o</sup>   | M. da              |  | 0.5                           | -1  | 775.4       | 2.7              | WNW              | 4                   | S <sup>o</sup>    |
|   | Pola                                | 776.9                | 0.4         | 0.1       | NW              | 1                | S <sup>o</sup>      |                    |  | 2                             | 3   | 772.2       | 2.4              | NW               | 1                   | S <sup>o</sup>    |
|   | Viena                               | 776.9                | 0.1         | -7.8      | WNW             | 1                | sub <sup>o</sup>    |                    |  | -6                            | -8  | 774.1       | -6.6             | Cal <sup>a</sup> | 0                   | S <sup>o</sup>    |
|   | Berlin                              | 768.5                | 0.8         | 2.6       | S               | 2                | S <sup>o</sup>      |                    |  | 10                            | 2   | 766.3       | 5.0              | S                | 2                   | S <sup>o</sup>    |
|   | Berna                               | 775.2                | 0.0         | -7.0      | SW              | 0                | S <sup>o</sup>      |                    |  |                               |   | 774.1       | -5.2             | SW               | 0                   | S <sup>o</sup>    |
| Islas<br>Británicas                             | Stornoway                           | 754.4                | -0.2        | 2.3       | SW              | 3                | sub <sup>o</sup>    | Risa <sup>a</sup>  | 0.3                                    | 13.3                          | 6.1   | 748.7       | 12.2             | SW               | 5                   | sub <sup>o</sup>  |
|   | Shields                             | 747.0                | -0.3        | 6.7       | SW              | 6                | sub <sup>o</sup>    | M. gr <sup>a</sup> | 8.4                                    | 10.0                          | 2.9   | 743.5       | 2.4              | W                | 7                   | lluvia            |
|   | Valentia                            | 749.6                | 0.6         | 11.1      | S               | 5                | lluvia              | M. gr <sup>a</sup> | 9.1                                    | 11.7                          | 5.6   | 751.9       | 6.1              | WNW              | 2                   | sub <sup>o</sup>  |
| Francia   | Gris Nez                            | 766.6                | 0.1         | 6.4       | SW              | 6                | e. sub <sup>o</sup> |                    | 7                                      | -6                            | 762.7   | 6.4         | S                | 2                | e. sub <sup>o</sup> |                   |
|   | St. Mathieu                         | 768.5                | 0.2         | 10.0      | S               | 5                | e. sub <sup>o</sup> | M. gr <sup>a</sup> | 11                                     | 9                             | 764.1   | 10.0        | SW               | 5                | nubla               |                   |
|   | Isla de Aix                         | 770.5                | 0.4         | 3.2       | SE              | 3                | e. sub <sup>o</sup> | Risa <sup>a</sup>  | 10                                     | 2                             | 769.8   | 7.0         | SE               | 3                | sub <sup>o</sup>    |                   |
|   | Biarritz                            | 770.0                | 0.0         | 9.4       | SE              | 2                | e. d <sup>o</sup>   | M. da              | 13                                     | 7                             | 768.7   | 11.8        | S                | 2                | S <sup>o</sup>      |                   |
|   | Paris                               | 771.1                | 0.5         | 2.2       | S               | 2                | sub <sup>o</sup>    |                    | 5.4                                    | -1.2                          | 769.1   | 2.3         | S                | 2                | S <sup>o</sup>      |                   |
|   | Clermont                            | 774.9                | 0.6         | -2.1      | S               | 1                | sub <sup>o</sup>    |                    | 6.8                                    | -3.6                          | 771.8   | 2.4         | Cal <sup>a</sup> | 0                | S <sup>o</sup>      |                   |
|   | Perpiñán                            | 772.8                | 0.5         | 3.2       | SW              | 1                | sub <sup>o</sup>    |                    | 10.2                                   | 1.5                           | 771.3   | 1.2         | Cal <sup>a</sup> | 0                | sub <sup>o</sup>    |                   |
|   | Cabo Sicié                          | 773.1                | 0.2         | 6.6       | NE              | 2                | e. d <sup>o</sup>   |                    | 12                                     | -1                            | 770.6   | 8.2         | W                | 3                | e. sub <sup>o</sup> |                   |
|   | Niza                                | 774.1                | 0.5         | 2.8       | NE              | 2                | S <sup>o</sup>      | Risa <sup>a</sup>  | 11                                     | 2                             | 772.4   | 2.8         | NE               | 2                | S <sup>o</sup>      |                   |
| Italia  | Liorna                              | 773.6                | -0.0        | 3.2       | SE              | 1                | S <sup>o</sup>      |                    |  |                               | 771.5   | 7.0         | NE               | 1                | S <sup>o</sup>      |                   |
|   | Roma                                | 773.3                |             | 0.0       | N               | 1                | S <sup>o</sup>      |                    |  |                               | 771.5   | 6.0         | NW               | 0                | e. d <sup>o</sup>   |                   |
|   | Cagliari                            | 777.3                |             | 5.0       | SW              | 3                | S <sup>o</sup>      |                    |  |                               | 769.8   | 12.5        | SE               | 3                | e. sub <sup>o</sup> |                   |
|   | Palermo                             | 772.3                |             | 7.0       | S               | 0                | sub <sup>o</sup>    |                    |  |                               | 771.0   | 7.2         | SE               | 0                | S <sup>o</sup>      |                   |
| Portugal  | Porto                               | 770.7                | 0.1         | 2.0       | SW              | 4                | sub <sup>o</sup>    | M. da              | 10                                     | 5                             | 770.7   | 8.6         | SE               | 4                | S <sup>o</sup>      |                   |
|   | Lisboa                              | 769.2                | 2.1         | 1.5       | SE              | 3                | S <sup>o</sup>      | M. opa             | 15                                     | 7                             | 769.7   | 11.6        | Cal <sup>a</sup> | 1                | e. d <sup>o</sup>   |                   |
|   | Lagos                               | 770.9                | 0.5         | 13.2      | S               | 4                | S <sup>o</sup>      | M. da              | 17                                     | 2                             | 768.2   | 5.0         | Cal <sup>a</sup> | 0                | e. d <sup>o</sup>   |                   |
|   | Horta                               | 747.1                | -0.4        | 11.2      | NW              | 5                | lluvia              | M. gr <sup>a</sup> | 10                                     | 16                            | 10  | 755.9       | 12.4             | S                | 5                   | sub <sup>o</sup>  |
|   | Angra                               | 757.4                | 1.2         | 12.4      | NE              | 4                | sub <sup>o</sup>    | M. gr <sup>a</sup> | 11                                     | 16                            | 11  | 754.0       | 15.2             | SE               | 5                   | sub <sup>o</sup>  |
|   | Punta Delgada                       | 756.9                | 0.4         | 15.4      | S               | 4                | e. sub <sup>o</sup> | M. da              | 1                                      | 17                            | 15  | 757.3       | 5.6              | S                | 7                   | e. d <sup>o</sup> |
|   | Funchal                             | 763.1                | -0.3        | 15.3      | SE              | 2                | sub <sup>o</sup>    | M. da              | 20                                     | 13                            | 763.9   | 15.1        | SE               | 3                | sub <sup>o</sup>    |                   |
| Marruecos<br>y Argelia                          | Tánger                              | 762.6                |             | 12.2      | SE              | 1                | e. d <sup>o</sup>   | Risa <sup>a</sup>  | 17                                     | 11                            | 761.7   | 10.0        | NE               | 2                | e. d <sup>o</sup>   |                   |
|   | Casablanca                          |                      |             |           |                 |                  |                     |                    |  |                               |   |             |                  |                  |                     |                   |
|   | Nemours                             |                      |             |           |                 |                  |                     |                    |  |                               |   |             |                  |                  |                     |                   |
|   | Argel                               |                      |             |           |                 |                  |                     |                    |  |                               |   |             |                  |                  |                     |                   |
|   | Cap de Garde<br>Túnez               |                      |             |           |                 |                  |                     |                    |  |                               |   |             |                  |                  |                     |                   |

#### Radiogramas

Precios de suscripción

Un año...18...pesetas. Un semestre...9...pesetas.

Administrador { Habilitado del material de la Dirección general del Instituto Geográfico y Estadístico. Madrid

Dirección : Adresse : Address :

Señor

Jefe del Observatorio Central Meteorológico

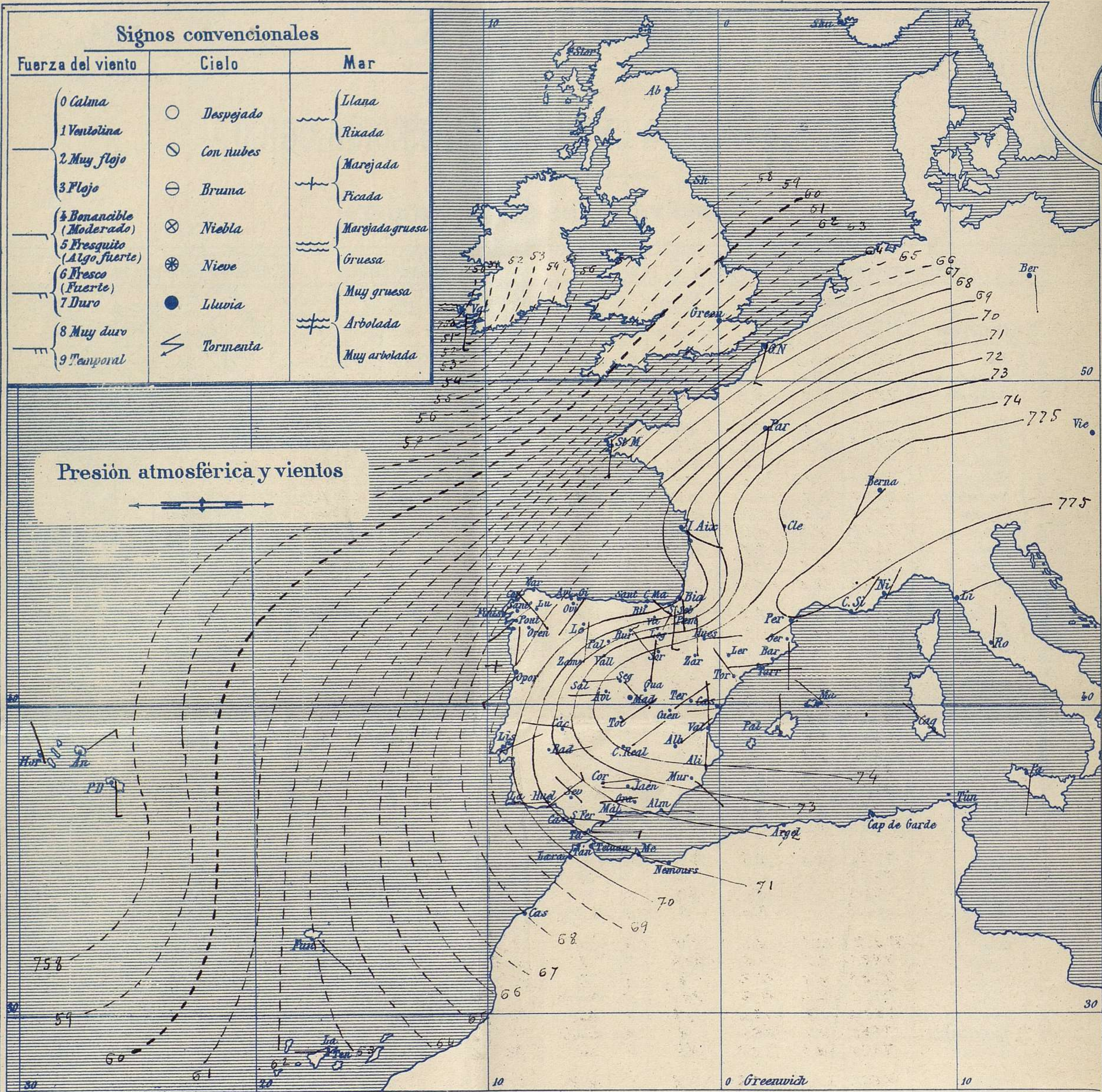
Parque del Retiro

Madrid. (ESPAÑA)

Apartado n.º 285.

Sección de Artes gráficas





**Estado general**

Las presiones débiles se hallan al Occidente de Europa y las llevadas sobre el continente (775 mm).

Por toda la península Ibérica el tiempo es bueno, aunque de cielo nublado, vientos flojos de la región del Este y temperatura poco elevada: la máxima de ayer fue de 17 grados en Sevilla y la mínima de hoy ha sido de 5 grados bajo cero en Zamora y Pamplona.

El mar está poco agitado por todas nuestras costas.  
Sopla Levante en el Estrecho de Gibraltar

*Sánchez*

El Director general: Martin Sánchez

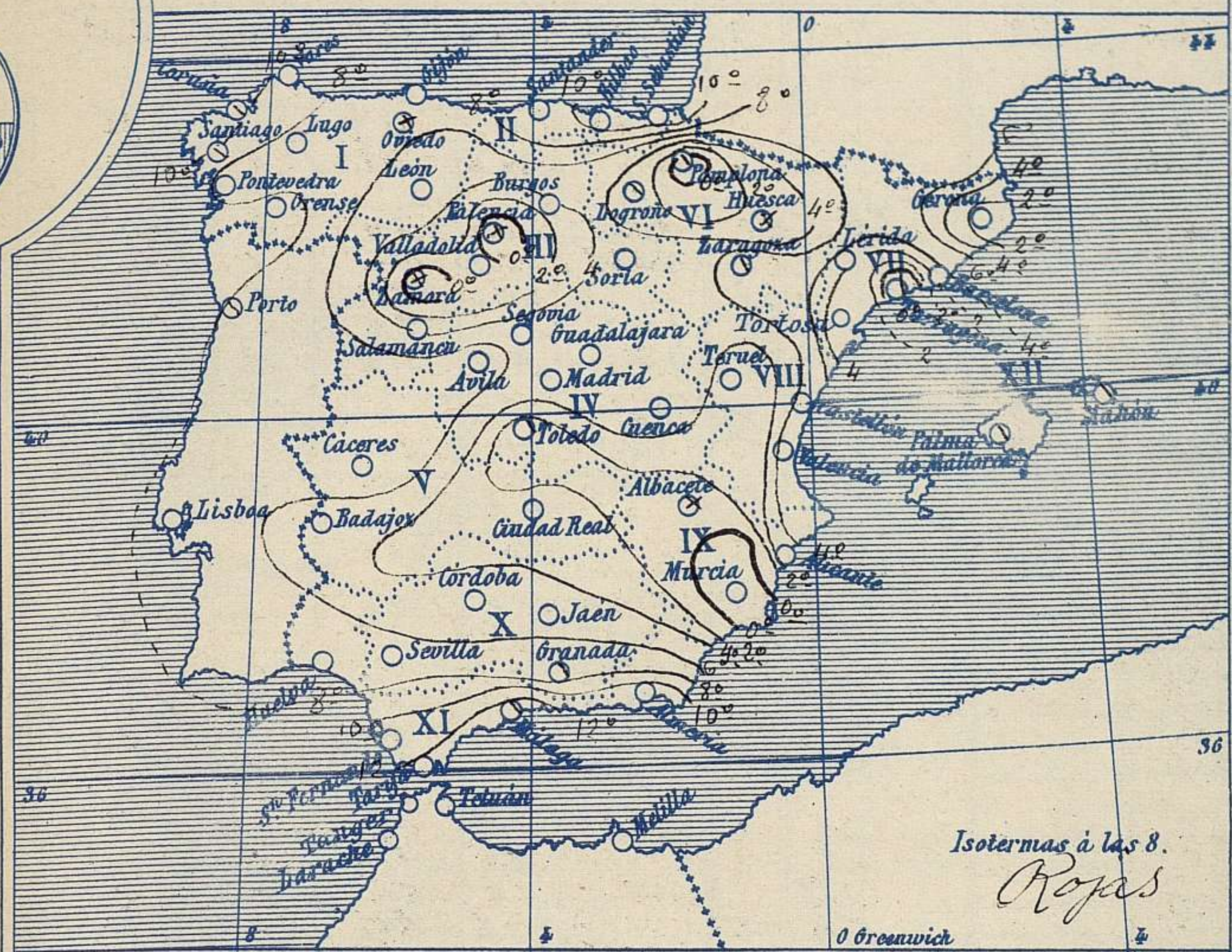
El Ingeniero Geógrafo Jefe del Observatorio. J. Galbis





Temperaturas y Lluvias

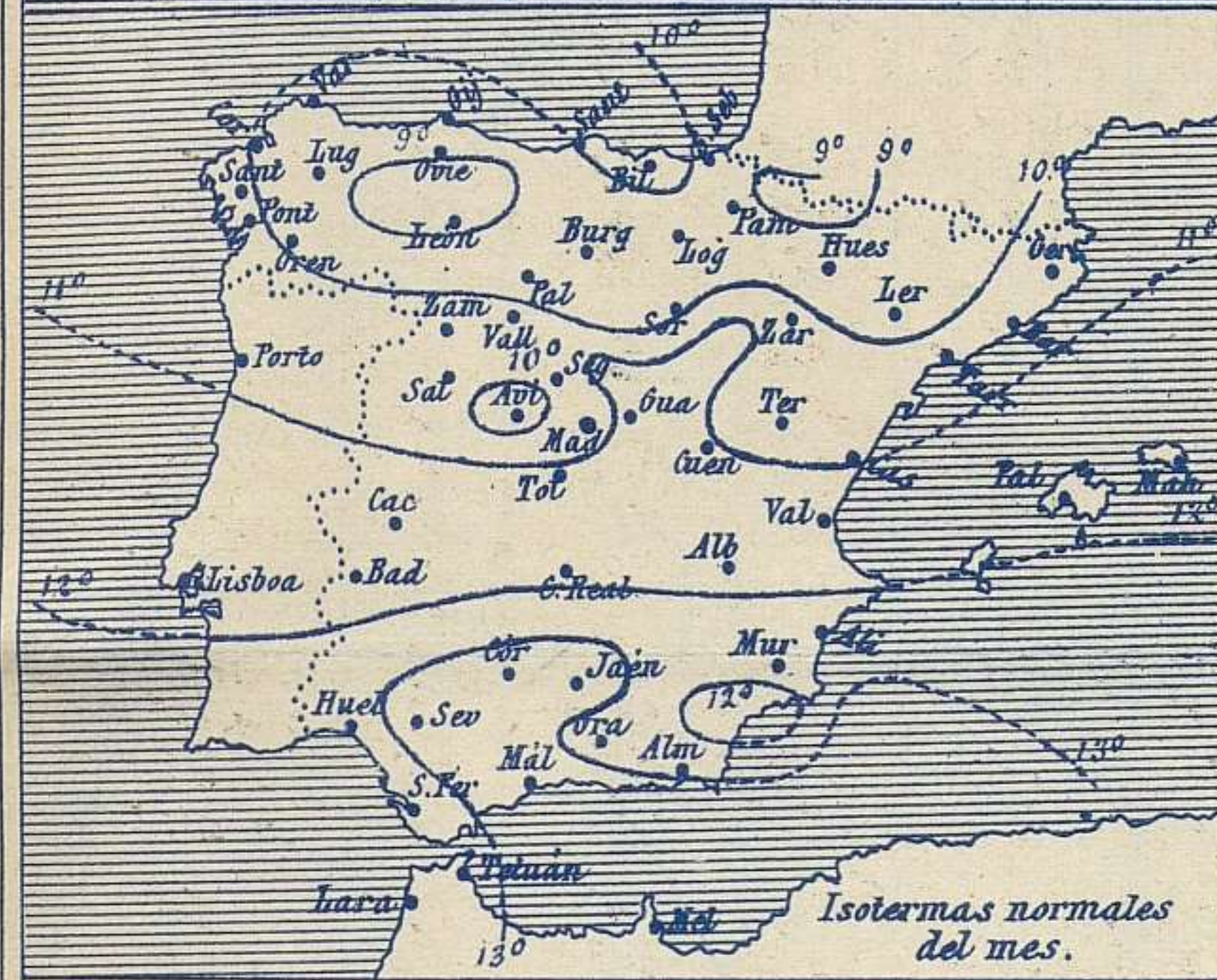
Tiempo probable



EN LAS REGIONES

- I
- II
- III
- IV
- V
- VI
- VII
- VIII
- IX
- X
- XI
- XII

No se hace predicción



Los números colocados al lado de ● designan m/m de lluvia recogida.

Telegrama para las Comandancias de Marina depositado a las ..... h ..... m

No se envia telegrama

Observaciones de Madrid entre 12<sup>h</sup> del día 31 y 12<sup>h</sup> del día 1

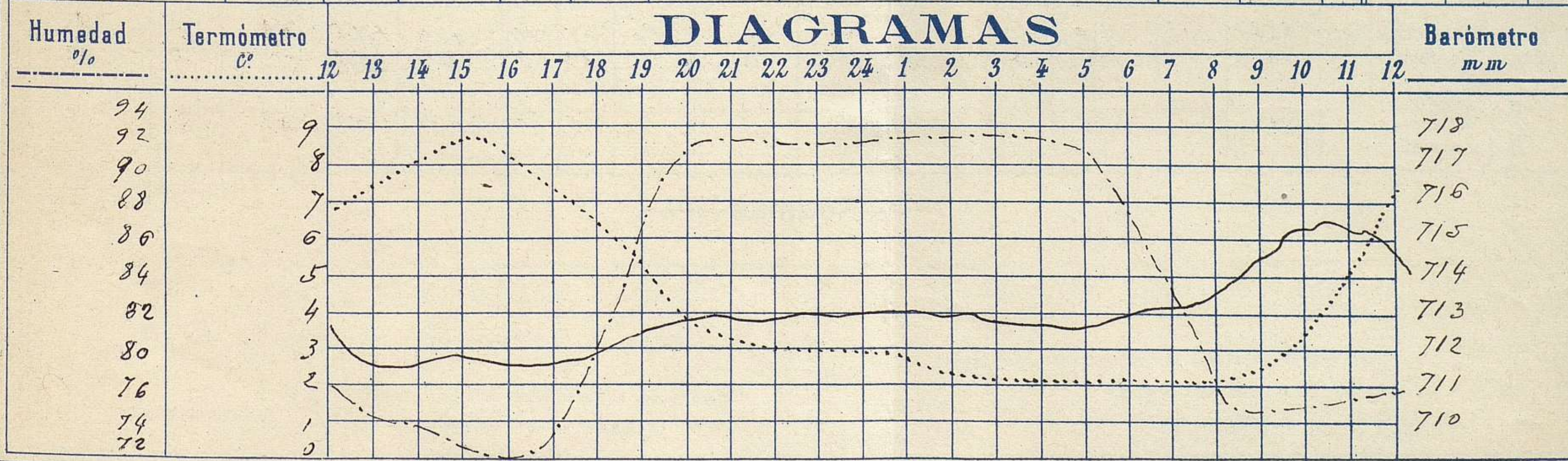
Observaciones aerológicas

PARQUE DEL RETIRO (Altitud 667 m<sup>s</sup>)

Hora .....

| Hora | Barómetro<br>m m | Termómetro<br>C° | Humedad<br>% | Viento    |                       | Lluvia<br>Nieve | Estado<br>del<br>Cielo | Notas                    | Observaciones aerológicas |                         |                 |                   |
|------|------------------|------------------|--------------|-----------|-----------------------|-----------------|------------------------|--------------------------|---------------------------|-------------------------|-----------------|-------------------|
|      |                  |                  |              | Dirección | F <sup>ra</sup> 0 a 9 |                 |                        |                          | Alturas                   | Dirección<br>del viento | Fuerza<br>0 a 9 |                   |
| 12   | 712.74           | 6.9              | 78           | N.E.      | 0                     |                 | nub.                   | La máx. a la sombra 8.9  |                           |                         |                 |                   |
| 16   | 711.86           | 8.0              | 72           | Calma     | 0                     |                 | Desp.                  | Id. mín. 2.8             |                           |                         |                 |                   |
| 20   | 712.90           | 3.8              | 91           | Id.       | 0                     |                 | Id.                    | Horas de sol desp. en el |                           |                         |                 |                   |
| 24   | 713.90           | 3.0              | 91           | S.E.      | 1                     |                 | C. Desp.               | Id. de ayer 5 h 30 m     |                           |                         |                 | No se llama Globo |
| 4    | 712.95           | 2.1              | 91           | N.E.      | 2                     |                 | nub.                   |                          |                           |                         |                 |                   |
| 8    | 713.68           | 2.0              | 77           | Id.       | 1                     |                 | C. cub.                |                          |                           |                         |                 |                   |
| 12   | 714.28           | 7.6              | 78           | Id.       | 1                     |                 | nub.                   |                          |                           |                         |                 |                   |

DIAGRAMAS





# Observaciones de España

| Observaciones de la mañana á 8 horas |                                     |                      |             |           |                 |                  |                |                 |                                      | Id. en las 24 horas |  |             | Id. de la vispera á 16 horas |        |                  |                |
|--------------------------------------|-------------------------------------|----------------------|-------------|-----------|-----------------|------------------|----------------|-----------------|--------------------------------------|---------------------|--|-------------|------------------------------|--------|------------------|----------------|
| Estaciones                           | Barómetro                           |                      | Temperatura | Viento    |                 | Estado del cielo | Estado del mar | Lluvia ó nieve  | Temp <sup>s</sup> extr <sup>as</sup> |                     | Barom <sup>o</sup> á 0 <sup>o</sup> y al nivel del mar | Temperatura | Viento                       |        | Estado del cielo |                |
|                                      | á 0 <sup>o</sup> y al nivel del mar | Variación en 3 horas |             | Dirección | F <sup>ra</sup> |                  |                |                 | Max <sup>o</sup>                     | Min <sup>o</sup>    |  |             | Dirección                    | Fuerra |                  |                |
| Región del N.W. I.                   | La Coruña                           | 762.3                |             | 10.0      | S.E.            | 1                | calo.          | M <sup>da</sup> |                                      |                     | 762.2  | 14.0        | S.W.                         | 2      | cus.             |                |
|                                      | Vares                               |                      |             |           |                 |                  |                |                 |                                      |                     |  |             |                              |        |                  |                |
|                                      | Avilés                              |                      |             |           |                 |                  |                |                 |                                      |                     |  |             |                              |        |                  |                |
|                                      | Gijón                               | 762.7                | 0.4         | 6.2       | S.W.            | 2                | c. de nubl.    | llana           |                                      |                     | 762.7  | 13.0        | N.W.                         | 0      | N <sup>o</sup>   |                |
|                                      | Oviedo                              | 762.9                |             | 6.6       | S.W.            | 0                | nubl.          |                 |                                      |                     | 762.8  | 14.4        | N.E.                         | 1      | c. d.            |                |
|                                      | Finisterre                          |                      |             |           |                 |                  |                |                 |                                      |                     |  |             |                              |        |                  |                |
|                                      | Santiago                            | 762.8                | 0.2         | 8.6       | S.W.            | 2                | nubl.          |                 |                                      |                     | 762.2  | 12.8        | S.W.                         | 2      | nubl.            |                |
|                                      | Pontevedra                          | 762.8                | 0.2         | 7.4       | S.              | 1                | N <sup>o</sup> |                 |                                      |                     | 762.7  | 13.2        | S.W.                         | 1      | c. d.            |                |
| Región Cantábrica II                 | Lugo                                |                      |             | 6.5       | S.              | 2                | c. d.          |                 |                                      |                     | 12.1   | 14.5        | S.W.                         | 1      | N <sup>o</sup>   |                |
|                                      | Orense                              | 762.6                | 1.4         | 7.5       | S.              | 2                | c. d.          |                 |                                      |                     | 15.0   | 10.0        | S.W.                         | 0      | c. d.            |                |
|                                      | León                                | 772.1                |             | 2.5       | S.              | 2                | N <sup>o</sup> |                 |                                      |                     | 4.2  | 2.2         | S.W.                         | 1      | c. d.            |                |
|                                      | Santander                           | 760.2                |             | 9.3       | S.W.            | 4                | c. d.          | M <sup>da</sup> |                                      |                     | 767.4  | 13.1        | S.                           | 5      | N <sup>o</sup>   |                |
|                                      | Punta Galea                         | 767.3                |             | 9.0       | S.E.            | 4                | nubl.          | M <sup>da</sup> |                                      |                     | 767.4  | 13.1        | S.W.                         | 4      | N <sup>o</sup>   |                |
|                                      | Bilbao                              | 769.7                |             | 10.0      | S.E.            | 4                | c. d.          |                 |                                      |                     | 769.0  | 14.8        | N.W.                         | 0      | N <sup>o</sup>   |                |
|                                      | Cabo Machichaco                     |                      |             |           |                 |                  |                |                 |                                      |                     |  |             |                              |        |                  |                |
|                                      | San Sebastián                       | 770.7                | 0.2         | 13.2      | S.              | 5                | c. d.          | llana           |                                      |                     | 762.0  | 16.6        | S.                           | 3      | c. d.            |                |
| Región del Duero III                 | Zamora                              | 772.9                | 1.0         | -2.3      | N.E.            | 0                | nubl.          |                 |                                      |                     | 9.5  | 7.1         | N.E.                         | 0      | nubl.            |                |
|                                      | Palencia                            | 774.2                | 0.2         | -2.4      | N.E.            | 0                | nubl.          |                 |                                      |                     | 8.4  | 7.0         | N.E.                         | 1      | N <sup>o</sup>   |                |
|                                      | Burgos                              | 772.9                | 0.1         | -2.4      | S.E.            | 0                | c. d.          |                 |                                      |                     | 7.1  | 6.8         | S.W.                         | 0      | N <sup>o</sup>   |                |
|                                      | Soria                               | 775.9                | 0.4         | -1.2      | N.E.            | 0                | N <sup>o</sup> |                 |                                      |                     | 9.3  | 7.1         | N.E.                         | 2      | N <sup>o</sup>   |                |
|                                      | Valladolid                          | 774.2                |             | -2.2      | N.E.            | 0                | c. d.          |                 |                                      |                     | 15.3   | 10.0        | S.W.                         | 0      | N <sup>o</sup>   |                |
|                                      | Salamanca                           | 771.4                | 0.4         | -2.2      | S.              | 2                | N <sup>o</sup> |                 |                                      |                     | 11.2   | 9.6         | S.E.                         | 1      | N <sup>o</sup>   |                |
|                                      | Ávila                               | 772.9                |             | 0.6       | N.              | 0                | N <sup>o</sup> |                 |                                      |                     | 8.2  | 5.4         | S.W.                         | 1      | N <sup>o</sup>   |                |
|                                      | Segovia                             | 773.7                | 1.0         | -0.5      | S.E.            | 1                | N <sup>o</sup> |                 |                                      |                     | 9.1  | 7.0         | S.W.                         | 1      | N <sup>o</sup>   |                |
| Región Central IV                    | Madrid                              | 774.5                | 0.8         | 2.0       | N.E.            | 1                | c. d.          |                 |                                      |                     | 13.3   | 7.7         | N.E.                         | 0      | N <sup>o</sup>   |                |
|                                      | Toledo                              | 774.6                | 0.5         | -1.4      | N.E.            | 2                | nubl.          |                 |                                      |                     | 11.2   | 10.8        | N.E.                         | 0      | N <sup>o</sup>   |                |
|                                      | Guadalajara                         | 774.4                | 0.6         | 0.2       | N.              | 0                | nubl.          |                 |                                      |                     | 10.1   | 9.4         | N.                           | 1      | c. d.            |                |
|                                      | Cuenca                              | 774.0                | 0.4         | -3.0      | N.E.            | 1                | c. d.          |                 |                                      |                     | 10.2   | 8.6         | S.E.                         | 1      | c. d.            |                |
|                                      | Cáceres                             | 772.2                |             | 5.6       | N.              | 0                | N <sup>o</sup> |                 |                                      |                     | 14.3   | 13.2        | N.E.                         | 1      | N <sup>o</sup>   |                |
|                                      | Badajoz                             | 771.9                | 0.5         | 3.8       | S.              | 1                | N <sup>o</sup> |                 |                                      |                     | 15.3   | 14.8        | S.                           | 1      | N <sup>o</sup>   |                |
|                                      | Ciudad Real                         | 773.9                | 0.8         | -0.4      | N.E.            | 1                | N <sup>o</sup> |                 |                                      |                     | 13.2   | 14.1        | S.W.                         | 1      | N <sup>o</sup>   |                |
|                                      | Logroño                             | 771.3                |             | -0.8      | S.              | 0                | nubl.          |                 |                                      |                     | 7.2  | 0.0         | S.                           | 0      | N <sup>o</sup>   |                |
| Alto Ebro VI                         | Pamplona                            | 770.0                |             | -3.0      | S.              | 0                | nubl.          |                 |                                      |                     | 9.5  | 7.0         | S.                           | 0      | N <sup>o</sup>   |                |
|                                      | Huesca                              | 774.8                | 1.1         | -0.2      | S.              | 2                | nubl.          |                 |                                      |                     | 12.5   | 9.0         | S.W.                         | 0      | N <sup>o</sup>   |                |
|                                      | Zaragoza                            | 774.1                |             | 7.0       | N.W.            | 1                | nubl.          |                 |                                      |                     | 12.0   | 6.0         | S.E.                         | 2      | nubl.            |                |
|                                      | Lérida                              | 775.0                | 0.0         | 0.2       | S.              | 0                | c. d.          |                 |                                      |                     | 14.2   | 12.2        | S.                           | 2      | nubl.            |                |
|                                      | Gerona                              | 772.8                |             | 7.3       | N.W.            | 2                | c. d.          | M <sup>da</sup> |                                      |                     | 14.6   | 11.1        | S.W.                         | 2      | c. d.            |                |
|                                      | Barcelona                           | 772.1                | 0.0         | -0.2      | S.              | 1                | nubl.          |                 |                                      |                     | 6.1  | 5.4         | N.E.                         | 1      | N <sup>o</sup>   |                |
|                                      | Tarragona                           | 774.4                | 0.8         | 1.8       | N.W.            | 1                | c. d.          |                 |                                      |                     | 15.0   | 12.2        | S.W.                         | 2      | c. d.            |                |
|                                      | Tortosa                             |                      |             |           |                 |                  |                |                 |                                      |                     |  |             |                              |        |                  |                |
| Cataluña VII                         | Teruel                              | 774.6                |             | -1.8      | S.              | 0                | nubl.          |                 |                                      |                     | 2.1  | 8.6         | S.                           | 0      | N <sup>o</sup>   |                |
|                                      | Castellón                           | 774.1                | 1.0         | 6.2       | N.              | 0                | c. d.          | M <sup>da</sup> |                                      |                     | 13.6   | 13.0        | S.                           | 0      | c. d.            |                |
|                                      | Valencia                            | 774.2                |             | 7.2       | N.W.            | 1                | c. d.          |                 |                                      |                     | 13.5   | 12.4        | S.W.                         | 0      | c. d.            |                |
|                                      | Albacete                            | 776.3                | 0.7         | -3.1      | N.E.            | 2                | nubl.          |                 |                                      |                     | 12.3   | 10.5        | N.                           | 2      | N <sup>o</sup>   |                |
|                                      | Alicante                            | 773.3                |             | 6.0       | N.              | 0                | N <sup>o</sup> |                 |                                      |                     | 15.6   | 13.0        | S.                           | 3      | c. d.            |                |
|                                      | Murcia                              | 773.7                | -0.3        | -0.5      | S.E.            | 1                | N <sup>o</sup> |                 |                                      |                     | 2.9  | 15.4        | S.                           | 2      | c. d.            |                |
|                                      | Sevilla                             | 770.7                |             | 6.0       | N.W.            | 3                | N <sup>o</sup> |                 |                                      |                     | 17.4   | 16.4        | N.E.                         | 3      | nubl.            |                |
|                                      | Córdoba                             | 771.9                |             | 3.4       | S.              | 1                | c. d.          |                 |                                      |                     | 16.3   | 17.6        | S.                           | 0      | c. d.            |                |
| Región del Guadalquivir X del SE IX  | Jaén                                | 772.3                | 0.0         | 6.6       | N.              | 1                | N <sup>o</sup> |                 |                                      |                     | 15.5   | 13.2        | S.                           | 0      | N <sup>o</sup>   |                |
|                                      | Granada                             | 772.3                |             | 4.8       | N.              | 1                | nubl.          |                 |                                      |                     | 14.3   | 11.6        | S.W.                         | 2      | c. d.            |                |
|                                      | Huelva                              | 771.0                |             | 7.7       | N.E.            | 5                | N <sup>o</sup> |                 |                                      |                     | 2.8  | 11.3        | S.W.                         | 3      | nubl.            |                |
|                                      | San Fernando                        | 769.3                | 0.2         | 11.3      | S.W.            | 4                | N <sup>o</sup> |                 |                                      |                     | 16.8   | 13.0        | S.                           | 3      | c. d.            |                |
|                                      | Tarifa                              | 769.8                | 0.7         | 13.5      | S.              | 6                | c. d.          | M <sup>da</sup> |                                      |                     | 15.1   | 14.3        | S.W.                         | 4      | nubl.            |                |
|                                      | Málaga                              | 772.9                |             | 13.0      | S.              | 3                | nubl.          | M <sup>da</sup> |                                      |                     | 15.1   | 15.4        | S.                           | 2      | nubl.            |                |
|                                      | Almería                             | 772.5                |             | 11.2      | S.              | 1                | c. d.          | llana           |                                      |                     | 15.1   | 14.2        | S.                           | 1      | nubl.            |                |
|                                      | Costa del Sur XI                    | Palma                | 774.1       | 1.8       | 6.6             | N.               | 3              | nubl.           | M <sup>da</sup>                      |                     |  | 15.6        | 14.0                         | N.     | 5                | nubl.          |
| Mahón                                |                                     | 774.2                | 0.8         | 10.0      | N.W.            | 1                | nubl.          |                 |                                      |                     | 13.6   | 12.2        | N.E.                         | 2      | c. d.            |                |
| Sta Cruz de Ten <sup>o</sup>         |                                     | 763.1                | -0.2        | 13.0      | N.              | 0                | nubl.          | llana           |                                      |                     | 9.2  | 18.8        | S.                           | 0      | N <sup>o</sup>   |                |
| Laguna                               |                                     | 763.6                | 0.6         | 11.1      | N.W.            | 0                | nubl.          | llana           |                                      |                     | 17.8   | 14.2        | S.                           | 3      | N <sup>o</sup>   |                |
| Canarias XII                         |                                     | Tetuan               | 767.0       |           | 13.6            | N.               | 2              | N <sup>o</sup>  |                                      |                     |  | 16.9        | 15.2                         | N.E.   | 2                | N <sup>o</sup> |
|                                      |                                     | Melilla              |             |           |                 |                  |                |                 |                                      |                     |  |             |                              |        |                  |                |
|                                      |                                     | Larache              |             |           |                 |                  |                |                 |                                      |                     |  |             |                              |        |                  |                |

— Noticias —