

# DIRECCIÓN GENERAL DEL INSTITUTO GEOGRÁFICO Y ESTADÍSTICO

AÑO XXI

BOLETÍN

1913

Núm. 320

DEL

16 de Noviembre

## OBSERVATORIO CENTRAL METEOROLÓGICO

### Observaciones del Extranjero

| Observaciones de la mañana á las 7 <sup>h</sup> |                         |                      |             |           |                 |                  | Id. en las 24 horas |                |                | Id. de la vispera por la tarde |                                |             |           |                  |                     |                     |                  |
|---|-------------------------|----------------------|-------------|-----------|-----------------|------------------|---------------------|----------------|----------------|--------------------------------|--------------------------------|-------------|-----------|------------------|---------------------|---------------------|------------------|
| Estaciones                                      | Barómetro               |                      | Temperatura | Viento    |                 | Estado del cielo | Estado del mar      | Lluvia ó nieve | Temp. extr. as |                                | Barom. á 0° y al nivel del mar | Temperatura | Viento    |                  | Estado del cielo    |                     |                  |
|   | á 0° y al nivel del mar | Variación en 3 horas |             | Dirección | F <sup>va</sup> |                  |                     |                | Max.º          | Min.º                          |                                |             | Dirección | F <sup>va</sup>  |                     |                     |                  |
| Escandinavia                                    | Bodo                    | 743.0                | +1.2        | 5.4       | 0               | 4                | nb <sup>o</sup>     | Rizada         | 7              | 5                              | 743.2                          | 5.4         | N.N.E     | 2                | sub <sup>o</sup>    |                     |                  |
|   | Cristiansund            | 743.7                | +0.3        | 3.8       | N.E             | 1                | e. d.º              | M. lla         | 1              | 8                              | 741.4                          | 6.2         | calma     | 0                | sub <sup>o</sup>    |                     |                  |
|   | Shudesnoes              | 743.7                | +1.0        | 6.3       | S.E             | 4                | c. sub <sup>o</sup> | M. lla         | 3              | 7                              | 742.3                          | 7.2         | S.W       | 4                | c. sub <sup>o</sup> |                     |                  |
| Europa Oriental y Central                       | Riga                    | 743.5                | +0.3        | 5.6       | S.W             | 1                | sub <sup>o</sup>    |                | 4              |                                | 747.2                          | 5.0         | S.W       | 1                | sub <sup>o</sup>    |                     |                  |
|   | Moscou                  | 753.0                | +1.1        | 4.1       | S.W             | 3                | sub <sup>o</sup>    |                |                |                                | 749.7                          | 4.7         | N.S.W     | 2                | e. d.º              |                     |                  |
|   | Nicolaiev               | 751.3                |             | 10.8      | S.E             | 0                | nb <sup>o</sup>     |                |                |                                | 756.4                          | 11.1        | ?         | 0                | e. sub <sup>o</sup> |                     |                  |
|   | Feldkirch               | 762.6                | +4.5        | 4.3       | N.E             | 1                | sub <sup>o</sup>    |                | 8              | 9                              | 762.2                          | 4.9         | S.W       | 1                | sub <sup>o</sup>    |                     |                  |
|   | Cernorvitz              | 756.2                | -0.2        | 5.2       | N               | 1                | Lluvia              |                | 2              | 15                             | 757.7                          | 3.4         | N.N.W     | 1                | sub <sup>o</sup>    |                     |                  |
|   | Cracovia                | 757.2                | +0.3        | 5.6       | S.W             | 2                | sub <sup>o</sup>    |                |                |                                | 756.0                          | 5.6         | N.S.W     | 1                | sub <sup>o</sup>    |                     |                  |
|   | Pola                    | 761.3                | +0.4        | 4.9       | S               | 1                | D <sup>o</sup>      |                | 15             | 15                             | 758.0                          | 3.6         | N.N.W     | 5                | Lluvia              |                     |                  |
|   | Viena                   | 758.9                | +0.1        | 6.7       | N               | 3                | e. d.º              |                |                |                                | 757.2                          | 3.1         | N         | 3                | sub <sup>o</sup>    |                     |                  |
|   | Berlin                  | 752.1                | -1.1        | 5.4       | S.W             | 2                | e. sub <sup>o</sup> |                |                |                                | 751.8                          | 3.0         | N         | 2                | sub <sup>o</sup>    |                     |                  |
| Berna   | 764.9                   |                      | 6.7         | S.W       | 4               | sub <sup>o</sup> |                     |                |                | 764.7                          | 4.7                            | N           | 0         | sub <sup>o</sup> |                     |                     |                  |
| Islas Británicas                                | Stornoway               | 746.3                | +1.0        | 5.6       | N.S.W           | 4                | e. sub <sup>o</sup> | M. lla         | 6.3            | 6.1                            | 3.3                            | ?           | 6.1       | S.W              | 5                   | Lluvia              |                  |
|   | Shields                 | 750.3                | +1.5        | 6.7       | N               | 2                | e. sub <sup>o</sup> | M. lla         | 0.7            | 3.9                            | 4.4                            | 746.5       | 6.7       | S.S.W            | 3                   | e. sub <sup>o</sup> |                  |
|   | Valentia                | 759.7                | +1.3        | 10.6      | N.S.W           | 4                | e. sub <sup>o</sup> | M. gra         | 1.0            | 11.1                           | 7.2                            | 755.9       | 11.1      | N                | 6                   | sub <sup>o</sup>    |                  |
| Francia   | Gris Nex                | 758.0                | +0.2        | 10.6      | N               | 7                | nb <sup>o</sup>     | Muy gra        | 1.2            | 9                              | 755.5                          | 11.4        | N         | 7                | sub <sup>o</sup>    |                     |                  |
|   | St. Mathieu             | 765.8                | +1.0        | 12.0      | N               | 4                | sub <sup>o</sup>    | M. lla         | 3              | 1.3                            | 1.3                            | 763.7       | 12.0      | S.W              | 5                   | e. sub <sup>o</sup> |                  |
|   | Isla de Aix             | 767.0                | +1.0        | 12.4      | N               | 4                | sub <sup>o</sup>    | M. lla         | 2              | 14                             | 1.3                            | 763.9       | 12.7      | N.S.W            | 4                   | sub <sup>o</sup>    |                  |
|   | Biarritz                | 769.2                | +0.5        | 13.8      | N.S.W           | 4                | Lluvia              | M. gra         | 4              | 14                             | 1.3                            | 767.2       | 14.0      | ?                | 3                   | sub <sup>o</sup>    |                  |
|   | Paris                   | 761.9                | +1.3        | 9.8       | S.W             | 3                | sub <sup>o</sup>    |                | 1              | 11.9                           | 7.1                            | 759.8       | 9.0       | S.S.W            | 3                   | sub <sup>o</sup>    |                  |
|   | Clermont                | 766.9                | +4.7        | 9.6       | S.W             | 2                | sub <sup>o</sup>    |                | 1              | 12.5                           | 7.8                            | 764.3       | 9.0       | S.E              | 3                   | sub <sup>o</sup>    |                  |
|   | Perpiñan                | 762.2                | +0.6        | 12.8      | N               | 2                | sub <sup>o</sup>    |                |                |                                | 17.6                           | 10.2        | 765.0     | 14.0             | N.W                 | 5                   | sub <sup>o</sup> |
|   | Cabo Sicié              | 763.7                | +0.6        | 9.4       | N               | 6                | e. d.º              | M. ova         | 14             | 9                              | 759.0                          | 11.8        | N.W       | 6                | Lluvia              |                     |                  |
|   | Niza                    | 763.3                | +1.6        | 12.1      | S               | 3                | sub <sup>o</sup>    | M. lla         | 1.8            | 8                              | 759.2                          | 12.7        | N.W       | 3                | D <sup>o</sup>      |                     |                  |
| Italia  | Liorna                  | 761.9                | +0.5        | 12.6      | N.E             | 2                | D <sup>o</sup>      |                | 1              |                                |                                | 759.2       | 16.0      | N                | 4                   | D <sup>o</sup>      |                  |
|   | Roma                    | 762.5                | +1.1        | 8.5       | calma           | 0                | D <sup>o</sup>      |                |                |                                |                                | 759.1       | 12.4      | calma            | 0                   | D <sup>o</sup>      |                  |
|   | Cagliari                | 765.0                |             | 14.5      | N.E             | 2                | D <sup>o</sup>      |                |                |                                |                                | 19.0        | N.W       | 6                | e. d.º              |                     |                  |
|   | Palermo                 | 764.6                | +1.0        | 16.2      | N               | 3                | nb <sup>o</sup>     |                |                |                                |                                | 761.8       | 18.6      | N                | 3                   | sub <sup>o</sup>    |                  |
|   | Porto                   | 774.7                | +1.3        | 11.3      | S.S.E           | 2                | nb <sup>o</sup>     | M. gra         | 2              | 14                             | 11                             | 772.3       | 13.4      | N.N.W            | 3                   | sub <sup>o</sup>    |                  |
| Portugal  | Lisboa                  | 772.9                | +0.9        | 13.5      | N.N.E           | 3                | D <sup>o</sup>      | M. gra         | 17             | 13                             | 771.3                          | 14.1        | N.N.W     | 3                | sub <sup>o</sup>    |                     |                  |
|   | Lagos                   | 771.7                | +1.0        | 16.0      | S               | 3                | D <sup>o</sup>      | Lluvia         | 20             | 12                             | 770.8                          | 14.0        | N         | 1                | D <sup>o</sup>      |                     |                  |
|   | Horta                   | 769.4                | -0.6        | 14.6      | S               | 3                | Lluvia              | M. lla         | 18             | 14                             | 772.0                          | 13.6        | S         | 1                | sub <sup>o</sup>    |                     |                  |
|   | Angra                   |                      |             |           |                 |                  |                     |                |                |                                |                                |             |           |                  |                     |                     |                  |
|   | Punta Delgada           | 770.3                | -0.1        | 14.7      | S.N.E           | 1                | e. sub <sup>o</sup> | Muy gra        | 17             | 15                             | 772.1                          | 15.0        | N.E       | 3                | sub <sup>o</sup>    |                     |                  |
|   | Funchal                 | 769.2                | +1.1        | 17.7      | S               | 3                | sub <sup>o</sup>    | M. lla         | Emp            | 24                             | 18                             | 767.4       | 18.4      | S                | 3                   | sub <sup>o</sup>    |                  |
|   | Tanger                  | 770.9                |             | 11.4      | S.W             | 1                | D <sup>o</sup>      | Rizada         | 18             | 10                             | 768.9                          | 16.8        | N.N.W     | 2                | e. sub <sup>o</sup> |                     |                  |
| Marruecos y Argelia                             | Casablanca              |                      |             |           |                 |                  |                     |                |                |                                |                                |             |           |                  |                     |                     |                  |
|   | Nemours                 |                      |             |           |                 |                  |                     |                |                |                                |                                |             |           |                  |                     |                     |                  |
|   | Argel                   | 767.7                |             | 16.5      | N               | 3                | Lluvia              |                |                |                                |                                |             |           |                  |                     |                     |                  |
|   | Cap de Garde            |                      |             |           |                 |                  |                     |                |                |                                |                                |             |           |                  |                     |                     |                  |
|   | Túnex                   |                      |             |           |                 |                  |                     |                |                |                                |                                |             |           |                  |                     |                     |                  |

#### Radiogramas

#### Precios de suscripción

Un año... 18 pesetas. Un semestre... 9 pesetas.

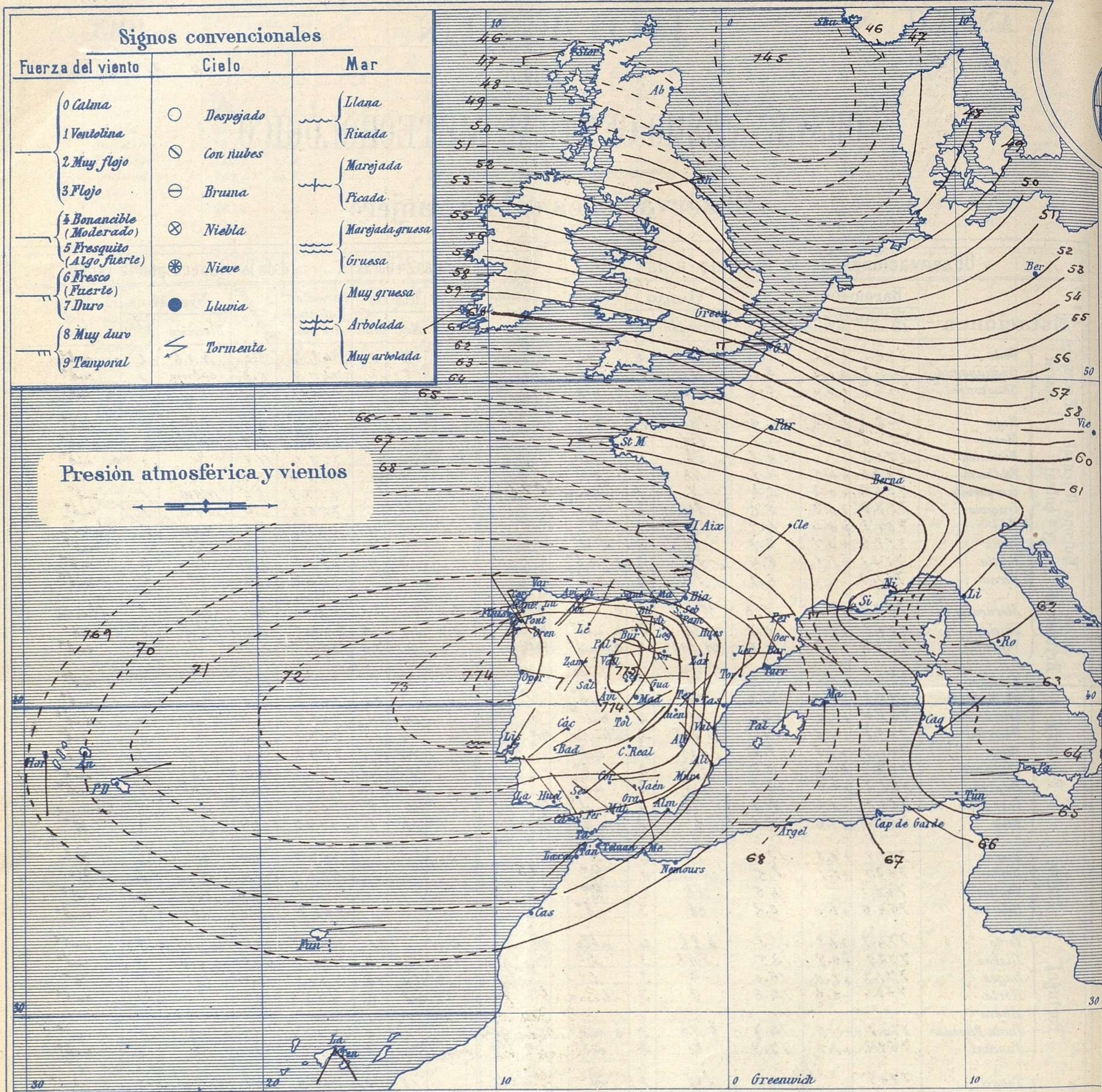
Administrador { Habilitado del material de la Dirección general del Instituto Geográfico y Estadístico. Madrid

#### Dirección: Adresse: Address:

Señor Jefe del Observatorio Central Meteorológico Parque del Retiro

Madrid. (ESPAÑA)

Apartado n.º 285.



**Estado general**

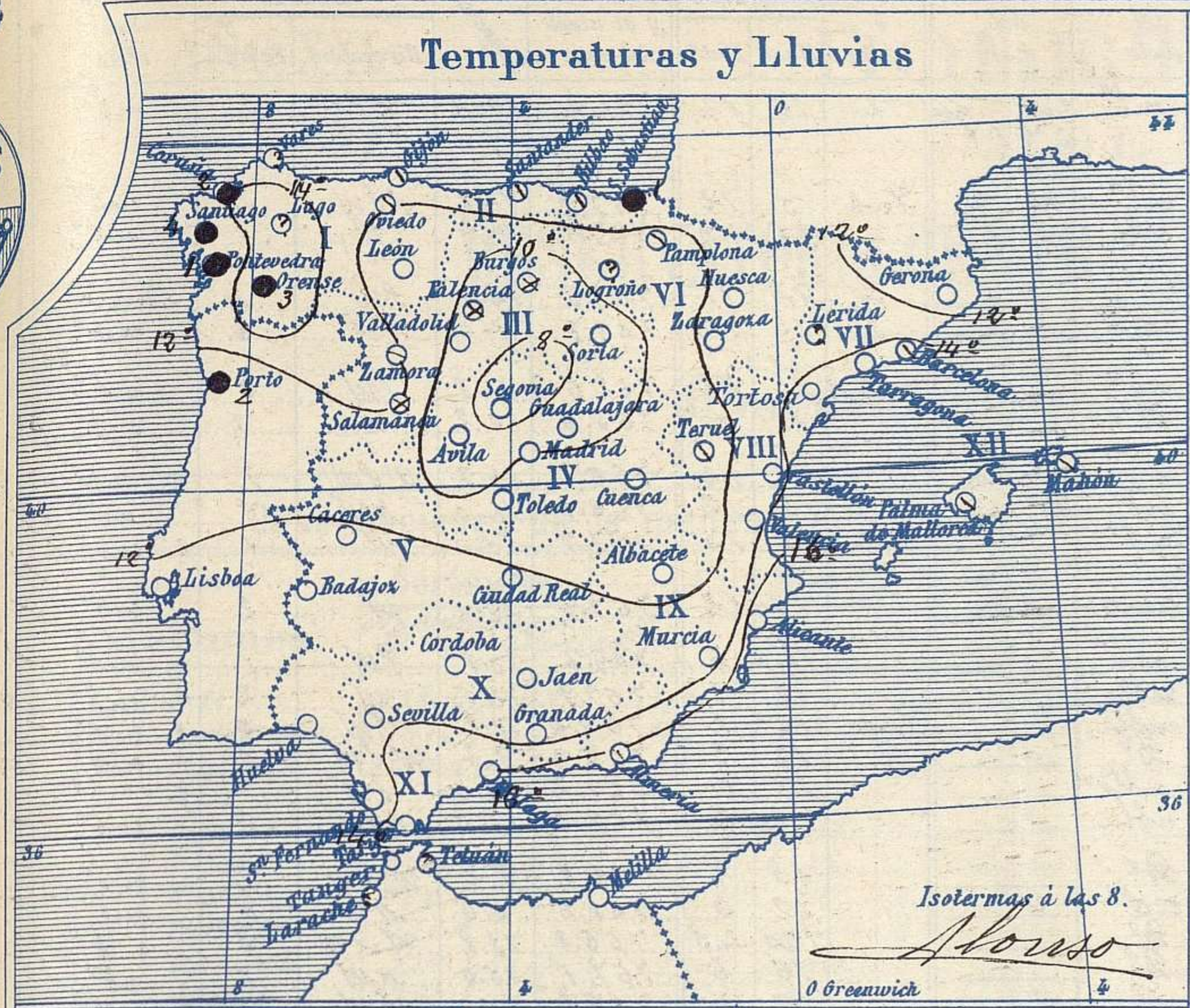
Las bajas presiones se hallan por Escandinavia y Norte de Escocia, existiendo también un secundario en el Golfo de Génova. Un anticiclón de extensa área tiene su centro principal en Castilla la Vieja (775 mm), y su influencia alcanza a casi toda la Europa Occidental y gran parte del Atlántico hasta las islas Azores. En España el tiempo es bueno con vientos flojos de dirección variable excepción hecha de las costas N. y NW, donde se registran algunas nieblas escasas. El mar está agitado en toda esa parte de nuestro litoral.

La temperatura máxima de ayer fue de 24 grados en Alicante y Murcia y la mínima de hoy ha sido de cero grados en Segovia. Juncos

El Director general: Galarza

El Ingeniero Geógrafo Jefe del Observatorio. J. Galbis



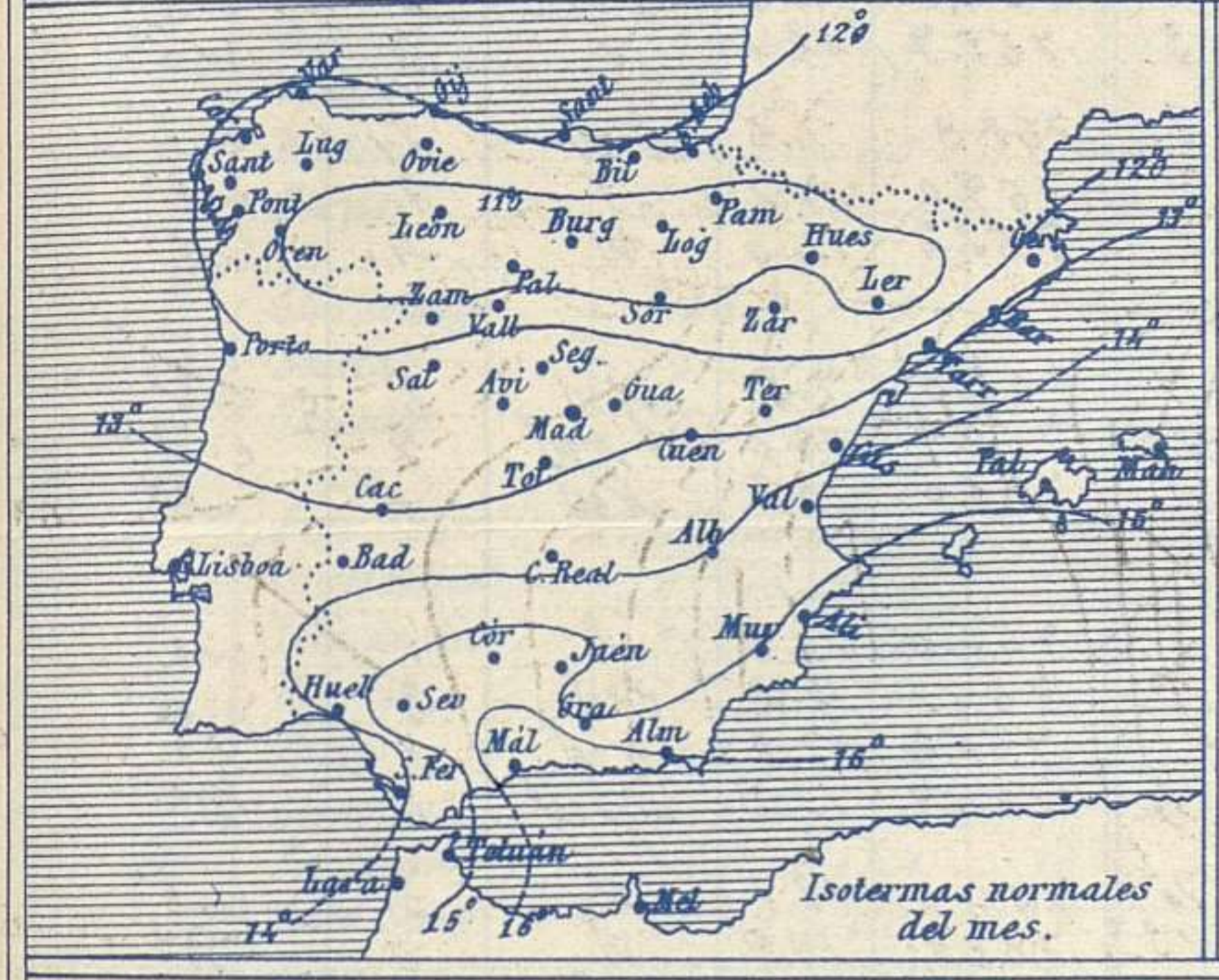


Tiempo probable

EN LAS REGIONES

I  
II  
III  
IV  
V  
VI  
VII  
VIII  
IX  
X  
XI  
XII

No se hizo predicción



Los números colocados al lado de ● designan m/m de lluvia recogida.

Telegrama para las Comandancias de Marina depositado a las.....h.....m

Observaciones de Madrid entre 12<sup>h</sup> del día 15 y 12<sup>h</sup> del día 16

PARQUE DEL RETIRO (Altitud 667 m<sup>s</sup>)

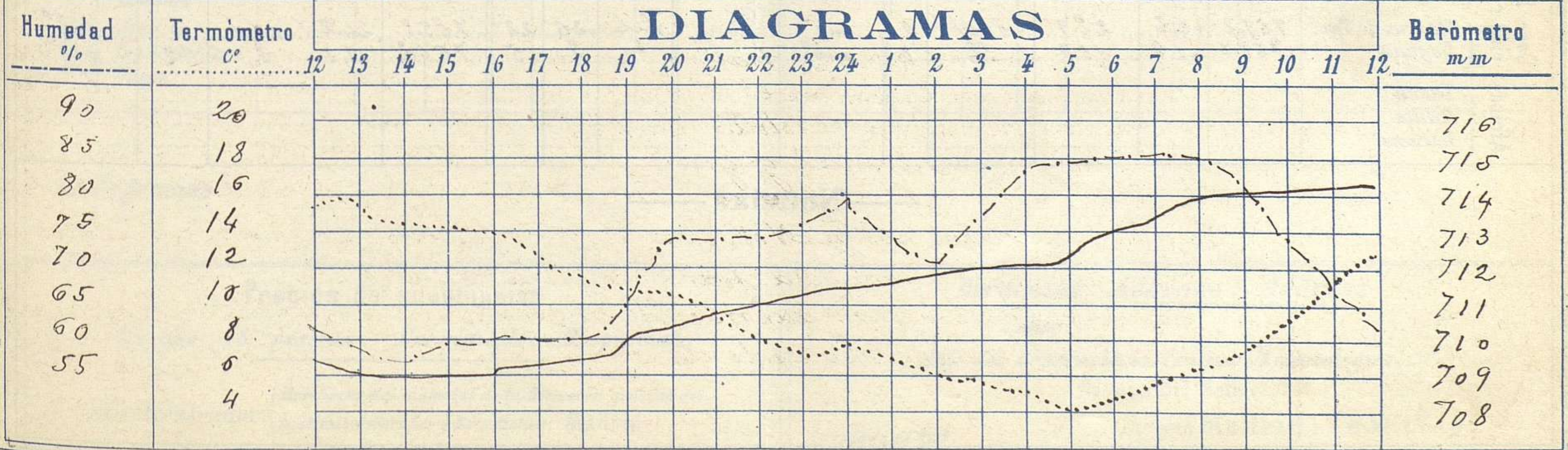
Observaciones aerológicas

Hora.....

| Hora | Barómetro<br>m m | Termómetro<br>C° | Humedad<br>o/o | Viento    |                       | Lluvia<br>o Nieve | Estado<br>del<br>Cielo | Notas                                | Alturas | Dirección<br>del viento | Puerca<br>0 a 9 | Alturas | Dirección<br>del viento | Puerca<br>0 a 9 |
|------|------------------|------------------|----------------|-----------|-----------------------|-------------------|------------------------|--------------------------------------|---------|-------------------------|-----------------|---------|-------------------------|-----------------|
|      |                  |                  |                | Dirección | F <sup>ra</sup> 0 a 9 |                   |                        |                                      |         |                         |                 |         |                         |                 |
| 12   | 70.9.36          | 15.7             | 62             | S         | 1                     | "                 | C. cub.                | Temp. máx. - sombra 16.0             |         |                         |                 |         |                         |                 |
| 16   | 70.9.19          | 13.8             | 61             | WNW       | 3                     | "                 | Td. Desp.              | Td. mín. id. 4.5                     |         |                         |                 |         |                         |                 |
| 20   | 71.0.50          | 10.8             | 75             | NW        | 1                     | "                 | Nuboso                 | Horas de sol despreciado             |         |                         |                 |         |                         |                 |
| 24   | 71.1.50          | 8.0              | 80             | Cal       | 0                     | "                 | C. Desp.               | en el día de ayer                    |         |                         |                 |         |                         |                 |
| 4    | 71.2.26          | 5.5              | 85             | Td        | 0                     | "                 | Desp.                  |                                      |         |                         |                 |         |                         |                 |
| 8    | 71.4.11          | 6.5              | 86             | Td        | 0                     | "                 | Td                     | 5 h <sup>l</sup> - 20 m <sup>s</sup> |         |                         |                 |         |                         |                 |
| 12   | 71.4.51          | 13.2             | 62             | Td        | 0                     | "                 | Td                     |                                      |         |                         |                 |         |                         |                 |

No se lanzó globo

DIAGRAMAS



# Observaciones de España

| Observaciones de la mañana á 8 horas |                                     |                      |             |           |                 |                  | Id. en las 24 horas |                      |                                      | Id. de la vispera á 16 horas |  |             |           |        |                   |                     |  |
|--------------------------------------|-------------------------------------|----------------------|-------------|-----------|-----------------|------------------|---------------------|----------------------|--------------------------------------|------------------------------|--|-------------|-----------|--------|-------------------|---------------------|--|
| Estaciones                           | Barómetro                           |                      | Temperatura | Viento    |                 | Estado del cielo | Estado del mar      | Lluvia ó nieve       | Temp <sup>s</sup> extr <sup>as</sup> |                              | Barom <sup>o</sup> á 0 <sup>o</sup> y al nivel del mar | Temperatura | Viento    |        | Estado del cielo  |                     |  |
|                                      | á 0 <sup>o</sup> y al nivel del mar | Variación en 3 horas |             | Dirección | F <sup>za</sup> |                  |                     |                      | Max <sup>a</sup>                     | Min <sup>a</sup>             |  |             | Dirección | Fuerza |                   |                     |  |
| Región del N.W. I.                   | La Coruña                           | 771.5                | +1.0        | 14.0      | S.W.            | 3                | sub <sup>o</sup>    | mod. g <sup>ra</sup> | 2                                    | 16                           | 12   | 769.2       | 12.4      | N.W.   | 3                 | sub <sup>o</sup>    |  |
|                                      | Vares                               |                      |             |           |                 |                  |                     |                      |                                      |                              |  |             |           |        |                   |                     |  |
|                                      | Avilés                              |                      |             |           |                 |                  |                     |                      |                                      |                              |  |             |           |        |                   |                     |  |
|                                      | Gijón                               | 771.3                | +1.2        | 12.6      | S.W.            | 2                | sub <sup>o</sup>    | M. da                | 2                                    | 15                           | 12   | 767.9       | 14.3      | S.W.   | 2                 | sub <sup>o</sup>    |  |
|                                      | Oviedo                              | 772.2                |             | 10.6      | S.W.            | 1                | sub <sup>o</sup>    |                      |                                      | 15                           | 9  | 767.0       | 14.4      | W      | 3                 | sub <sup>o</sup>    |  |
|                                      | Finisterre                          |                      |             |           |                 |                  |                     |                      |                                      |                              |  |             |           |        |                   |                     |  |
|                                      | Santiago                            | 773.1                | +1.5        | 11.6      | S.W.            | 2                | Lluvia              |                      | 4                                    | 14                           | 11   | 769.2       | 12.2      | S.W.   | 1                 | Lluvia              |  |
|                                      | Pontevedra                          | 773.6                | +1.0        | 12.6      | S               | 1                | nbla                |                      | 1                                    | 15                           | 12   | 769.7       | 14.0      | S.W.   | 2                 | sub <sup>o</sup>    |  |
| Lugo                                 |                                     |                      |             |           |                 |                  |                     |                      |                                      |                              |  |             |           |        |                   |                     |  |
| Orense                               | 772.9                               | +1.0                 | 13.7        | N.W.      | 0               | nb <sup>o</sup>  |                     | 3                    | 14                                   | 12                           | 768.6  | 14.8        | S.W.      | 0      | sub <sup>o</sup>  |                     |  |
| León                                 | 770.5                               |                      | 6.7         | N.W.      | 1               | D <sup>o</sup>   |                     |                      | 11                                   | 1                            | 765.6  | 10.2        | W         | 3      | c. d <sup>o</sup> |                     |  |
| Región Cantábrica II                 | Santander                           | 770.5                | +1.5        | 13.2      | N.W.            | 0                | sub <sup>o</sup>    | Plomas               |                                      | 16                           | 12   | 766.2       | 14.7      | N.W.   | 1                 | c. sub <sup>o</sup> |  |
|                                      | Punta Galea                         | 769.6                | +1.0        | 14.8      | N.W.            | 4                | sub <sup>o</sup>    | M. g <sup>ra</sup>   |                                      | 15                           | 12   | 766.1       | 14.0      | N.W.   | 5                 | sub <sup>o</sup>    |  |
|                                      | Bilbao                              | 771.3                | +2.0        | 13.6      | S               | 0                | sub <sup>o</sup>    |                      | Ynfo                                 | 16                           | 10   | 757.5       | 15.0      | N      | 1                 | c. sub <sup>o</sup> |  |
|                                      | Cabo Machichaco                     |                      |             |           |                 |                  |                     |                      |                                      |                              |  |             |           |        |                   |                     |  |
|                                      | San Sebastián                       | 772.6                | +1.7        | 15.0      | N.W.            | 1                | Lluvia              | G <sup>ra</sup>      | 1                                    | 16                           | 12   | 767.5       | 14.0      | W      | 2                 | sub <sup>o</sup>    |  |
| Región del Duero III                 | Zamora                              | 773.5                | +0.4        | 8.2       | S.W.            | 1                | c. sub <sup>o</sup> |                      |                                      | 14                           | 6  | 770.1       | 10.8      | S.W.   | 1                 | c. sub <sup>o</sup> |  |
|                                      | Palencia                            | 775.2                | +1.5        | 5.0       | S.E.            | 1                | nbla                |                      | Ynfo                                 | 12                           | 3  | 767.9       | 11.5      | W      | 2                 | c. sub <sup>o</sup> |  |
|                                      | Burgos                              | 773.9                | +2.0        | 4.4       | S.E.            | 0                | nbla                |                      |                                      | 12                           | 2  | 766.2       | 11.8      | S.W.   | 0                 | c. sub <sup>o</sup> |  |
|                                      | Soria                               | 773.3                | +1.1        | 6.0       | W               | 0                | D <sup>o</sup>      |                      |                                      | 12                           | 3  | 766.9       | 9.2       | N.W.   | 0                 | c. sub <sup>o</sup> |  |
|                                      | Valladolid                          | 774.7                | +1.4        | 5.2       | S               | 1                | nbla                |                      |                                      | 12                           | 4  | 768.2       | 12.0      | S.W.   | 1                 | c. sub <sup>o</sup> |  |
|                                      | Salamanca                           | 772.3                | +1.4        | 7.6       | N.W.            | 1                | nbla                |                      |                                      | 13                           | 6  | 768.0       | 18.0      | N.W.   | 3                 | sub <sup>o</sup>    |  |
| Región Central IV                    | Ávila                               | 775.2                |             | 3.2       | S.E.            | 0                | D <sup>o</sup>      |                      |                                      | 10                           | 2  | 767.2       | 8.2       | N.W.   | 2                 | sub <sup>o</sup>    |  |
|                                      | Segovia                             | 775.2                | +1.6        | 2.0       | S               | 0                | c. d <sup>o</sup>   |                      |                                      | 12                           | 0  | 768.6       | 10.0      | N.W.   | 0                 | sub <sup>o</sup>    |  |
|                                      | Madrid                              | 773.9                | +0.8        | 6.5       | calma           | 0                | D <sup>o</sup>      |                      |                                      | 16                           | 4.5  | 766.8       | 12.8      | N.W.   | 3                 | c. d <sup>o</sup>   |  |
|                                      | Toledo                              | 773.9                | +1.6        | 7.6       | N.E.            | 0                | D <sup>o</sup>      |                      |                                      | 16                           | 6  | 767.1       | 15.0      | N.W.   | 1                 | nb <sup>o</sup>     |  |
|                                      | Guadalajara                         | 773.1                | +1.0        | 5.4       | N.W.            | 0                | D <sup>o</sup>      |                      |                                      | 15                           | 4  | 766.1       | 14.0      | S.W.   | 0                 | c. sub <sup>o</sup> |  |
|                                      | Cuenca                              | 771.2                | +0.8        | 8.5       | N.E.            | 3                | D <sup>o</sup>      |                      |                                      | 12                           | 3  | 765.7       | 12.1      | W      | 2                 | sub <sup>o</sup>    |  |
| Extrem <sup>a</sup> Mancha V         | Cáceres                             | 772.8                |             | 9.8       | S.W.            | 1                | D <sup>o</sup>      |                      |                                      | 16                           | 8  | 768.3       | 14.6      | N.W.   | 1                 | sub <sup>o</sup>    |  |
|                                      | Badajoz                             | 773.5                | +0.5        | 11.4      | N.E.            | 1                | D <sup>o</sup>      |                      |                                      | 18                           | 9  | 769.0       | 17.2      | N      | 1                 | sub <sup>o</sup>    |  |
|                                      | Ciudad Real                         | 772.7                | +1.8        | 8.8       | N.E.            | 1                | D <sup>o</sup>      |                      |                                      | 17                           | 8  | 768.2       | 14.0      | W      | 4                 | sub <sup>o</sup>    |  |
| Alto Ebro VI                         | Logroño                             |                      |             |           |                 |                  |                     |                      |                                      |                              |  |             |           |        |                   |                     |  |
|                                      | Pamplona                            | 766.5                | +0.2        | 8.8       | W               | 0                | sub <sup>o</sup>    |                      |                                      | 12                           | 7  | 762.5       | 7.8       | N.W.   | 2                 | c. sub <sup>o</sup> |  |
|                                      | Huesca                              | 767.7                | +0.0        | 10.0      | N.W.            | 1                | D <sup>o</sup>      |                      |                                      | 16                           | 4.5  | 766.9       | 12.2      | N.W.   | 2                 | c. d <sup>o</sup>   |  |
| Zaragoza                             | 771.5                               | +1.5                 | 11.4        | W         | 1               | D <sup>o</sup>   |                     |                      | 15                                   | 8                            | 765.0  | 13.8        | N.W.      | 1      | nb <sup>o</sup>   |                     |  |
| Cataluña VII                         | Llerida                             |                      |             |           |                 |                  |                     |                      |                                      |                              |  |             |           |        |                   |                     |  |
|                                      | Gerona                              | 769.7                |             | 9.9       | S.E.            | 0                | c. d <sup>o</sup>   |                      |                                      | 18                           | 7  | 765.0       | 18.6      | S      | 1                 | sub <sup>o</sup>    |  |
|                                      | Barcelona                           | 770.4                |             | 14.3      | N.W.            | 2                | c. sub <sup>o</sup> | M. da                |                                      | 19                           | 13   | 764.1       | 18.2      | S.W.   | 2                 | c. d <sup>o</sup>   |  |
|                                      | Tarragona                           | 769.7                |             | 12.2      | N               | 4                | D <sup>o</sup>      | Plana                |                                      | 19                           | 11   | 762.2       | 18.8      | N.W.   | 3                 | D <sup>o</sup>      |  |
| Tortosa                              | 769.7                               | +0.6                 | 16.3        | N         | 1               | D <sup>o</sup>   |                     |                      | 20                                   | 14                           | 764.9  | 18.2        | N.W.      | 4      | D <sup>o</sup>    |                     |  |
| Levante VIII                         | Teruel                              | 772.0                |             | 6.4       | N               | 0                | sub <sup>o</sup>    |                      |                                      | 12                           | 4  | 767.1       | 12.1      | N      | 5                 | sub <sup>o</sup>    |  |
|                                      | Castellón                           | 768.2                | +1.1        | 13.5      | W               | 0                | D <sup>o</sup>      |                      |                                      | 23                           | 13   | 768.8       | 19.9      | W      | 0                 | D <sup>o</sup>      |  |
|                                      | Valencia                            | 770.9                | +2.5        | 14.2      | N.W.            | 1                | c. d <sup>o</sup>   |                      |                                      | 23                           | 12   | 765.0       | 21.8      | S.W.   | 1                 | sub <sup>o</sup>    |  |
| Región del SE IX                     | Albacete                            | 772.7                | +1.6        | 6.2       | N               | 2                | D <sup>o</sup>      |                      |                                      | 16                           | 5  | 766.6       | 14.5      | N.W.   | 3                 | c. d <sup>o</sup>   |  |
|                                      | Alicante                            | 769.7                | +1.8        | 20.2      | N.W.            | 1                | D <sup>o</sup>      | Plana                |                                      | 24                           | 14   | 767.4       | 21.2      | N.E.   | 1                 | nb <sup>o</sup>     |  |
|                                      | Murcia                              | 770.7                |             | 13.4      | S.W.            | 1                | D <sup>o</sup>      |                      |                                      | 24                           | 12   | 764.9       | 23.0      | N.W.   | 2                 | nb <sup>o</sup>     |  |
| Cuena del Guadalq. X                 | Sevilla                             | 771.6                |             | 19.6      | N.E.            | 2                | c. d <sup>o</sup>   |                      |                                      | 20                           | 11   | 763.1       | 20.0      | S.W.   | 1                 | c. sub <sup>o</sup> |  |
|                                      | Córdoba                             | 771.3                | +1.2        | 9.4       | S               | 1                | c. d <sup>o</sup>   |                      |                                      | 19                           | 8  | 767.1       | 17.8      | S.W.   | 2                 | c. sub <sup>o</sup> |  |
|                                      | Jaén                                | 770.9                |             | 11.8      | S.E.            | 0                | D <sup>o</sup>      |                      |                                      | 16                           | 10   | 767.3       | 14.4      | N.W.   | 0                 | c. d <sup>o</sup>   |  |
|                                      | Granada                             | 771.6                | +1.0        | 9.7       | N.W.            | 0                | D <sup>o</sup>      |                      |                                      | 17                           | 7  | 767.6       | 15.4      | N.W.   | 1                 | c. sub <sup>o</sup> |  |
|                                      | Huelva                              | 771.6                | +1.0        | 18.0      | N.W.            | 1                | D <sup>o</sup>      |                      |                                      | 19                           | 10   | 768.5       | 18.4      | N.W.   | 3                 | sub <sup>o</sup>    |  |
| Costa del Sur XI                     | San Fernando                        | 771.5                | +0.9        | 12.8      | N.W.            | 0                | D <sup>o</sup>      | calma                |                                      | 18                           | 11   | 762.9       | 16.5      | N.W.   | 3                 | c. sub <sup>o</sup> |  |
|                                      | Tarifa                              | 769.9                | +0.2        | 12.0      | calma           | 0                | D <sup>o</sup>      | Plana                |                                      | 19                           | 12   | 766.9       | 17.8      | N.W.   | 2                 | sub <sup>o</sup>    |  |
|                                      | Málaga                              | 770.2                | +1.6        | 15.4      | N.W.            | 3                | D <sup>o</sup>      | Rizada               |                                      | 22                           | 14   | 767.0       | 20.0      | N.W.   | 3                 | c. d <sup>o</sup>   |  |
|                                      | Almería                             | 770.4                |             | 16.0      | S.W.            | 0                | nb <sup>o</sup>     | Calma                |                                      | 18                           | 15   | 761.2       | 16.8      | S.W.   | 1                 | sub <sup>o</sup>    |  |
|                                      | Palma                               | 759.3                | +1.8        | 12.6      | N               | 4                | nb <sup>o</sup>     |                      |                                      |                              |  | 765.4       | 20.0      | N      | 3                 | c. d <sup>o</sup>   |  |
| Canas XII                            | Mahón                               | 769.3                | +1.2        | 16.0      | S               | 1                | nb <sup>o</sup>     |                      |                                      | 18                           | 12   | 764.9       | 17.2      | N      | 2                 | c. sub <sup>o</sup> |  |
|                                      | Sta Cruz de Ten <sup>o</sup>        | 769.2                | +0.6        | 22.9      | S.W.            | 0                | sub <sup>o</sup>    | Plana                | Ynfo                                 | 26                           | 22   | 765.8       | 24.2      | N.W.   | 0                 | sub <sup>o</sup>    |  |
| Africa                               | Laguna                              | 769.7                | +1.2        | 15.2      | S.E.            | 0                | sub <sup>o</sup>    |                      |                                      | 20                           | 15   | 766.2       | 18.3      | S      | 2                 | sub <sup>o</sup>    |  |
|                                      | Tetuan                              |                      |             |           |                 |                  |                     |                      |                                      |                              |  |             |           |        |                   |                     |  |
| Melilla                              |                                     |                      |             |           |                 |                  |                     |                      |                                      |                              |  |             |           |        |                   |                     |  |
| Larache                              |                                     |                      |             |           |                 |                  |                     |                      |                                      |                              |  |             |           |        |                   |                     |  |

— Noticias —