



MINISTERIO DEL AIRE

Boletín diario del Servicio Meteorológico Nacional

AÑO XIII
2.ª EPOCA
Núm. 245

MADRID. MARTES 1 DE SEPTIEMBRE DE 1964

CENTRO DE ANALISIS Y PREDICCIÓN (Ciudad Universitaria) - APARTADO 285 - MADRID. - Teléf. 2 44 35 00

| ESTACIONES | TEMPERATURA | | PRECIPITACION | | Horas de sol | ESTACIONES | TEMPERATURA | | PRECIPITACION | | Horas de sol | ESTACIONES | TEMPERATURA | | PRECIPITACION | | Horas de sol | TEMPERATURAS EXTREMAS (De las capitales Peninsulares) |
|---------------|-------------|------|---------------|-----|--------------|----------------|-------------|------|---------------|-----|--------------|-----------------|-------------|------|---------------|-----|--------------|--|
| | Máx. | Mín. | Noche | Día | | | Máx. | Mín. | Noche | Día | | | Máx. | Mín. | Noche | Día | | |
| La Coruña | 23 | 16 | | | 7.8 | Navacerrada(*) | 25 | 15 | | | 11.8 | Castellón | 29 | 21 | | | 10.3 | MAXIMA: 40° en Córdoba MINIMA: 12° en Pamplona |
| Monteventoso | 20 | 18 | | | | Barajas | 35 | 17 | | | 11.6 | Játiva | | | | | | |
| Vares | 22 | 16 | | | | Madrid | 33 | 21 | | | 11.7 | Valencia | 30 | 21 | | | | |
| Otero del Rey | X | 12 | | | | Getafe | 36 | 18 | | | 11.5 | Rabasa | 31 | 19 | | | 11.2 | |
| Finisterre | 28 | 16 | | | | Guadalajara | 36 | 19 | | | 12.0 | Alicante | 33 | 18 | | | 11.5 | |
| Santiago (A.) | 24 | 12 | | | 9.3 | Toledo | 36 | 19 | | | 10.0 | C. S. Antonio | 28 | 23 | | | | |
| Pontevedra | 25 | | | | | Cuenca | 35 | 17 | | | 11.8 | Alcantarilla | 34 | 18 | | | 11.3 | |
| Vigo | 25 | 14 | | | | Molina | 32 | 11 | | | 12.0 | Murcia | 32 | 20 | | | | |
| Orense | 27 | 16 | | | | Ciudad Real | 39 | 18 | | | 11.1 | Cast. Galeras | 27 | 19 | | | | |
| Ponferrada | 31 | 16 | | | 10.8 | Albacete | 35 | 17 | | | | San Javier | 29 | 20 | | | | |
| | | | | | | Cáceres | 33 | 21 | | | | | | | | | | OBSERVACIONES DE MADRID (Parque del Retiro) |
| | | | | | | Badajoz (A.) | 35 | 18 | | | 11.7 | | | | | | | |
| Gijón | 24 | 17 | | | 6.5 | Vitoria (A.) | 35 | 19 | 1 | | | Sevilla (A.) | 39 | 18 | | | | |
| Santander | 24 | 18 | | | 9.3 | Logroño | 34 | 20 | 1p | | 11.2 | Córdoba | 40 | 17 | | | | |
| Punta Galea | 26 | 19 | | | | Pamplona | 33 | 12 | 2 | | 11.5 | Jaén | 38 | 23 | | | | |
| Sondica | 28 | 17 | ip | | 10.2 | Monflorite | 32 | 19 | | | 10.8 | Granada (A.) | 37 | 15 | | | 10.5 | |
| Igueldo | 31 | 22 | | | | Candanchú (*) | 24 | 10 | | | | Cartuja | 38 | 18 | | | | |
| Fuenterrabía | 30 | 16 | | | 11.7 | Veruela | | | | | | Huelva | 35 | 21 | | | 10.0 | |
| | | | | | | Calatayud | | | | | | Jerez | 38 | 19 | | | | |
| | | | | | | Daroca | 25 | | | | | Cádiz | 25 | 24 | | | 10.4 | |
| León | 31 | 15 | | | 9.5 | Sanjurjo | 35 | 18 | | | 9.5 | San Fernando | 36 | 24 | | | 9.2 | |
| Zamora | 31 | 17 | | | | Zaragoza | 35 | 14 | | | | Tarifa | 28 | 23 | | | | |
| Palencia | 30 | 17 | | | 11.0 | Calamocha | 35 | 13 | | | 11.0 | Málaga (A.) | 31 | 20 | | | 11.2 | |
| Villafria | 33 | 16 | | | 1.2 | Teruel | | | | | | Almería | 31 | 23 | | | 12.0 | |
| Burgos | 32 | 17 | | | 1.5 | | | | | | | | | | | | | |
| Villanubla | 32 | 16 | | | 1.3 | | | | | | | P. Mallorca | 32 | 19 | | | 11.0 | |
| Valladolid | 32 | 18 | | | 12.1 | Lérida | 30 | 19 | | | 11.0 | Mahón | 29 | 20 | | | 12.3 | |
| Soria | | 15 | | | 12.0 | Gerona | 29 | 15 | | | | Ibiza | 29 | 19 | | | 11.2 | |
| Salamanca | 32 | 15 | | | 11.9 | Cabo Bagur | 29 | 16 | | | | S.ª C. Palma | 21 | 15 | | | | |
| Avila | 32 | 18 | | | 11.7 | Montseny (*) | | | | | | Izaña (*) | | 16 | | | | |
| Segovia | 34 | 19 | | | 9.9 | La Molina (*) | 24 | | | | | Lo.s Rodeos | 20 | 16 | | | | |
| | | | | | | Barcelona | 26 | 21 | | | 9.4 | S.ª C. Tenerife | 29 | 20 | | | | |
| | | | | | | Prat | 25 | 18 | | | | Gando | 27 | 21 | | | | |
| | | | | | | Reus | | | | | | Fuerteventura | 26 | 18 | | | | |
| | | | | | | Tortosa | 30 | 20 | | | 9.2 | Lanzarote | 30 | 19 | | | | |
| | | | | | | Tarragona | 26 | 23 | | | 6.5 | Ceuta | 26 | 18 | | | 7.5 | |
| | | | | | | | | | | | | Melilla | 28 | 22 | | | | |
| | | | | | | | | | | | | Ifni | 30 | 17 | | | | |
| | | | | | | | | | | | | V. Cisneros | 25 | 18 | | | | |

TEMPERATURAS
Máx. 33,0 a 13,30 h.
Mín. 20,6 a 6,15 h.
a 1 h. 23,9 a 13 h. 31,4
a 7 h. 21,2 a 18 h. 30,2

PRESIONES
Máx. 709,3 mm. a 7,00 hoy.
Mín. 705,4 mm. a 18,00 ayer.
a 1 h. 707,5 a 13 h. 708,7
a 7 h. 709,3 a 18 h. 707,9

VIENTO
Veloc. máx. 10 m/s. a 14,50 h.
Dirección: Suroeste.
Recorrido en 24 horas 200. km.

(* Estaciones situadas a más de 1.600 metros sobre el nivel del mar.)

NOTA.— Los datos de este Boletín comprenden las observaciones desde las 18 h. T. M. G. de ayer a las 18 h. T. M. G. del día de hoy


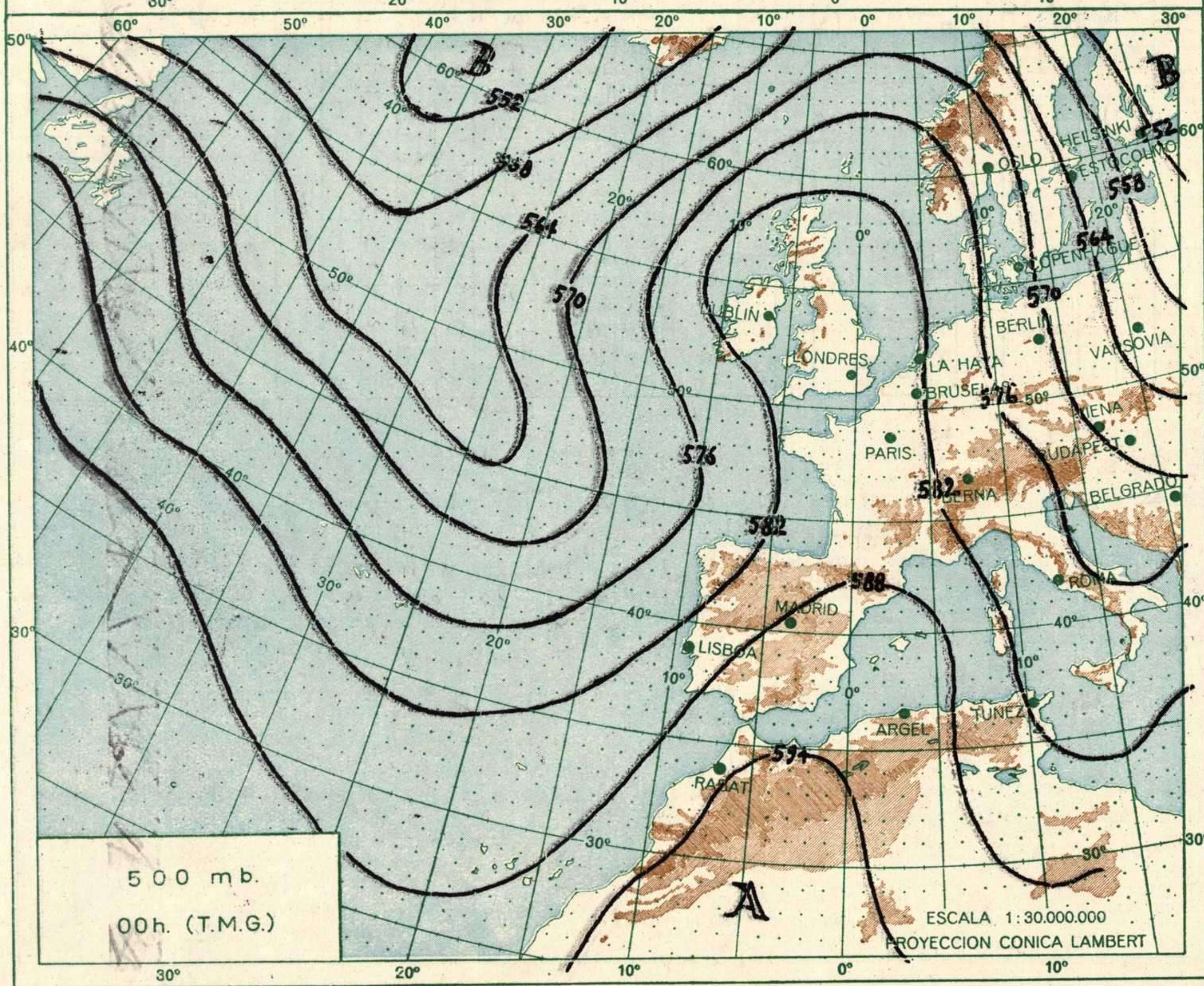
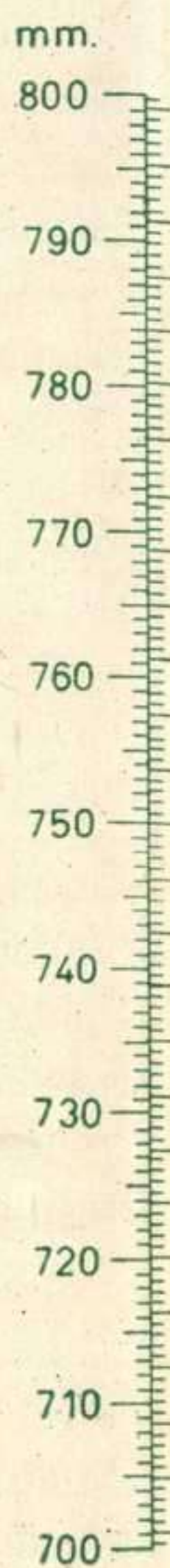

Las horas de sol corresponden al día de ayer.

INFORMACION GENERAL DE LAS ULTIMAS 24 HORAS (DE 19 HORAS DE AYER A 19 HORAS DE HOY, HORA OFICIAL).

Durante la noche pasada se registraron neblinas en puntos de Galicia, costa cantábrica y Cataluña y precipitaciones débiles en puntos de Vizcaya, Logroño y Navarra. Durante el día de hoy ha habido aumento de nubosidad alta y media en la vertiente atlántica y nubosidad variable en la costa mediterránea. Las temperaturas se han mantenido elevadas registrándose 40 grados en Córdoba.

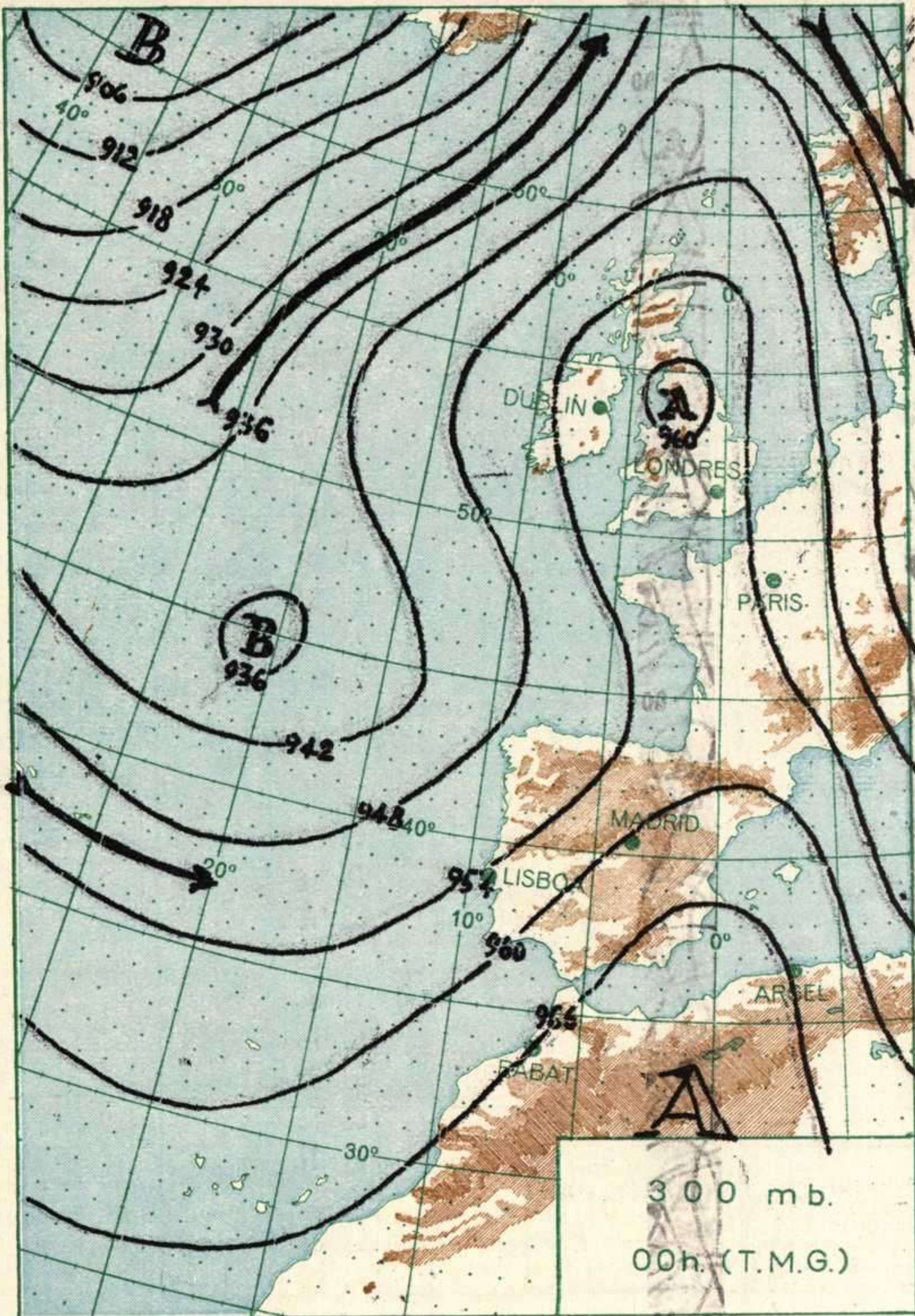
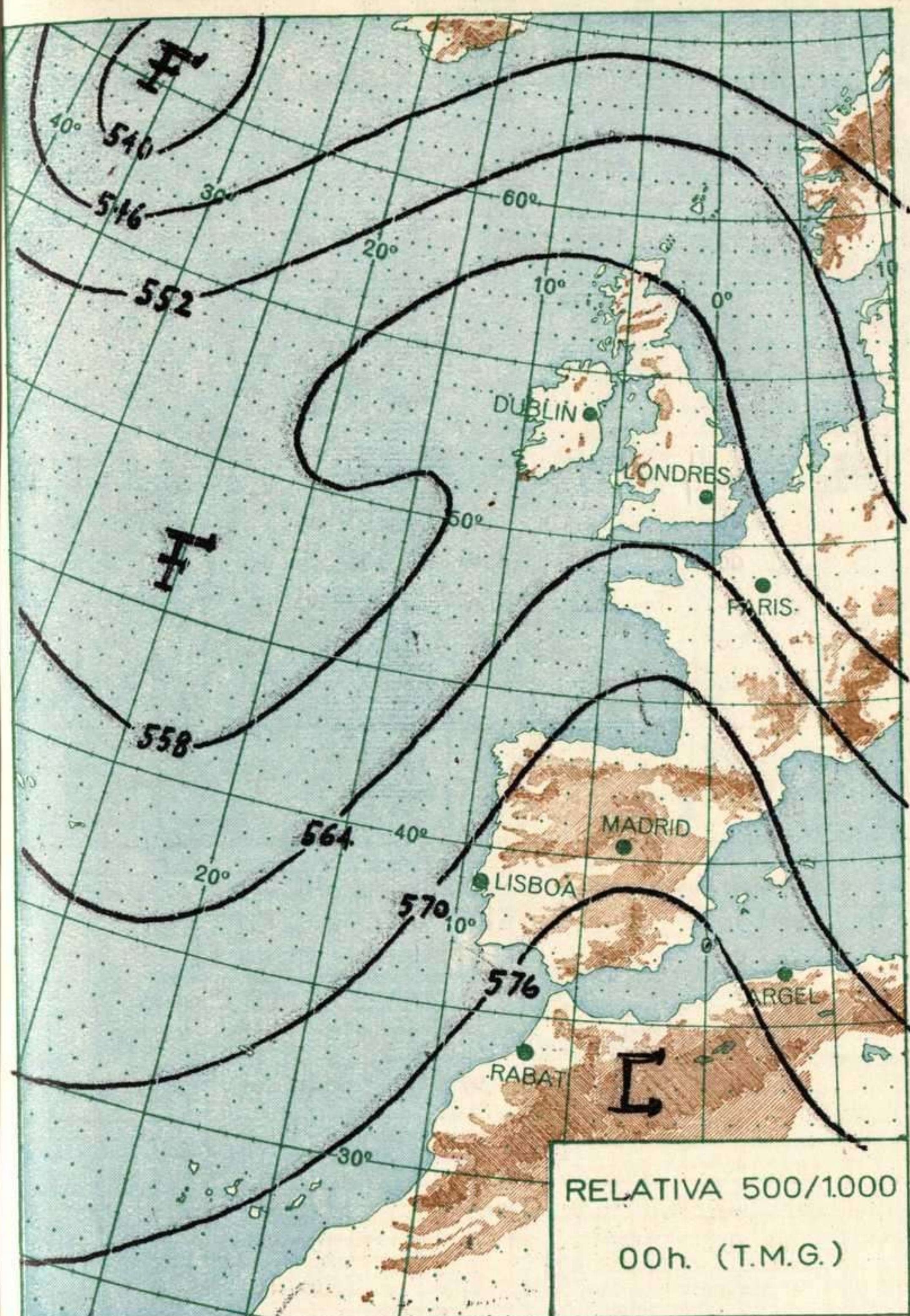
PREDICCIÓN PARA EL MIERCOLES DIA 2.

Continuación del tiempo con características análogas a las del día de hoy, si bien, con tendencia a aumentar la inestabilidad con riesgo débil de tormentas en el Pirineo occidental y en Galicia.



INFORMACION SINOPTICA DE ESPAÑA

| | SYNOPS de 00 h. (T.M.G.) | SYNOPS de 06 h. (T.M.G.) | SYNOPS de 12 h. (T.M.G.) | SYNOPS de 18 h. (T.M.G.) |
|-----|---|--|---|--|
| iii | Nddff VVwww PPPTT N _h C _h C _M C _H T _d T _d app | Nddff VVwww PPPTT N _h C _h C _M C _H T _d T _d app 7RRTe _e | Nddff VVwww PPPTT N _h C _h C _M C _H T _d T _d app | Nddff VVwww PPPTT N _h C _h C _M C _H T _d T _d app 7RRTe _e |
| 001 | | | | |
| 008 | | | | |
| 042 | | | | |
| 045 | | | | |
| 053 | | | | |
| 014 | | | | |
| 023 | | | | |
| 025 | | | | |
| 027 | | | | |
| 029 | | | | |
| 055 | | | | |
| 130 | | | | |
| 075 | | | | |
| 141 | | | | |
| 148 | | | | |
| 202 | | | | |
| 210 | | | | |
| 213 | | | | |
| 215 | | | | |
| 221 | | | | |
| 272 | | | | |
| 231 | | | | |
| 232 | | | | |
| 348 | | | | |
| 280 | | | | |
| 261 | | | | |
| 330 | | | | |
| 080 | | | | |
| 084 | | | | |
| 086 | | | | |
| 094 | | | | |
| 160 | | | | |
| 233 | | | | |
| 171 | | | | |
| 183 | | | | |
| 180 | | | | |
| 181 | | | | |
| 175 | | | | |
| 238 | | | | |
| 286 | | | | |
| 285 | | | | |
| 358 | | | | |
| 429 | | | | |
| 433 | | | | |
| 391 | | | | |
| 410 | | | | |
| 420 | | | | |
| 383 | | | | |
| 451 | | | | |
| 452 | | | | |
| 458 | | | | |
| 482 | | | | |
| 488 | | | | |
| 306 | | | | |
| 314 | | | | |
| 373 | | | | |
| 010 | | | | |
| 015 | | | | |
| 020 | | | | |
| 030 | | | | |
| 035 | | | | |
| 040 | | | | |
| 338 | | | | |
| 060 | | | | |
| 096 | | | | |



ALTITUDES

