



# BOLETIN METEOROLOGICO DIARIO

MADRID, LUNES 16 de MARZO de 1.987 Núm. 75

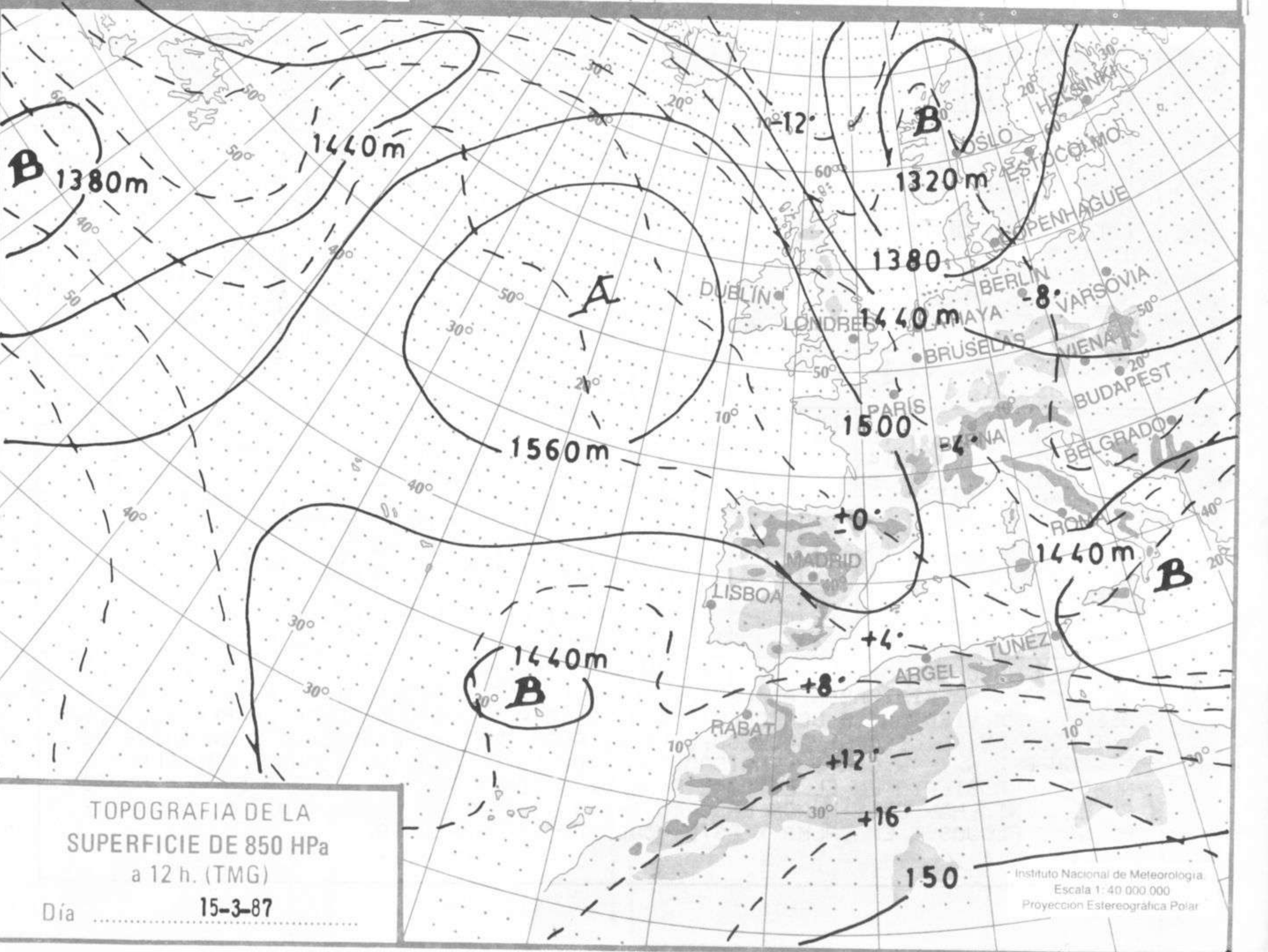
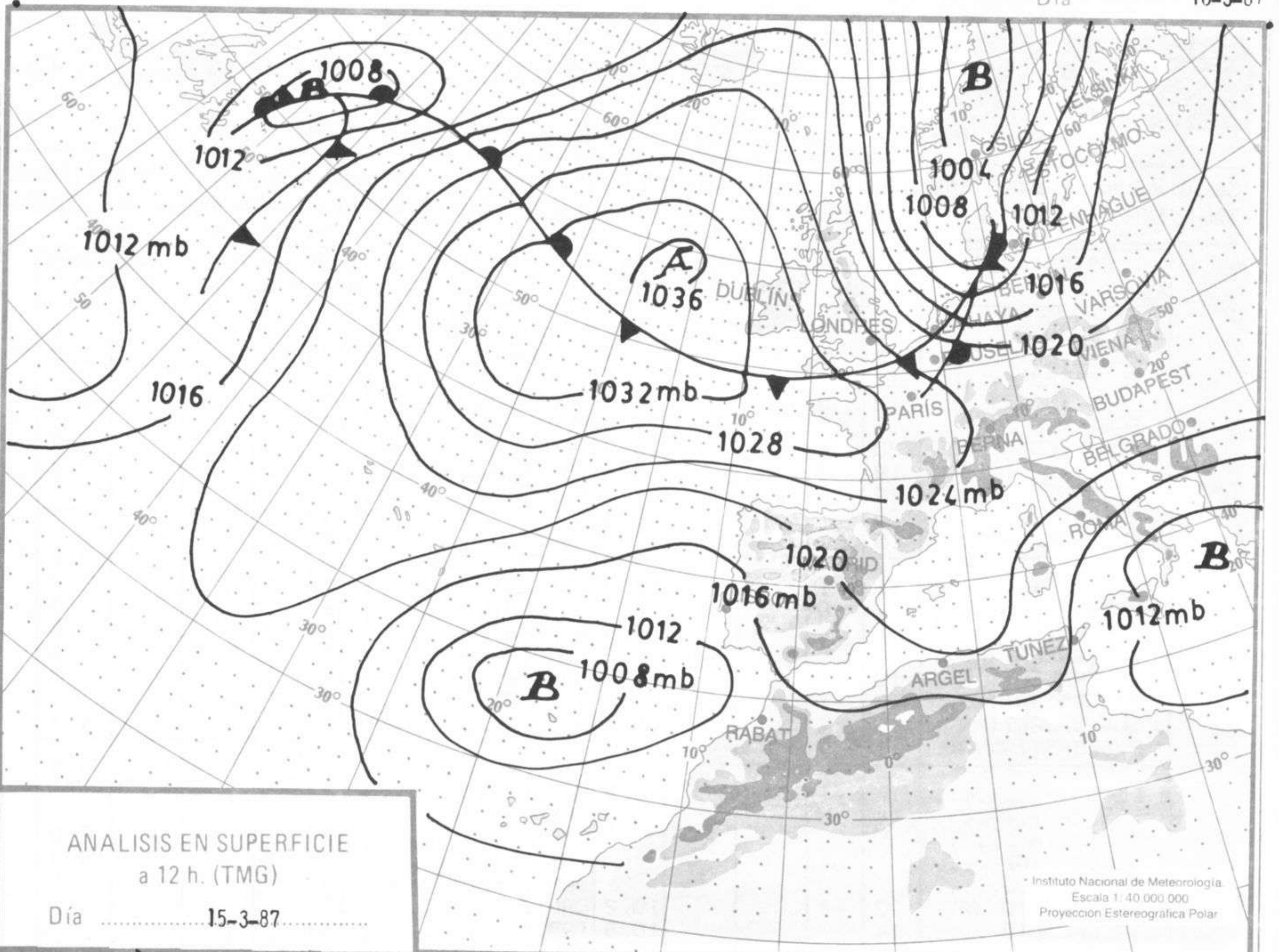
Sec. de Publicaciones del Instituto Nacional de Meteorología, Ciudad Universitaria, Apartado de Correos 285, Madrid (España)  
 Teléf.: \*(341) (91) 244 35 00 - Fonometeo Madrid (información local zona Centro): 094 - Fonometeo España: (91) 232 69 40

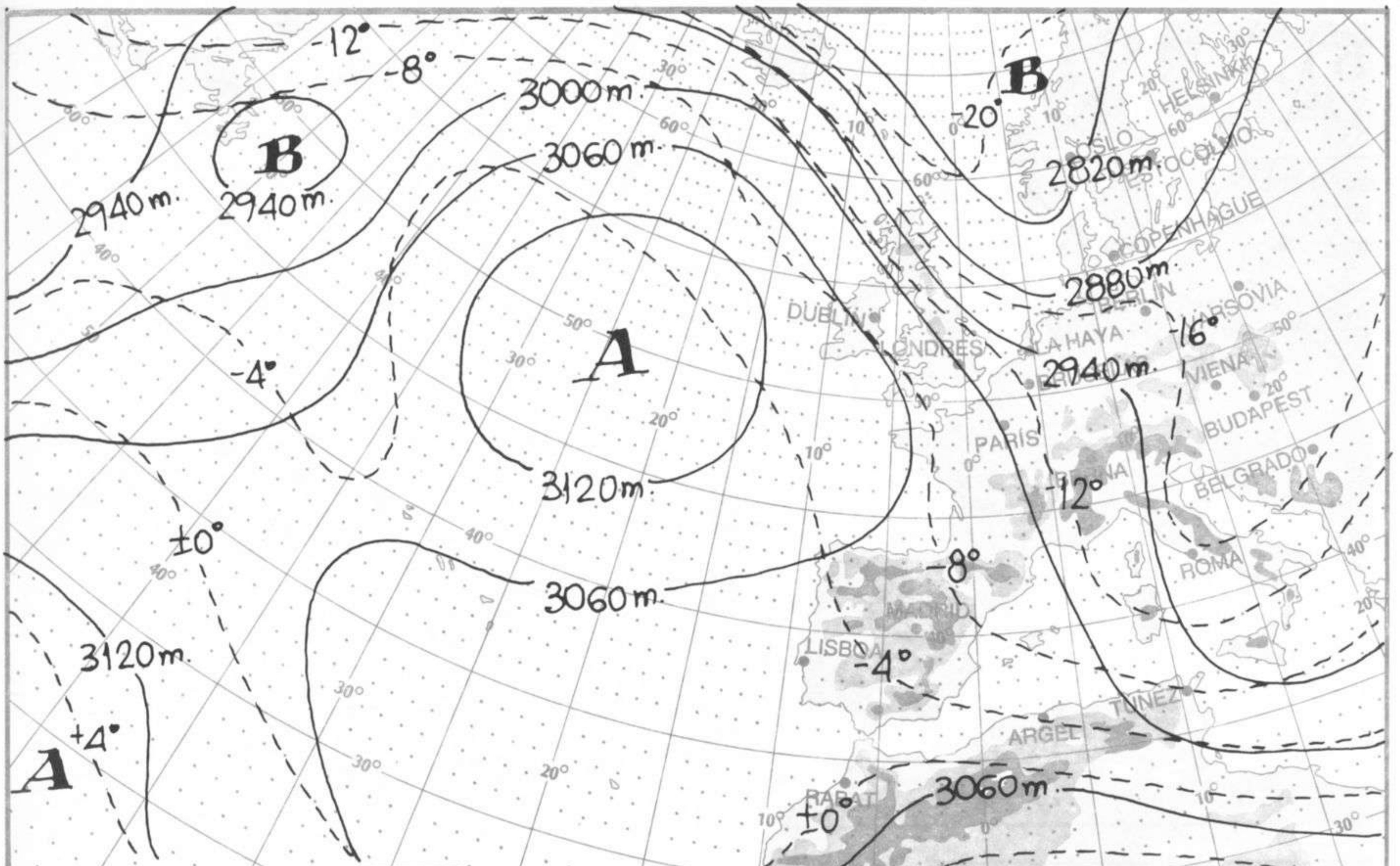
| ESTACIONES       | TEMPERA |     | PRECIPITA |     | HORS<br>SOL | ESTACIONES      | TEMPERA |     | PRECIPITA |     | HORS<br>SOL |
|------------------|---------|-----|-----------|-----|-------------|-----------------|---------|-----|-----------|-----|-------------|
|                  | MAX     | MIN | DIA       | NOC |             |                 | MAX     | MIN | DIA       | NOC |             |
| LA CORUÑA        | 14      | 7   |           |     | 8.7         | LERIDA          |         | 0   |           |     | 10.2        |
| MONTEVENTOSO     | 11      | 5   |           |     | 8.7         | GERONA (A)      | 13      | 0   |           |     | 3.8         |
| EL FERROL        | 14      | 7   |           |     |             | BARCELONA       | 14      | 6   |           |     |             |
| LUGO (P.C.)      | 12      | 0   |           |     | 10.3        | BARCELONA (A)   | 15      | 3   |           |     | 8.5         |
| SANTIAGO DE C.   | 15      | 3   |           |     | 9.0         | REUS (A)        | 14      |     |           |     |             |
| PONTEVEDRA       | 20      | 6   |           |     | 10.0        | TARRAGONA       | 14      | 3   |           |     | 8.3         |
| VIGO (A)         | 19      | 5   |           |     | 8.2         | TORTOSA         | 17      | 3   |           |     | 7.3         |
| VIGO             | 20      | 9   |           |     | 11.2        | MONTSENT        |         |     |           |     |             |
| ORENSE           | 20      | 1   |           |     | 9.8         | CASTELLON       | 15      |     |           |     |             |
| PONFERRADA       | 15      | 1   |           |     |             | VALENCIA (A)    | 15      | 2   |           |     | 2.2         |
| AVILES (A)       | 11      | 1   |           |     | 8.0         | VALENCIA        | 15      | 5   |           |     |             |
| GIJON            | 11      | 0   |           |     | 8.5         | ALICANTE (A)    | 16      | 5   |           |     | 7.0         |
| OVIEDO           | 11      | 2   |           |     | 7.9         | ALICANTE        | 16      | 3   |           |     | 8.8         |
| SANTANDER (A)    | 11      |     |           |     |             | MURCIA (A)      | 15      | 1   |           |     | 0.0         |
| SANTANDER        | 10      | 3   |           |     | 7.5         | MURCIA          | 15      | 1   |           |     | 2.0         |
| BILBAO (A)       | 13      | -1  |           |     | 9.1         | CARTAGENA       | 13      |     |           |     |             |
| SAN SEBASTIAN    | 7       | 4   |           |     | 9.9         | SAN JAVIER      | 15      | 7   |           |     | 4.7         |
| S. SEBASTIAN (A) | 11      | 1   |           |     | 8.2         | SEVILLA (A)     | 20      | 9   |           |     | 4.3         |
| LEON (A)         | 12      | -1  |           |     | 10.2        | CORDOBA (A)     |         |     |           |     |             |
| ZAMORA           | 14      | 0   |           |     | 10.4        | JAEN            |         |     |           |     |             |
| PALENCIA         |         |     |           |     |             | GRANADA (A)     | 18      | 2   |           |     | 6.0         |
| BURGOS (A)       |         |     |           |     |             | HUELVA          | 17      | 8   |           |     | 0.0         |
| BURGOS           |         |     |           |     |             | JEREZ FRONT (A) | 17      | 7   |           |     | 1.1         |
| VALLADOLID (A)   | 12      | -1  |           |     | 10.2        | CADIZ           | 17      |     |           |     |             |
| VALLADOLID       | 14      |     |           |     | 10.6        | TARIFA          | 15      |     | IP        |     |             |
| SORIA            | 10      | -3  |           |     | 10.0        | MALAGA (A)      | 16      | 12  | IP        |     | 0.2         |
| SALAMANCA        |         |     |           |     |             | ALMERIA (A)     | 16      | 9   |           |     | 4.4         |
| SALAMANCA (A)    | 14      | 0   |           |     | 10.3        | PALMA DE M. (A) | 14      | 0   |           |     | 9.3         |
| AVILA            | 9       | -2  |           |     | 10.6        | MAHON (A)       | 12      | 4   |           |     | 8.0         |
| SEGOVIA          | 12      | 1   |           |     | 9.4         | IBIZA (A)       | 15      | 4   |           |     | 8.0         |
| NAVACERRADA      | 5       | 0   |           |     | 9.3         | S.C. TENERIFE   | 23      | 16  |           |     | 9.0         |
| MADRID/BARAJAS   | 14      | 0   |           |     | 6.2         | TENERIFE NOR(A) | 19      | 11  |           |     | 1.7         |
| MADRID (C.UNIV)  | 14      | 0   |           |     |             | TENERIFE SUR(A) | 23      | 17  | IP        | IP  | 8.3         |
| MADRID (RETIRO)  | 14      | 3   |           |     | 8.9         | IZA#A           |         |     |           |     |             |
| GUADALAJARA      |         |     |           |     |             | LAS PALMAS (A)  | 24      | 15  |           |     | 8.2         |
| TOLEDO           | 15      |     |           |     |             | FUERTEVENTUR(A) | 25      | 15  |           |     | 6.5         |
| CUENCA           | 10      |     |           |     |             | LANZAROTE (A)   | 22      | 15  | 3.0       | 5.0 | 8.6         |
| MOLINA DE ARA.   | 12      |     |           |     |             | LA PALMA (A)    | 22      |     | 7.0       |     |             |
| CIUDAD REAL      | 16      | 1   |           |     | 7.9         | HIERRO (A)      |         |     |           |     |             |
| ALBACETE (A)     | 10      | -1  |           |     | 0.0         | CEUTA           |         |     |           |     |             |
| CACERES          | 16      | 5   |           |     | 8.0         | MELILLA         | 15      | 12  |           |     | 0.0         |
| BADAJOZ (A)      | 20      | 6   |           |     | 7.6         |                 |         |     |           |     |             |
| VITORIA (A)      | 10      | -4  |           |     | 9.8         |                 |         |     |           |     |             |
| LOGROÑO          | 14      | 1   |           |     | 9.6         |                 |         |     |           |     |             |
| LOGROÑO (A)      | 15      | 0   |           |     | 9.1         |                 |         |     |           |     |             |
| PAMPLONA         |         |     |           |     |             |                 |         |     |           |     |             |
| HUESCA (A)       | 13      |     |           |     |             |                 |         |     |           |     |             |
| DAROCA           | 13      | -3  |           |     | 9.0         |                 |         |     |           |     |             |
| ZARAGOZA (A)     | 14      |     |           |     |             |                 |         |     |           |     |             |
| ZARAGOZA         |         |     |           |     |             |                 |         |     |           |     |             |
| CALAMOCHA        | 12      | -5  |           |     | 8.0         |                 |         |     |           |     |             |
| TERUEL           | 11      | -1  |           |     | 7.4         |                 |         |     |           |     |             |

NOTA: LAS MAXIMAS Y PRECIPITACIONES (DIA) SON DE 06 A 18 (TMG) DE AYER  
 LAS MINIMAS Y PRECIPITACIONES (NOCHE) SON DE 18 (TMG) DE AYER A 06 (TMG) DE HOY.  
 LAS HORAS DE SOL SON DE AYER.

## INFORMACION GENERAL

AYER HUBO NUBOSIDAD VARIABLE, CON GRANDES CLAROS, EN LA MAYOR PARTE DE LAS REGIONES; SE REGISTRARON ALGUNAS PRECIPITACIONES EN CANARIAS ENTRE INAPRECIA-BLE Y 7 MM. VIENTOS DE COMPONENTE E. DEBILES A MODERADOS, SOBRE LA PENINSULA, MAS INTENSOS EN EL LITORAL GALLEGO; LEVANTE FUERTE EN EL ESTRECHO. EN CANARIAS SOP-LARON DEL NW. Y W. CON INTENSIDAD MODERADA. ESTA NOCHE HA ESTADO PARCIALMENTE NUBOSO O CUBIERTO EN EL LITORAL ANDALUZ Y CANARIAS Y DESPEJADO O POCO NUBOSO EN EL RESTO; HAN CONTINUADO LAS LLUVIZNAS DEBILES EN ALGUN PUNTO DE CANARIAS. VIENTOS FLOJOS O EN CALMA Y ESTE MODERADO EN ANDALUCIA.

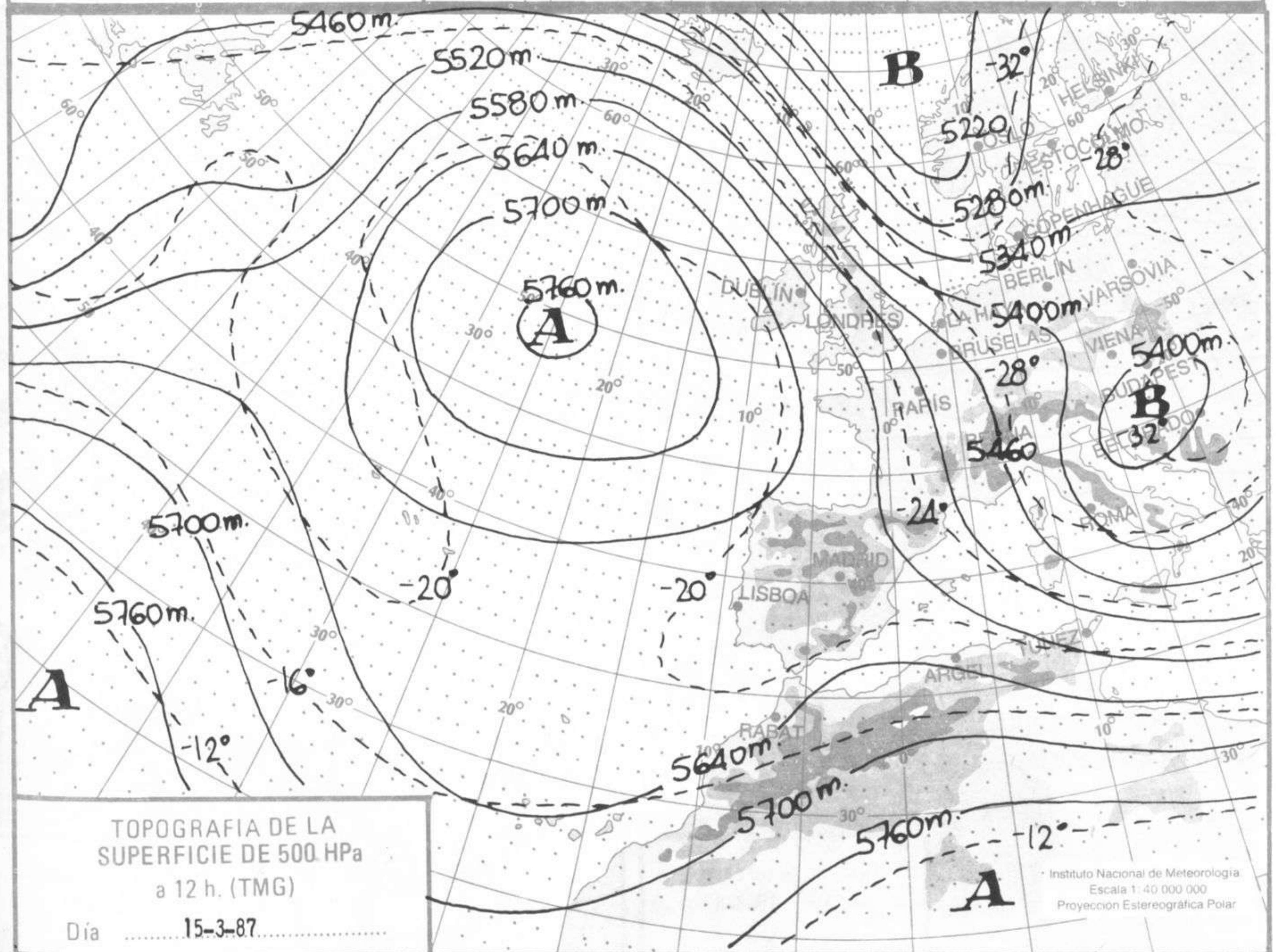




TOPOGRAFIA DE LA SUPERFICIE DE 700 HPa a 12 h. (TMG)

Día 15-3-87

Instituto Nacional de Meteorología  
Escala 1:40 000 000  
Proyección Estereográfica Polar



TOPOGRAFIA DE LA SUPERFICIE DE 500 HPa a 12 h. (TMG)

Día 15-3-87

Instituto Nacional de Meteorología  
Escala 1:40 000 000  
Proyección Estereográfica Polar

