

# DIRECCIÓN GENERAL DEL INSTITUTO GEOGRÁFICO

## SERVICIO METEOROLÓGICO BOLETÍN

AÑO XXXII

Núm.º 74

1924

14 de Marzo

### OBSERVACIONES DEL EXTRANJERO

| ESTACIONES                     | PRESIÓN MILIBARES |           | VIENTO  | TEMPE RATURA | TIEMPO   | PRESIÓN MILIBARES |             | VIENTO | TEMPE RATURA | TIEMPO | PRESIÓN MILIBARES |                           | VIENTO      |        |         |       |          |        |             |               |         |             |      |       |   |       |       |      |      |       |
|--------------------------------|-------------------|-----------|---------|--------------|----------|-------------------|-------------|--------|--------------|--------|-------------------|---------------------------|-------------|--------|---------|-------|----------|--------|-------------|---------------|---------|-------------|------|-------|---|-------|-------|------|------|-------|
|                                | á O°              | VARIACIÓN |         |              |          | á O°              | VARIACIÓN   |        |              |        | á O°              | VARIACIÓN                 |             |        |         |       |          |        |             |               |         |             |      |       |   |       |       |      |      |       |
|                                | N. M. G. N.       | C         | D. y F. | C.º          | Presente | Pasado            | N. M. G. N. | C      | D. y F.      | C.º    | Presente          | Pasado                    | N. M. G. N. | C      | D. y F. | C.º   | Presente | Pasado | N. M. G. N. | C             | D. y F. |             |      |       |   |       |       |      |      |       |
| OBSERVACIONES Á 7 <sup>h</sup> |                   |           |         |              |          |                   |             |        |              |        |                   | OBSERV. Á 18 <sup>h</sup> |             |        |         |       |          |        |             |               |         |             |      |       |   |       |       |      |      |       |
| DINAMARCA                      |                   |           |         |              |          |                   |             |        |              |        |                   |                           | Tours       | 1021,8 | 0,8     | 4     | ENE-3    | -1     | D           | 1019,9        | ENE-3   |             |      |       |   |       |       |      |      |       |
| Skagen                         | 1029,1            | -0,7      | 5       | WSW-3        | 0        | N                 | T           |        |              |        |                   |                           |             |        |         |       |          |        |             | Saint Mathieu | 17,7    | 1,6         | 1    | ESE-4 | 6 | D     | 15,9  | SE-0 |      |       |
| Hanstholm                      | 31,3              | -1,3      | 5       | SW-2         | -2       | D                 | NE          | 1034,9 | SW-2         |        |                   |                           |             |        |         |       |          |        |             |               |         | Isla de Aix | 17,3 | 1,2   | 1 | ENE-2 | 3     | D    | 17,7 | ENE-4 |
| Copenhague                     | 34,1              | -0,7      | 5       | W-2          | -2       | NB                | NV          | 37,5   | W-1          |        |                   |                           |             |        |         |       |          |        |             |               |         | Clermont    | 21,4 | 0,4   | 4 | Cal-0 | -4    | NB   | 17,7 | Cal-0 |
| Blaavandshuk                   |                   |           |         |              |          |                   |             |        |              |        |                   |                           | Lyon        | 23,4   | 0,9     | 1     | Cal-0    | 1      | D           | 20,9          | NNE-2   |             |      |       |   |       |       |      |      |       |
| ALEMANIA                       |                   |           |         |              |          |                   |             |        |              |        |                   |                           | Tolosa      |        |         |       |          |        |             |               |         |             |      |       |   | 15,4  | ESE-5 |      |      |       |
| Hamburgo                       | 35,1              | 0,0       | 0       | SE-1         | -1       | NB                | D           | 37,0   | ESE-3        |        |                   |                           |             |        |         |       |          |        |             |               |         | Biarritz    | 13,0 | 0,3   | 4 | SSE-1 | 7     | D    | 11,5 | E-2   |
| Berlin                         |                   |           |         |              |          |                   |             |        |              |        |                   |                           | Marsella    |        |         |       |          |        |             |               |         |             |      |       |   |       |       |      |      |       |
| Dresde                         |                   |           |         |              |          |                   |             |        |              |        |                   |                           | Perpiñán    |        |         |       |          |        |             |               |         |             |      |       |   |       |       |      |      |       |
| Karlsruhe                      | 30,3              | 0,0       | 0       | ENE-1        | -3       | D                 |             |        |              |        |                   |                           |             |        |         |       |          |        | 35,7        | NE-3          |         |             |      |       |   |       |       |      |      |       |
| Munich                         | 32,2              | 0,0       | 0       | E-3          | -2       | D                 | D           | 32,5   | E-3          |        |                   |                           |             |        |         |       |          |        |             |               |         |             |      |       |   |       |       |      |      |       |
| Aquisgrán                      | 30,2              | -0,7      | 5       | E-3          | -2       | D                 | D           | 30,2   | E-4          |        |                   |                           |             |        |         |       |          |        |             |               |         |             |      |       |   |       |       |      |      |       |
| HOLANDA                        |                   |           |         |              |          |                   |             |        |              |        |                   |                           | ITALIA      |        |         |       |          |        |             |               |         |             |      |       |   |       |       |      |      |       |
| Helder                         | 31,7              | 0,0       | 0       | SE-1         | 0        | D                 | D           | 32,5   | E-2          |        |                   |                           |             |        |         |       |          |        |             |               |         |             |      |       |   |       |       |      |      |       |
| BÉLGICA                        |                   |           |         |              |          |                   |             |        |              |        |                   |                           | Trento      |        |         |       |          |        |             |               |         |             |      |       |   |       |       |      |      |       |
| Bruselas                       | 28,9              | 0,0       | 0       | E-4          | 0        | D                 | D           | 28,6   | E-4          |        |                   |                           |             |        |         |       |          |        |             |               |         |             |      |       |   |       |       |      |      |       |
| ISLAS BRITÁNICAS               |                   |           |         |              |          |                   |             |        |              |        |                   |                           | Pádua       | 25,3   | -0,7    | 6     | NNW-1    | 0      | D           | D             | 25,0    | SSW-2       |      |       |   |       |       |      |      |       |
| Stornoway                      | 19,9              | 0,0       | 0       | SSW-6        | 8        | N                 | N           | 20,4   | SW-3         |        |                   |                           |             |        |         |       |          |        |             |               |         |             |      |       |   |       |       |      |      |       |
| Aberdeen                       | 24,1              | -0,5      | 5       | S-1          | 3        | D                 | D           | 26,1   | S-3          |        |                   |                           |             |        |         |       |          |        |             |               |         |             |      |       |   |       |       |      |      |       |
| Glasgow                        |                   |           |         |              |          |                   |             |        |              |        |                   |                           | Trieste     |        |         |       |          |        |             |               |         |             |      |       |   |       |       |      |      |       |
| Shields                        | 27,6              | -0,5      | 5       | S-2          | 1        | D                 | D           | 27,6   | SSE-2        |        |                   |                           |             |        |         |       |          |        |             |               |         |             |      |       |   |       |       |      |      |       |
| Malin Head                     |                   |           |         |              |          |                   |             |        |              |        |                   |                           | Milán       | 25,9   | 0,0     | 0     | Cal-0    | 1      | T           | D             | 27,0    | NNW-2       |      |       |   |       |       |      |      |       |
| Blacksod                       | 18,9              | 0,5       | 1       | Cal-0        | 8        | N                 | D           | 17,8   | SE-4         |        |                   |                           |             |        |         |       |          |        |             |               |         |             |      |       |   |       |       |      |      |       |
| Valentia                       | 16,2              | 0,0       | 0       | SE-4         | 9        | D                 | D           | 14,7   | E-6          |        |                   |                           |             |        |         |       |          |        |             |               |         |             |      |       |   |       |       |      |      |       |
| Holyhead                       | 23,6              | 0,5       | 1       | WNW-1        | 6        | D                 | D           | 21,9   | E-1          |        |                   |                           |             |        |         |       |          |        |             |               |         |             |      |       |   |       |       |      |      |       |
| Cranwell                       |                   |           |         |              |          |                   |             |        |              |        |                   |                           | Turin       | 25,7   | -0,7    | 5     | Cal-0    | -1     | NB          | N             |         |             |      |       |   |       |       |      |      |       |
| Pembroke                       | 22,0              | 0,0       | 0       | ESE-4        | 4        | D                 | D           | 19,3   | ESE-5        |        |                   |                           |             |        |         |       |          |        |             |               |         |             |      |       |   |       |       |      |      |       |
| Greenwich                      | 27,6              | 0,0       | 0       | ENE-2        | -2       | D                 | D           | 27,0   | ENE-3        |        |                   |                           |             |        |         |       |          |        |             |               |         |             |      |       |   |       |       |      |      |       |
| Felixstowe                     |                   |           |         |              |          |                   |             |        |              |        |                   |                           | Génova      |        |         |       |          |        |             |               |         |             |      |       |   | 25,0  | NNE-4 |      |      |       |
| Calskol                        | 25,4              | 0,0       | 0       | E-5          | 3        | D                 | D           | 24,5   | E-5          |        |                   |                           |             |        |         |       |          |        |             |               |         |             |      |       |   |       |       |      |      |       |
| Scilly                         | 17,6              | 0,0       | 0       | E-6          | 7        | D                 | D           | 16,9   | E-6          |        |                   |                           |             |        |         |       |          |        |             |               |         |             |      |       |   |       |       |      |      |       |
| AUSTRIA                        |                   |           |         |              |          |                   |             |        |              |        |                   |                           | Liorna      |        |         |       |          |        |             |               |         |             |      |       |   | 24,3  | E-3   |      |      |       |
| Viena                          |                   |           |         |              |          |                   |             |        |              |        |                   |                           | Ancona      | 23,9   | 0,0     | 0     | Cal-0    | 4      | D           | N             | 24,9    | NE-2        |      |       |   |       |       |      |      |       |
| SUIZA                          |                   |           |         |              |          |                   |             |        |              |        |                   |                           | Roma        | 23,4   | 0,0     | 0     | E-2      | 1      | D           | N             | 21,7    | NE-2        |      |       |   |       |       |      |      |       |
| Berna                          | 25,3              | 0,0       | 0       | NE-3         | -5       | D                 | D           | 24,7   | NE-3         |        |                   |                           |             |        |         |       |          |        |             |               |         |             |      |       |   |       |       |      |      |       |
| FRANCIA                        |                   |           |         |              |          |                   |             |        |              |        |                   |                           | Nápoles     |        |         |       |          |        |             |               |         |             |      |       |   |       |       |      |      |       |
| Gris Nez                       | 25,7              | -0,3      | 5       | E-3          | -1       | D                 |             |        |              |        |                   |                           |             |        |         |       |          |        | Magdalena   | 19,3          |         |             | NE-4 | 6     | N | 19,4  | NE-2  |      |      |       |
| Cherburgo                      |                   |           |         |              |          |                   |             |        |              |        |                   |                           | Cagliari    |        |         |       |          |        |             |               |         |             |      |       |   |       |       |      |      |       |
| París                          | 24,9              | 0,0       |         |              | E-2      | -1                | D           | 23,3   | ENE-3        |        |                   |                           |             |        |         |       |          |        |             |               |         |             |      |       |   |       |       |      |      |       |
| Dijón                          | 24,6              | 0,3       | 4       | NNE-1        | -1       | N                 | 22,7        | ENE-3  |              |        |                   |                           |             |        |         |       |          |        |             |               |         |             |      |       |   |       |       |      |      |       |
|                                |                   |           |         |              |          |                   |             |        |              |        |                   | Palermo                   |             |        |         |       |          |        |             |               |         |             |      |       |   |       |       |      |      |       |
|                                |                   |           |         |              |          |                   |             |        |              |        |                   | Túnez                     |             |        |         |       |          |        |             |               |         |             |      |       |   |       |       |      |      |       |
|                                |                   |           |         |              |          |                   |             |        |              |        |                   | PORTUGAL                  |             |        |         |       |          |        |             |               |         |             |      |       |   |       |       |      |      |       |
|                                |                   |           |         |              |          |                   |             |        |              |        |                   | Oporto                    |             |        |         |       |          |        |             |               |         |             |      |       |   |       |       |      |      |       |
|                                |                   |           |         |              |          |                   |             |        |              |        |                   | Lisboa                    | 05,8        | 1,3    | 1       | ESE-2 | 13       | LL     | 04,3        | SE-2          |         |             |      |       |   |       |       |      |      |       |
|                                |                   |           |         |              |          |                   |             |        |              |        |                   | Lagos                     |             |        |         |       |          |        |             |               |         |             |      |       |   |       |       |      |      |       |
|                                |                   |           |         |              |          |                   |             |        |              |        |                   | Horta                     |             |        |         |       |          |        |             |               |         |             |      |       |   |       |       |      |      |       |
|                                |                   |           |         |              |          |                   |             |        |              |        |                   | Flores                    |             |        |         |       |          |        |             |               |         |             |      |       |   |       |       |      |      |       |
|                                |                   |           |         |              |          |                   |             |        |              |        |                   | Punta Delgada             |             |        |         |       |          |        |             |               |         |             |      |       |   |       |       |      |      |       |
|                                |                   |           |         |              |          |                   |             |        |              |        |                   | Funchal                   |             |        |         |       |          |        |             |               |         |             |      |       |   |       |       |      |      |       |
|                                |                   |           |         |              |          |                   |             |        |              |        |                   | ARGELIA                   |             |        |         |       |          |        |             |               |         |             |      |       |   |       |       |      |      |       |
|                                |                   |           |         |              |          |                   |             |        |              |        |                   | Orán                      | 09,0        | -1,3   | 6       | Cal-0 | 12       | N      | 11,7        | N-2           |         |             |      |       |   |       |       |      |      |       |
|                                |                   |           |         |              |          |                   |             |        |              |        |                   | Argél                     | 12,3        | 0,4    | 4       | Cal-0 | 12       | N      | 13,3        | ENE-3         |         |             |      |       |   |       |       |      |      |       |
|                                |                   |           |         |              |          |                   |             |        |              |        |                   | Laghouat                  | 17,9        |        |         | SW-1  | 9        | D      | 18,6        | SW-1          |         |             |      |       |   |       |       |      |      |       |
|                                |                   |           |         |              |          |                   |             |        |              |        |                   | Biskra                    | 17,5        |        |         | S-3   | 12       | LL     | 18,2        | SW-3          |         |             |      |       |   |       |       |      |      |       |
|                                |                   |           |         |              |          |                   |             |        |              |        |                   | Cap de Garde              | 15,3        |        |         | E-2   | 11       | NB     | 16,9        | NE-3          |         |             |      |       |   |       |       |      |      |       |

#### RADIOGRAMAS TRANSMITIDOS DESDE BARCOS

| DIA | HORA | LAT. N | LONG. E | PRES. MB | VIENTO | TIEMPO |
|-----|------|--------|---------|----------|--------|--------|
| 14  | 7    | 39º,2  | 4º,2    | 1011,9   | ENE-4  | Nuboso |

#### PRECIOS DE SUSCRIPCIÓN

ESPAÑA ..... Un año 36 pesetas. Un semestre 18 pesetas  
EXTRANJERO ..... Un año 72 pesetas.

ADMINISTRADOR: Sr. Habilitado del Instituto Geográfico.

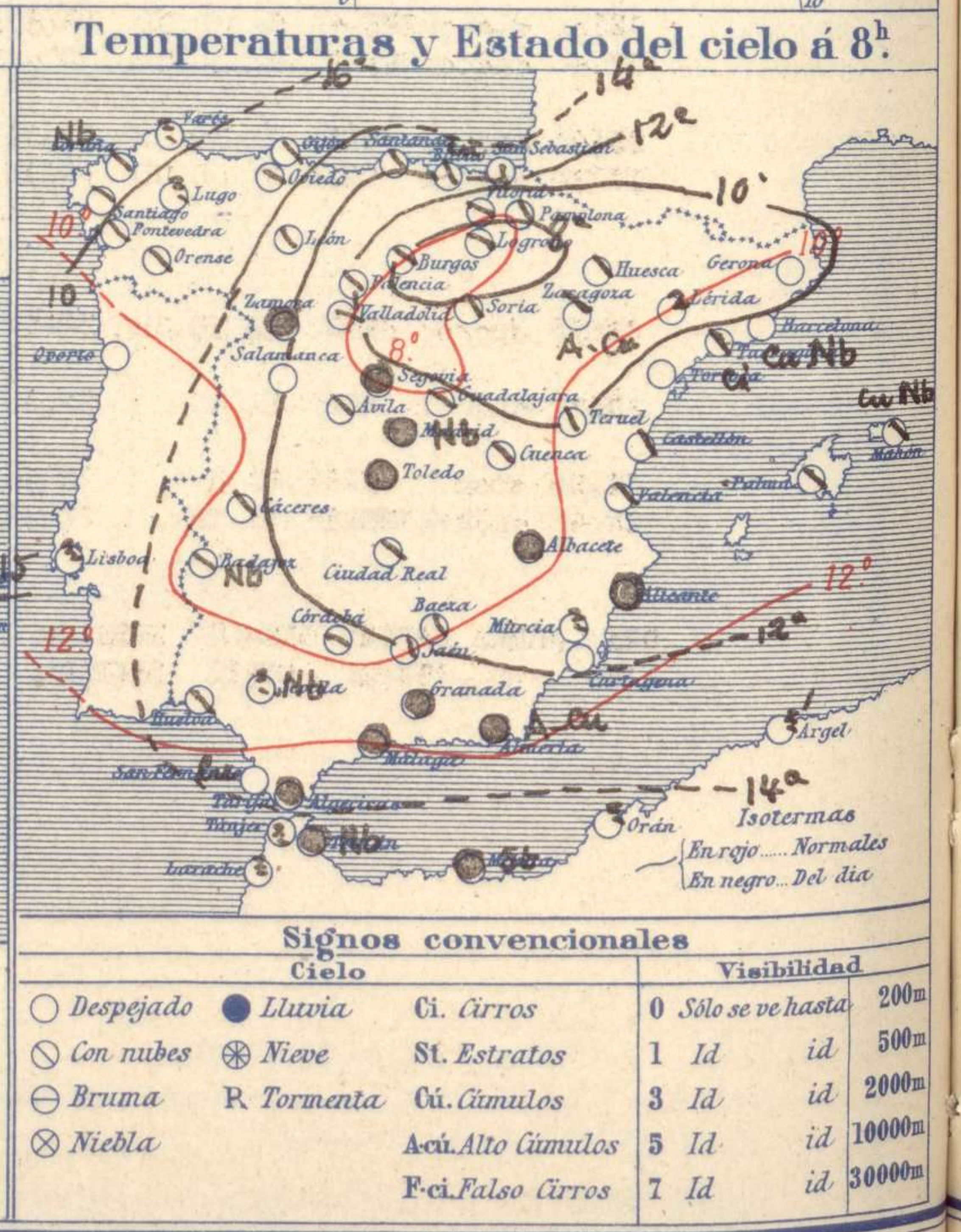
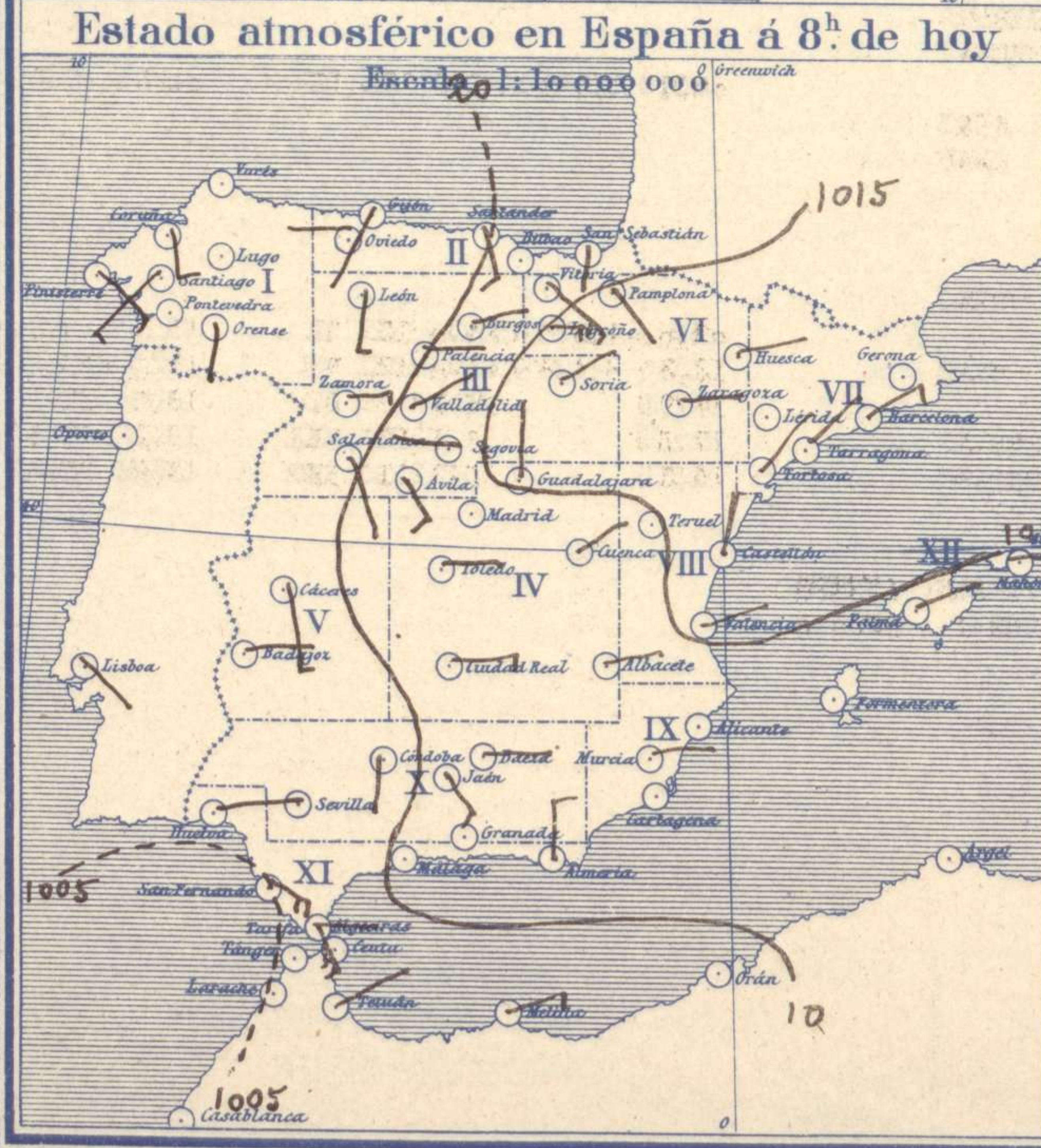
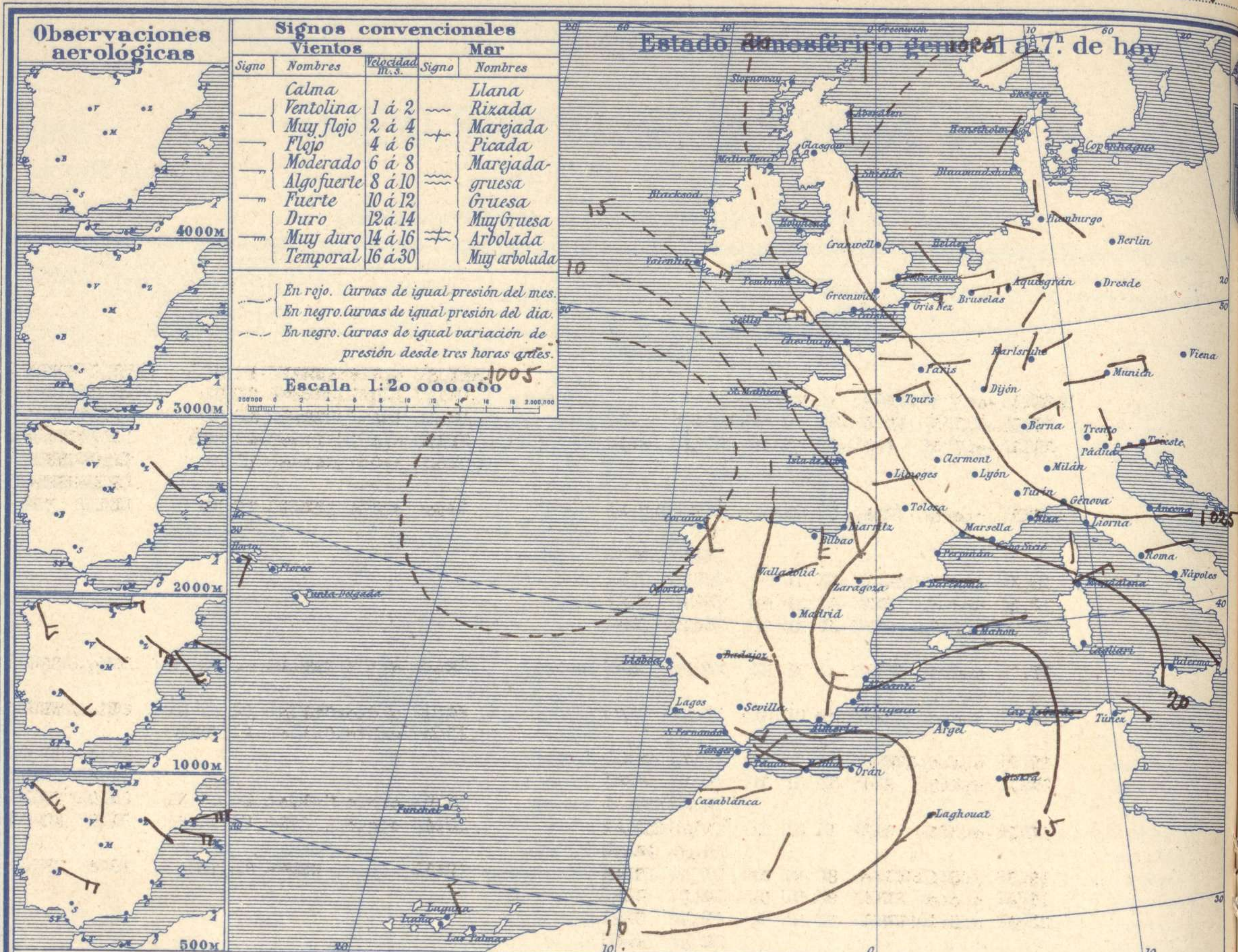
#### CORRESPONDENCIA . CORRESPONDANCE . CORRESPONDENCE . KORRESPONDENZ

*Sr. Jefe del servicio Meteorológico  
Parque del Retiro*

Apartado 285

Madrid. (España)



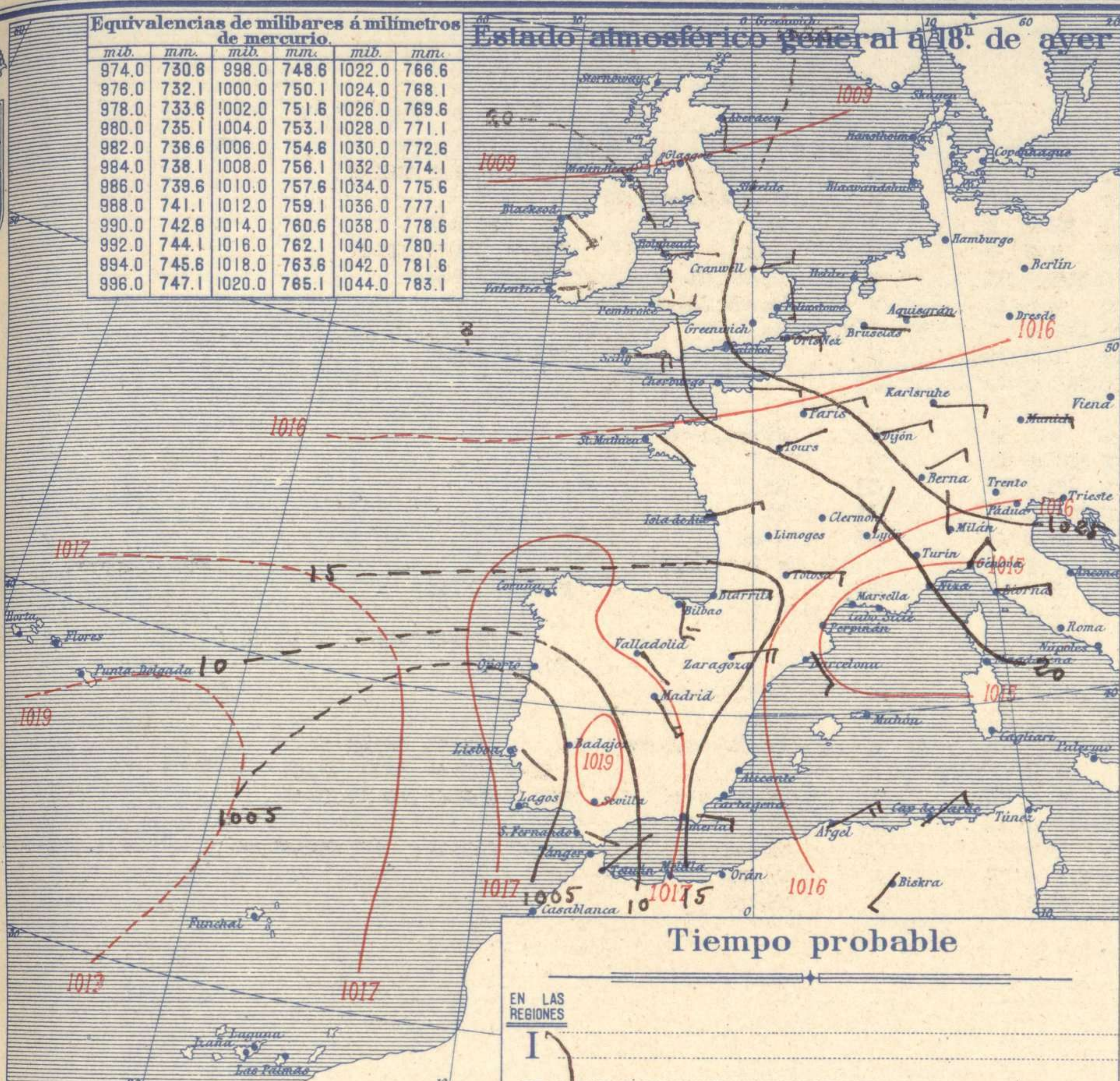




### Equivalencias de milibares á milímetros de mercurio.

| mb.   | mm.   | mb.    | mm.   | mb.    | mm.   |
|-------|-------|--------|-------|--------|-------|
| 974.0 | 730.8 | 998.0  | 748.6 | 1022.0 | 766.6 |
| 976.0 | 732.1 | 1000.0 | 750.1 | 1024.0 | 768.1 |
| 978.0 | 733.6 | 1002.0 | 751.6 | 1026.0 | 769.6 |
| 980.0 | 735.1 | 1004.0 | 753.1 | 1028.0 | 771.1 |
| 982.0 | 736.6 | 1006.0 | 754.6 | 1030.0 | 772.6 |
| 984.0 | 738.1 | 1008.0 | 756.1 | 1032.0 | 774.1 |
| 986.0 | 739.6 | 1010.0 | 757.6 | 1034.0 | 775.6 |
| 988.0 | 741.1 | 1012.0 | 759.1 | 1036.0 | 777.1 |
| 990.0 | 742.6 | 1014.0 | 760.6 | 1038.0 | 778.6 |
| 992.0 | 744.1 | 1016.0 | 762.1 | 1040.0 | 780.1 |
| 994.0 | 745.6 | 1018.0 | 763.6 | 1042.0 | 781.6 |
| 996.0 | 747.1 | 1020.0 | 765.1 | 1044.0 | 783.1 |

### Estado atmosférico general á las 18<sup>h</sup>. de ayer



### Temperaturas extrema y Lluvia

| Estaciones    | Temperaturas |        | Lluvia |
|---------------|--------------|--------|--------|
|               | Máx.         | Mínima |        |
| La Coruña     | 17           | 10     | 46     |
| Santiago      | 17           | 11     | 13     |
| Pontevedra    | 20           | 9      | 1p     |
| Lugo          |              |        |        |
| Orense        | 18           | 11     |        |
| Gijón         | 16           | 8      |        |
| Oviedo        | 20           | 13     | 1      |
| Santander     | 20           | 12     |        |
| Bilbao        | 18           | 11     |        |
| San Sebastián | 20           | 12     |        |
| León          | 15           | 9      |        |
| Zamora        | 19           | 3      |        |
| Palencia      | 17           | 7      |        |
| Burgos        | 16           | 2      |        |
| Soria         | 12           | 2      |        |
| Valladolid    | 20           | 8      | 1      |
| Salamanca     | 21           | 7      | 1p     |
| Avila         | 10           | 3      |        |
| Segovia       | 18           | 7      | 3      |
| Madrid        | 16           | 6      | 2      |
| Toledo        | 16           | 6      | 13     |
| Guadalajara   | 16           | 6      | 1      |
| Cuenca        | 15           | 2      |        |
| Ciudad Real   | 17           | 6      | 11     |
| Albacete      | 13           | 5      | 1      |
| Cáceres       | 16           | 8      | 1p     |
| Badajoz       | 17           | 10     | 3      |
| Vitoria       | 15           | 6      |        |
| Logroño       | 14           | 4      |        |
| Pamplona      | 17           | 5      |        |
| Huesca        | 15           | 4      |        |
| Zaragoza      | 16           | 6      |        |
| Lérida        |              |        |        |
| Gerona        | 15           | 6      |        |
| Barcelona     | 13           | 9      |        |
| Tarragona     | 12           | 8      |        |
| Tortosa       | 16           | 6      |        |
| Teruel        | 12           | 3      |        |
| Castellón     | 12           | 10     |        |
| Valencia      | 12           | 8      |        |
| Alicante      | 15           | 7      | 3      |
| Murcia        | 13           | 7      | 10     |
| Sevilla       | 17           | 11     | 12     |
| Córdoba       | 16           | 9      | 10     |
| Jaén          | 17           | 9      | 10     |
| Baeza         | 15           | 6      | 9      |
| Granada       | 16           | 8      | 8      |
| Huelva        | 17           | 10     | 1      |
| San Fernando  | 14           | 12     | 3      |
| Algeciras     | 14           | 12     | 13     |
| Málaga        | 14           | 11     | 15     |
| Almería       | 16           | 10     | 4      |
| Palma         | 18           | 7      |        |
| Mahón         | 13           | 11     |        |
| Las Palmas    |              |        |        |
| Laguna        | 19           | 12     | 2      |
| Izaña         | 8            | 3      | 5      |
| Tetuán        | 13           | 12     | 23     |
| Melilla       |              |        |        |
| Tánger        |              |        |        |

### Tiempo probable

- EN LAS REGIONES
- I
  - II
  - III
  - IV
  - V
  - VI
  - VII
  - VIII
  - IX
  - X
  - XI
  - XII

Vientos flojos y moderados de la región del Este y persistencia de las lluvias.

### Estado General

Se aproximó a la península Ibérica la borrasca del Atlántico por lo cual va empeorando el tiempo en España, principalmente en Galicia y en Andalucía en cuyas regiones llueve abundantemente.

### Observaciones en Madrid de 18<sup>h</sup> del día 13 á 13<sup>h</sup> del día 14

PARQUE DEL RETIRO (Altitud 667 m.)

| Horas | Barómetro |           | Temperatura | Humedad | Viento | Lluvia | Estado del | Notas | Horas de insolación     |
|-------|-----------|-----------|-------------|---------|--------|--------|------------|-------|-------------------------|
|       | mm        | milibares |             |         |        |        |            |       |                         |
| 18    | 701.2     | 934.9     | 13.6        | 46      | SE 3   |        | Cuba       |       | 3-5                     |
| 1     | 702.7     | 936.9     | 7.4         | 92      | SE 1   | ip     | Llovizna   |       | Temperatura máxima 15.8 |
| 7     | 702.1     | 936.1     | 6.5         | 95      | Cal 0  | 1.5    | lueve      |       | Id mínima 6.2           |
| 13    | 701.4     | 935.1     | 7.9         | 88      | E 1    |        | Llovizna   |       | Id máxima normal 13.3   |
|       |           |           |             |         |        |        |            |       | Id mínima id 3.5        |
|       |           |           |             |         |        |        |            |       | Id normal media 8.3     |
|       |           |           |             |         |        |        |            |       | Presión normal 704.0    |



# OBSERVACIONES DE ESPAÑA

| ESTACIONES                                     | PRESIÓN MILIBARES |           | VIENTO |         | TEMPE RATUR A | HUMEDAD | TIEMPO   |        | NUBES           | MAR | DIRECCIÓN Y FUERZA DEL VIENTO Á |  |       |       |       |      |      |  |
|--|-------------------|-----------|--------|---------|---------------|---------|----------|--------|-----------------|-----|---------------------------------|--|-------|-------|-------|------|------|--|
|  | á 0°              | VARIACIÓN | C.     | D. y F. |               |         | Presente | Pasado |                 |     | 500                             | 1000                                     | 2000  | 3000  | 4000  | 5000 | 6000 |  |
|  | N. M. G. N.       |           |        |         | °             | %       | ..       | ...    |                 |     |                                 |  |       |       |       |      |      |  |
| OBSERVACIONES Á 7 <sup>h</sup>                 |                   |           |        |         |               |         |          |        |                 |     |                                 | OBSERVACIONES Á 7 <sup>h</sup>           |       |       |       |      |      |  |
| La Coruña                                      | 1000.7            | 0.9       | 1      | SSE-3   | 15            |         | N        |        | Nb, Ci-st       | 2   | SSE-6                           | SSE-4                                    | FSE-1 |       |       |      |      |  |
| Bilbao   | 09.0              | 0.8       | 4      | S-5     | 12            |         | N        |        | Fr-cu, Ci-cu    | 2   |                                 |  |       |       |       |      |      |  |
| Valladolid                                     | 11.9              | 0.1       | 1      | NE-1    | 8             |         | N        |        | St              |     |                                 | ESE-1                                    |       |       |       |      |      |  |
| Zaragoza                                       | 17.7              | 0.1       | 4      | E-2     | 8             |         | N        |        | A-cu            |     | ESE-4                           | SE-7                                     | SE-4  |       |       |      |      |  |
| Barcelona                                      | 17.9              | -0.4      | 5      | ENE-3   | 11            |         | N        |        | Cu-nb, Ci       |     | ENE-6                           | ESE-2                                    |       |       |       |      |      |  |
| Mahón  | 15.4              | 0.0       | 0      | E-4     | 12            |         | N        |        | Cu-nb, Ci-st    | 5?  |                                 |  |       |       |       |      |      |  |
| Madrid   | 14.5              | 0.0       | 0      | Cal-o   | 7             | 95      | LL       | LL     | Nb              | 7   |                                 |  |       |       |       |      |      |  |
| Badajóz  | 08.3              | 0.1       | 4      | E-2     | 12            |         | N        |        | Nb              |     | ESE-5                           | SE-4                                     |       |       |       |      |      |  |
| Alicante                                       | 13.3              | -0.9      | 5      | Cal-o   | 10            |         |          |        |                 | 11  |                                 |  |       |       |       |      |      |  |
| Sevilla  |                   |           |        |         |               |         |          |        |                 |     |                                 |  |       |       |       |      |      |  |
| Almería  | 11.4              | 0.5       | 4      | N-3     | 12            |         |          |        | St-cu, A-st     | 2   |                                 |  |       |       |       |      |      |  |
| S. Fernando                                    | 05.4              | -1.1      | 8      | ESE-6   | 13            |         | D        |        | Cu              | 4   |                                 |  |       |       |       |      |      |  |
| Tetuán   | 07.0              | -0.1      | 7      | NE-1    | 13            |         | 11       |        | Nb              |     |                                 |  |       |       |       |      |      |  |
| Melilla  | 05.0              | -0.9      | 6      | ENE-3   | 13            |         | 11       |        | St              | 6   |                                 |  |       |       |       |      |      |  |
| Izaña  | 773.7             | 1.3       | 1      | NW-4    | -1            |         | NE       |        | A-cu            |     |                                 |  |       |       |       |      |      |  |
| OBSERVACIONES Á 18 <sup>h</sup> de la víspera. |                   |           |        |         |               |         |          |        |                 |     |                                 | OBSERVACIONES Á 12 <sup>h</sup> víspera. |       |       |       |      |      |  |
| La Coruña                                      | 1018.9            | 0.3       | 4      | N-6     | 10            |         | NE       |        |                 | 5   | SSE-3                           | S-5                                      |       |       |       |      |      |  |
| Bilbao   | 07.3              |           |        | S-4     |               |         |          |        |                 |     |                                 |  |       |       |       |      |      |  |
| Valladolid                                     | 08.3              |           |        | SE-2    |               |         |          |        |                 |     |                                 | ESE-2                                    | SSE-3 | S-5   | SSE-4 |      |      |  |
| Zaragoza                                       | 13.7              |           |        | E-4     |               |         |          |        |                 |     | ESE-3                           | ESE-2                                    |       |       |       |      |      |  |
| Barcelona                                      | 19.1              | 0.6       | 4      | SE-3    | 12            |         | N        |        | Cu-nb, A-cu     |     |                                 |  |       |       |       |      |      |  |
| Mahón  | 17.3              | -0.8      | 6      | E-3     | 11            |         | N        |        | A-cu            | 4?  |                                 |  |       |       |       |      |      |  |
| Madrid   | 11.1              | 0.0       | 4      | SE-3    | 14            | 48      | N        | N      | Nb, St-cu, A-cu |     | ESE-1                           | S-10                                     |       |       |       |      |      |  |
| Badajoz  | 07.3              |           |        | SE-1    |               |         |          |        |                 |     | E-6                             | SE-4                                     | S-7   | S-8   |       |      |      |  |
| Alicante                                       | 13.7              | -0.8      | 5      | NE-3    | 13            |         | N        |        | St-cu, A-st     | 3   | ENE-9                           | ENE-6                                    | ENE-5 | SE-4  |       |      |      |  |
| Sevilla  | 08.5              | 0.8       | 2      | Cal-o   | 15            |         | LL       |        | Nb              |     |                                 |  |       |       |       |      |      |  |
| Almería  | 13.3              | 1.6       | 1      | E-3     | ?             |         | LL       |        | Cu-nb           | 2   | NNE-2                           | ENE-1                                    | W-2   | WSW-3 | SW-1  |      |      |  |
| S. Fernando                                    | 08.1              | -1.2      | 8      | ESE-6   | 13            |         | N        |        | Ci-st           | 6?  |                                 |  |       |       |       |      |      |  |
| Tetuán   | 11.4              | -0.1      | 8      | NE-2    | 12            |         | N        |        | St-cu           |     |                                 |  |       |       |       |      |      |  |
| Melilla  |                   |           |        |         |               |         |          |        |                 |     |                                 |  |       |       |       |      |      |  |
| Izaña  |                   |           |        |         |               |         |          |        |                 |     |                                 |  |       |       |       |      |      |  |

| ESTACIONES                     | PRESIÓN MILIBARES |           | VIENTO |         | TEMPE RATUR A | TIEMPO |          | PRESIÓN MILIBARES | VIENTO |      | ESTACIONES | PRESIÓN MILIBARES              |      | VIENTO  |       | TEMPE RATUR A | TIEMPO   |        | PRESIÓN MILIBARES | VIENTO |           |     |         |
|--------------------------------|-------------------|-----------|--------|---------|---------------|--------|----------|-------------------|--------|------|------------|--------------------------------|------|---------|-------|---------------|----------|--------|-------------------|--------|-----------|-----|---------|
|                                | á 0°              | VARIACIÓN | C.     | D. y F. |               | °      | Presente |                   | Pasado | á 0° |            | VARIACIÓN                      | C.   | D. y F. | °     |               | Presente | Pasado |                   | á 0°   | VARIACIÓN | C.  | D. y F. |
|                                | N. M. G. N.       |           |        |         | °             | ..     | ...      | N. M. G. N.       |        |      |            |                                | °    | ..      | ...   | N. M. G. N.   |          |        |                   | °      | ..        | ... |         |
| OBSERVACIONES Á 8 <sup>h</sup> |                   |           |        |         |               |        |          |                   |        |      |            | OBSERVACIONES Á 8 <sup>h</sup> |      |         |       |               |          |        |                   |        |           |     |         |
| OBSERV. Á 18 <sup>h</sup>      |                   |           |        |         |               |        |          |                   |        |      |            | OBSERV. Á 18 <sup>h</sup>      |      |         |       |               |          |        |                   |        |           |     |         |
| Vares                          |                   |           |        |         |               |        |          |                   |        |      | Vitoria    | 1014.1                         | 0.4  | 1       | SE-1  | 7             | N        | 1009.4 | SE-3              |        |           |     |         |
| Finisterre                     | 1006.7            | 0.3       | 1      | SE-5    | 12            | N      |          | 1005.1            | E-3    |      | Logroño    | 16.6                           | 0.0  | 0       | E-5   | 6             | N        | 17.7   | E-6               |        |           |     |         |
| Santiago                       | 09.3              | 0.1       | 4      | SW-3    | 14            | N      |          | 07.9              | SW-3   |      | Pamplona   | 17.7                           | 0.1  | 4       | SE-1  | 5             | N        | 13.7   | Cal-o             |        |           |     |         |
| Pontevedra                     | 07.5              | 1.3       | 1      | N-2     | 15            | N      |          | 05.0              | S-1    |      | Huesca     | 20.3                           | 0.0  | 0       | E-2   | 6             | N        | 18.7   | SE-o              |        |           |     |         |
| Lugo                           |                   |           |        |         |               |        |          |                   |        |      | Lérida     |                                |      |         |       |               |          |        |                   |        |           |     |         |
| Orense                         | 05.5              | 2.0       | 1      | S-1     | 14            | N      |          | 04.3              | NW-1   |      | Gerona     | 19.8                           | 0.0  | 0       | Cal-o | 8             | D        | 21.1   | S-2               |        |           |     |         |
| Gijón                          | 05.9              | 0.1       | 1      | SSW-o   | 13            | N      |          | 04.3              | SE-o   |      | Tarragona  | 18.2                           |      |         | NE-2  | 11            | D        | 19.4   | ENE-o             |        |           |     |         |
| Oviedo                         | 06.9              | 0.0       | 0      | W-o     | 16            | N      |          | 05.6              | NE-1   |      | Tortosa    | 17.9                           | -0.6 | 5       | NE-2  | 11            | D        | 19.3   | SSE-4             |        |           |     |         |
| Santander                      | 09.9              | 0.9       | 1      | SSE-3   | 12            | N      |          | 09.1              | ESE-3  |      | Teruel     | 14.7                           |      |         | Cal-o | 5             | N        | 15.5   | SE-2              |        |           |     |         |
| San Sebastián                  | 12.2              | 0.5       | 2      | S-2     | 14            | N      |          | 10.9              | S-1    |      | Castellón  | 17.5                           | 0.0  | 0       | NNE-1 | 11            | N        | 19.1   | NE-1              |        |           |     |         |
| León                           | 12.9              |           |        | S-3     | 9             | N      |          | 09.1              | S-3    |      | Valencia   | 15.0                           |      |         | ENE-1 | 12            | N        | 18.3   | NNE-2             |        |           |     |         |
| Zamora                         | 09.8              | 0.0       | 0      | E-3     | 8             | 11     |          | 10.0              | S-2    |      | Murcia     | 13.0                           |      |         | E-o   | 10            | ?        | 13.8   | E-1               |        |           |     |         |
| Palencia                       | 12.1              | 0.3       | 4      | E-1     | 7             | N      |          | 07.0              | SSW-2  |      | Córdoba    | 08.6                           | -0.7 | 8       | E-2   | 11            | N        | 11.3   | E-1               |        |           |     |         |
| Burgos                         | 15.8              | 1.1       | 4      | E-1     | 3             | NE     |          | 08.6              | SE-4   |      | Jaén       | 09.9                           |      |         | SE-3  | 10            | N        | 10.3   | SE-1              |        |           |     |         |
| Soria                          | 16.6              | 0.0       | 0      | ENE-2   | 3             | N      |          | 13.0              | SE-2   |      | Baeza      | 10.9                           | -0.4 | 8       | E-2   | 7             | N        | 09.3   | NE-3              |        |           |     |         |
| Salamanca                      | 09.5              | 0.6       | 4      | SSE-1   | 9             | D      |          | 06.5              | S-1    |      | Granada    | 10.6                           | -0.5 | 5       | Cal-o | 8             | 11       | 12.6   | SSW-4             |        |           |     |         |
| Avila                          | 11.7              |           |        | SE-4    | 4             | N      |          | 07.3              | SSE-4  |      | Huelva     | 06.2                           |      |         | E-1   | 12            | N        | 18.7   | SE-7              |        |           |     |         |
| Segovia                        | 11.0              | 0.0       | 0      | W-1     | 7             | 11     |          | 08.5              | E-1    |      | Tarifa     | 05.0                           | 0.0  | 0       | SE-7  | 13            | 11       | 08.7   | SE-7              |        |           |     |         |
| Toledo                         | 12.9              | 0.4       | 2      | E-2     | 7             | 11     |          | 09.9              | SE-3   |      | Algeciras  | 07.0                           | 0.0  | 0       | E-3   | 13            | D        |        |                   |        |           |     |         |
| Guadalajara                    | ?                 | 0.0       | 0      | N-o     | 7             | N      |          | 09.3              | SE-2   |      | Tánger     |                                |      |         |       |               |          |        |                   |        |           |     |         |
| Cuenca                         | 13.4              | 0.0       | 0      | NE-5    | 6             | N      |          | 13.3              | E-2    |      | Málaga     | 10.6                           | -1.6 | 5       | E-3   | 12            | 11       | 15.0   | S-1               |        |           |     |         |
| Ciudad Real                    | 10.9              | 0.0       | 0      | E-4     | 7             | N      |          | 10.9              | Cal-o  |      | Palma      | 15.1                           | -0.3 | 6       | ENE-1 | 11            | N        | 17.5   | NE-1              |        |           |     |         |
| Albacete                       | 13.7              | 0.4       | 4      | E-2     | 6             | 11     |          | 16.1              | E-3    |      | Las Palmas |                                |      |         |       |               |          |        |                   |        |           |     |         |
| Cáceres                        | 09.5              | 0.0       | 0      | SSE-4   | 9             | N      |          | 07.8              | S-4    |      | Laguna     | 09.5                           | 0.7  | 1       | NW-5  | 13            | N        | 09.3   | WNW-3             |        |           |     |         |

**NOTICIAS** Las presiones de Izaña no estan reducidas al nivel del mar.

\* Expresado en medias horas antes observación.  
 \*\* D. despejado ó semidespejado; N. nuboso ó cubierto; NB. niebla ó bruma; A. aguaceros; LL. lloviznas; LL. lluvias (G. granizo (sin truenos); An. aguanieve; nv. nieve; T. tormenta.  
 \*\*\* D. despejado ó semidespejado; N. nuboso; NC. cubierto constantemente; NB. niebla ó bruma; A. aguaceros; LL. lloviznas; nv. nieve ó aguanieve; G. granizo (sin truenos); T. tormenta.