

DIRECCIÓN GENERAL DEL INSTITUTO GEOGRÁFICO

SERVICIO METEOROLÓGICO BOLETÍN

AÑO XXXI

Núm.º 352

1923

15 de Diciembre

OBSERVACIONES DEL EXTRANJERO

| ESTACIONES | PRESIÓN MILIBARES | | | VIENTO | TEMPE- RATU- RA | TIEMPO | | PRESIÓN MILIBARES | VIENTO | ESTACIONES | PRESIÓN MILIBARES | | | VIENTO | TEMPE- RATU- RA | TIEMPO | | PRESIÓN MILIBARES | VIENTO | | |
|--------------------------------|-------------------|-------------|-----------|--------|-----------------------|--------|---------|-------------------|--------|--------------------------------|-------------------|----------|--------|--------|-----------------------|--------|-------------|-------------------|--------|-----------|-------|
| | á 0° | N. M. G. N. | VARIACIÓN | | | C | D. y E. | | | | C.º | Presente | Pasado | | | á 0° | N. M. G. N. | | | VARIACIÓN | C |
| OBSERVACIONES Á 7 ^h | | | | | | | | | | OBSERVACIONES Á 7 ^h | | | | | | | | | | | |
| OBSERV. Á 18 ^h | | | | | | | | | | OBSERV. Á 18 ^h | | | | | | | | | | | |
| DINAMARCA | | | | | | | | | | Tours | 1027.9 | -0.5 | 6 | WSW-2 | 6 | N | 1029.7 | | | W-2 | |
| Skagen | 1002.7 | 0.0 | 0 | WNW-3 | 4 | N | N | 1002.7 | WNW-3 | Saint Mathieu | 30.6 | 0.3 | 6 | NW-2 | 11 | NB | 30.5 | | | NW-3 | |
| Hanestholm | 04.2 | 1.3 | 4 | SSE-3 | 4 | N | N | | | Isla de Aix | 31.0 | 0.0 | | WNW-1 | 7 | N | | | | | |
| Copenhague | 998.7 | 0.7 | 5 | W-5 | 5 | D | N | 06.5 | W-3 | Clermont | 29.0 | 0.1 | 8 | Cal-0 | 3 | N | 28.3 | | | Cal-0 | |
| Blaavandshuk | 1007.0 | 0.0 | | W-3 | 6 | | 11 | | | Lyón | 28.9 | 0.4 | 8 | NNW-1 | 3 | N | 29.3 | | | WNW-0 | |
| ALEMANIA | | | | | | | | | | Tolosa | 31.1 | 0.1 | 4 | W-2 | 5 | LL | | | | | |
| Hamburgo | 993.0 | 0.0 | 0 | NW-4 | 7 | A | N | 13.0 | WNW-4 | Biarritz | 31.8 | 0.4 | 4 | SE-0 | 5 | N | 30.6 | | | Cal-0 | |
| Berlin | | | | | | | | | | Marsella | 23.8 | 0.9 | 4 | Cal-0 | -1 | D | | | | | |
| Dresde | 1010.3 | 1.3 | 1 | SE-7 | 6 | LL | A | 29.3 | WNW-6 | Perpiñán | 27.0 | | | NW-0 | 9 | N | 25.3 | | | NW-1 | |
| Karlsruhe | 22.1 | 0.7 | 8 | SW-2 | 6 | N | A | 20.4 | SW-3 | Cabo Sicié | | | | | | | | | | | |
| Munich | | | | | | | | 25.0 | WSW-5 | Niza | | | | | | | | | | | |
| Aquisgrán | 15.8 | 0.7 | 5 | W-5 | 7 | ? | A | 22.9 | SW-3 | ITALIA | | | | | | | | | | | |
| HOLANDA | | | | | | | | | | Trento | | | | | | | | | | | |
| Helder | 13.5 | 0.0 | 0 | WNW-6 | 7 | D | N | 17.3 | WSW-4 | Pádua | 20.9 | 0.4 | 2 | NW-0 | -2 | N | 18.5 | | | NE-0 | |
| BÉLGICA | | | | | | | | | | Trieste | | | | | | | | | | | |
| Bruselas | 19.7 | 0.7 | 5 | W-3 | 8 | N | A | 22.7 | WSW-3 | Milán | | | | | | | | | | | |
| ISLAS BRITÁNICAS | | | | | | | | | | Turin | 21.4 | 0.0 | 0 | WSW-1 | 1 | D | | | | | |
| Stornoway | 07.7 | 0.5 | 4 | NW-9 | 3 | A | A | 08.3 | W-5 | Génova | 21.5 | 0.1 | 4 | SSE-2 | 9 | N | 21.6 | | | ESE-1 | |
| Aberdeen | 06.2 | 1.0 | 5 | W-6 | 4 | D | D | 06.4 | WNW-4 | Liorne | | | | | | | | | | | |
| Glasgow | 14.2 | 0.5 | 5 | WNW-5 | 5 | A | A | 12.0 | WSW-4 | Ancona | | | | | | | 15.7 | | | Cal-0 | |
| Shields | 14.2 | 0.0 | 0 | W-2 | 6 | D | D | 12.5 | W-3 | Roma | | | | | | | | | | | |
| Malin Head | | | | | | | | 16.4 | W-6 | Nápoles | | | | | | | | | | | |
| Blacksod | 26.5 | 0.5 | 1 | NW-5 | 8 | A | N | 22.1 | NW-0 | Magdalena | 22.5 | 0.0 | 0 | W-2 | 10 | N | | | | | |
| Valentia | 29.8 | 0.5 | 4 | NW-3 | 9 | N | N | 28.4 | WSW-2 | Cagliari | | | | | | | | | | | |
| Holyhead | 22.8 | 0.5 | 5 | W-6 | 8 | N | N | 21.1 | WSW-5 | Palermo | | | | | | | | | | | |
| Cranwell | 19.2 | 1.0 | 1 | WNW-4 | 7 | N | N | 19.6 | W-4 | Túnez | 26.6 | 0.0 | | SW-2 | 7 | N | | | | | |
| Pembroke | | 0.0 | 0 | WNW-4 | 9 | N | A | 25.1 | W-4 | PORTUGAL | | | | | | | | | | | |
| Greenwich | 21.6 | 0.5 | 4 | WNW-3 | 8 | D | D | 23.6 | W-3 | Oporto | | | | | | | | | | | |
| Felixstowe | | | | | | | | | | Lisboa | 27.1 | 0.0 | 0 | NNE-2 | 10 | D | D | 27.0 | | | NNE-3 |
| Calskol | 27.8 | 0.5 | 4 | NW-4 | 9 | 11 | LL | 25.1 | W-3 | Lagos | | | | | | | | | | | |
| Scilly | 28.9 | 0.0 | 0 | WNW-5 | 9 | N | N | 28.4 | WNW-4 | Horta | 25.3 | 0.0 | | NW-2 | ? | N | 25.0 | | | SE-5 | |
| AUSTRIA | | | | | | | | | | Flores | | | | | | | | | | | |
| Viena | | | | | | | | | | Punta Delgada | | | | | | | | | | | |
| SUIZA | | | | | | | | | | Funchal | | | | | | | | | | | |
| Berna | | | | | | | | 30.1 | NE-0 | ARGELIA | | | | | | | | | | | |
| FRANCIA | | | | | | | | | | Orán | 26.2 | 0.3 | 5 | Cal-0 | -1 | D | | | | | |
| Gris Nez | 20.1 | 0.5 | 5 | W-4 | 8 | N | | | | Argél | 26.7 | 0.1 | 6 | SE-1 | 3 | D | | | | | |
| Cherburgo | | | | | | | | | | Laghouat | | | | | | | | | | | |
| París | 24.9 | 0.3 | 7 | WSW-5 | 8 | N | | 25.9 | WSW-4 | Biskra | | | | | | | | | | | |
| Dijón | 27.5 | 0.0 | 4 | SSW-1 | 5 | LL | | 28.3 | SSW-0 | Cap de Garde | | | | | | | | | | | |

RADIOGRAMAS TRANSMITIDOS DESDE BARCOS

DÍA HORA LAT. N LONG. W PRES. MB VIENTO
17 18 59° 0 11° 5 1009.3 W-9

PRECIOS DE SUSCRIPCIÓN

ESPAÑA Un año 36 pesetas. Un semestre 18 pesetas
EXTRANJERO Un año 72 pesetas.

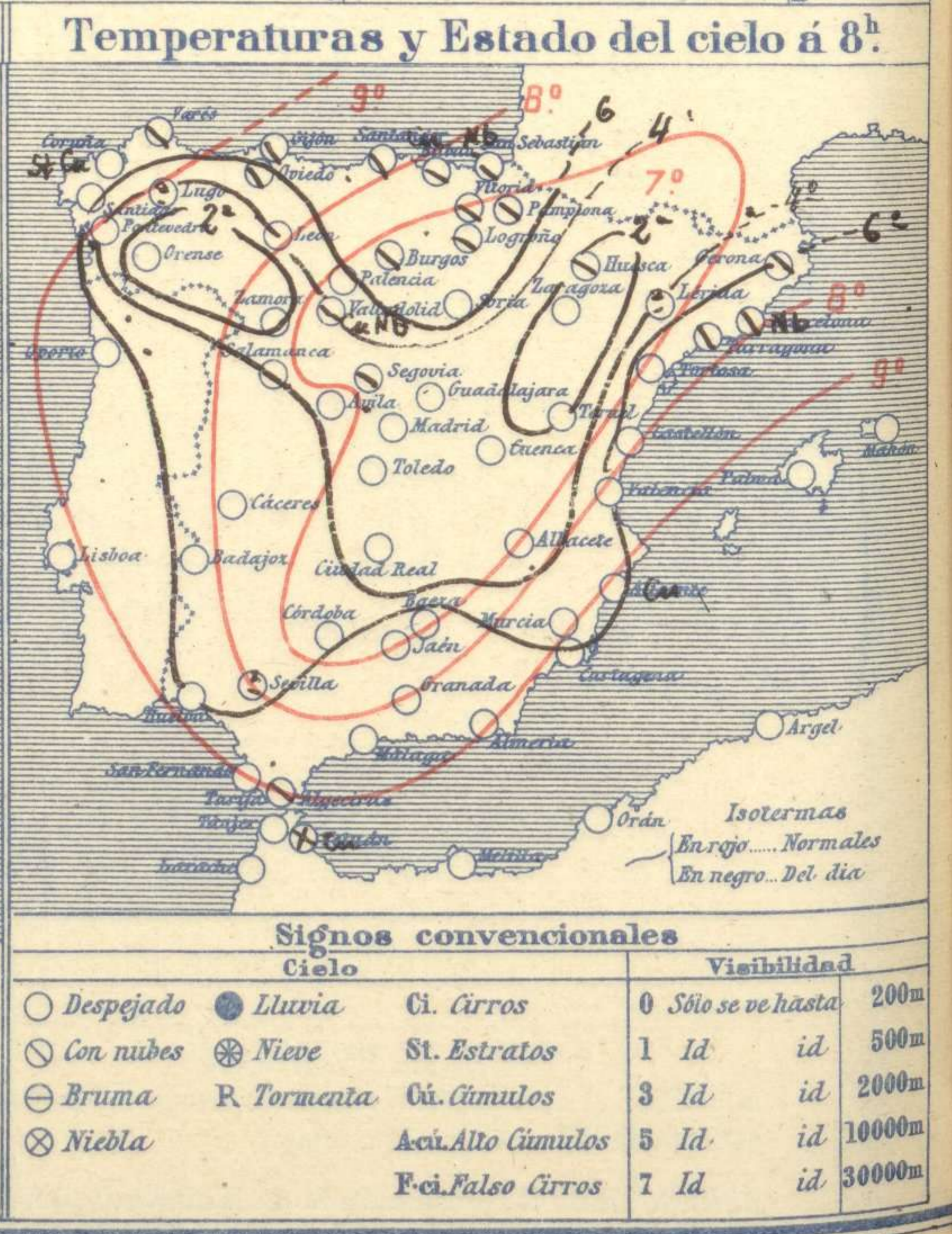
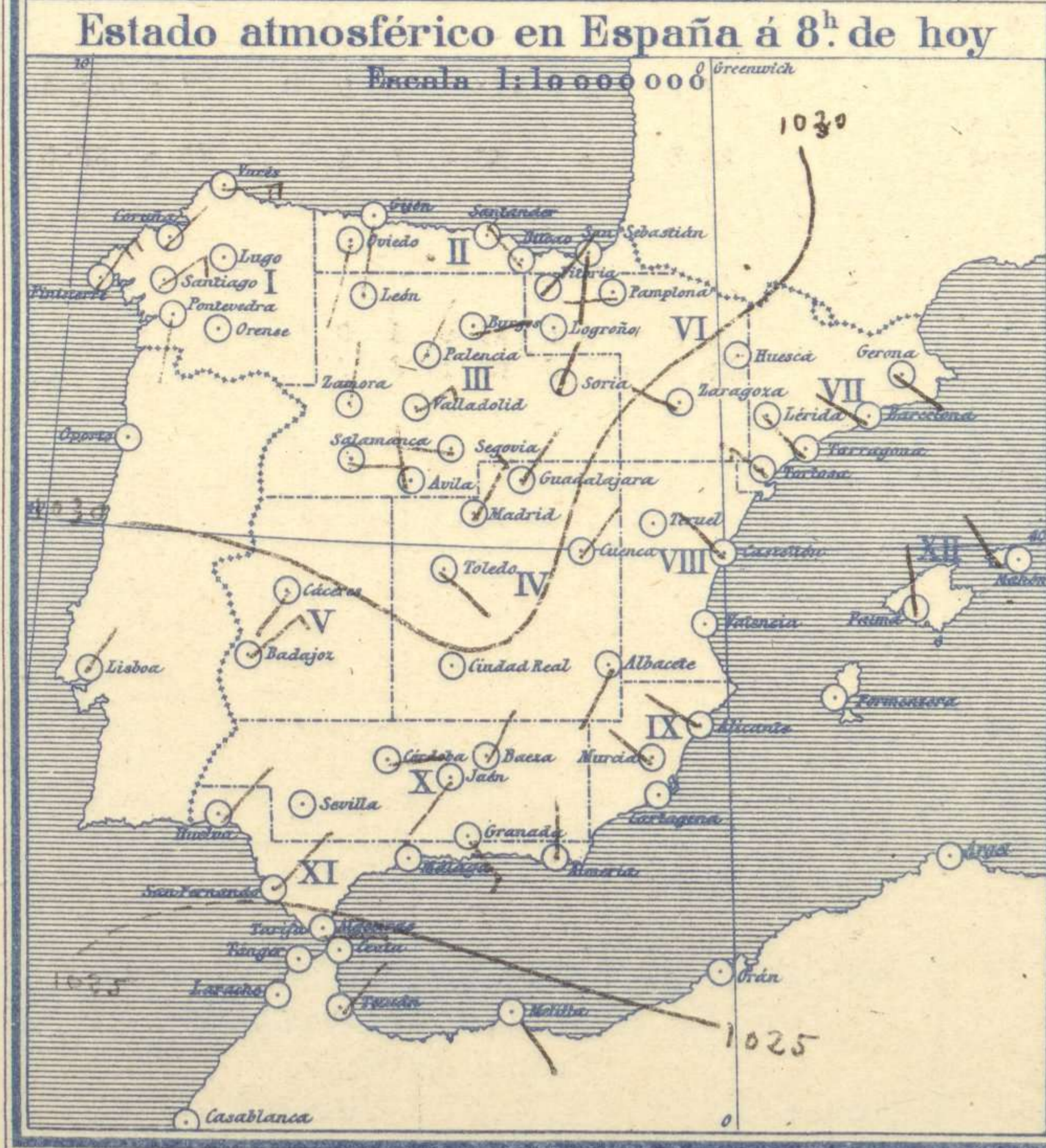
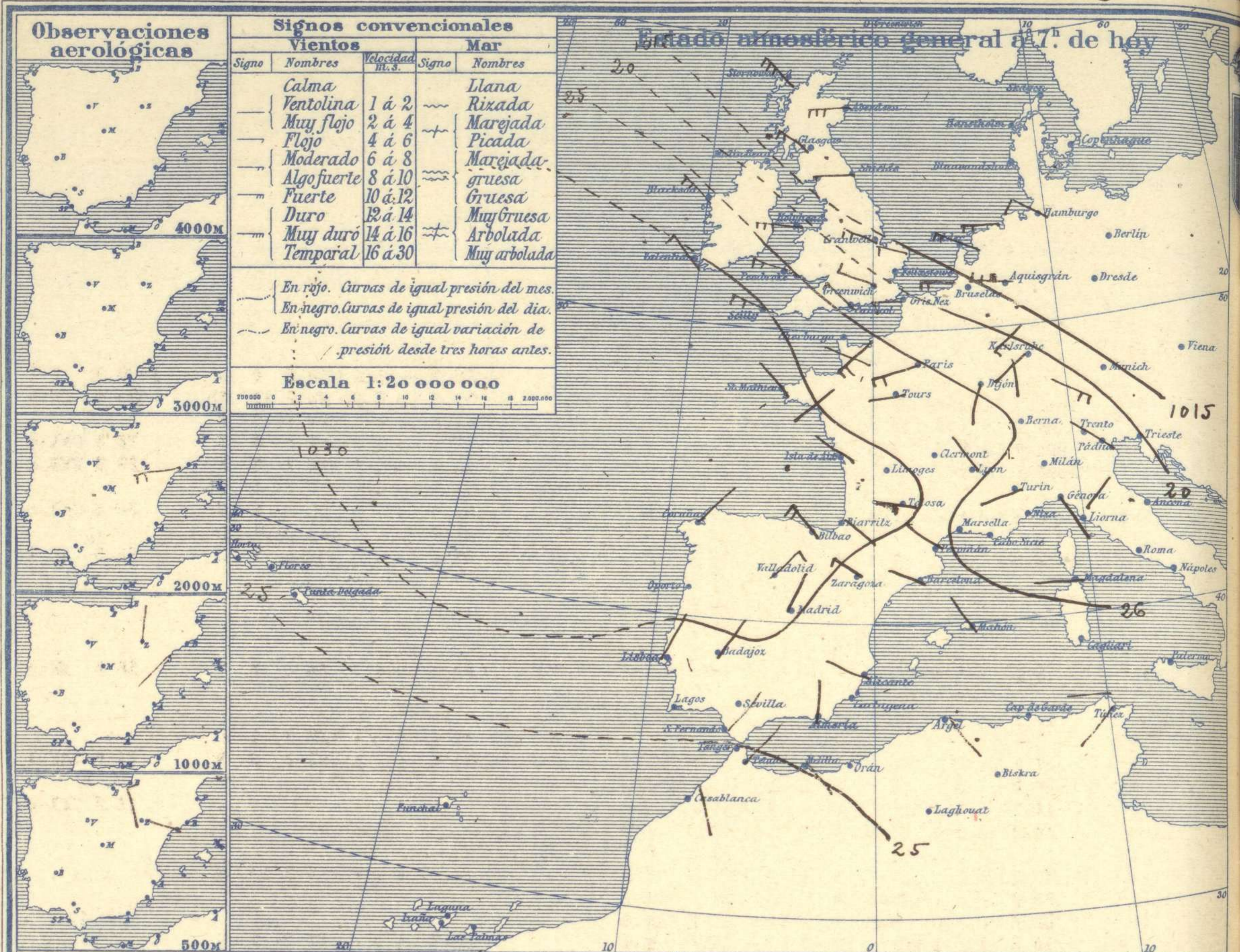
ADMINISTRADOR: Sr. Habilitado del Instituto Geográfico.

CORRESPONDENCIA . CORRESPONDANCE . CORRESPONDENCE . KORRESPONDENZ

*Sr. Jefe del servicio Meteorológico
Parque del Retiro*

Apartado 285

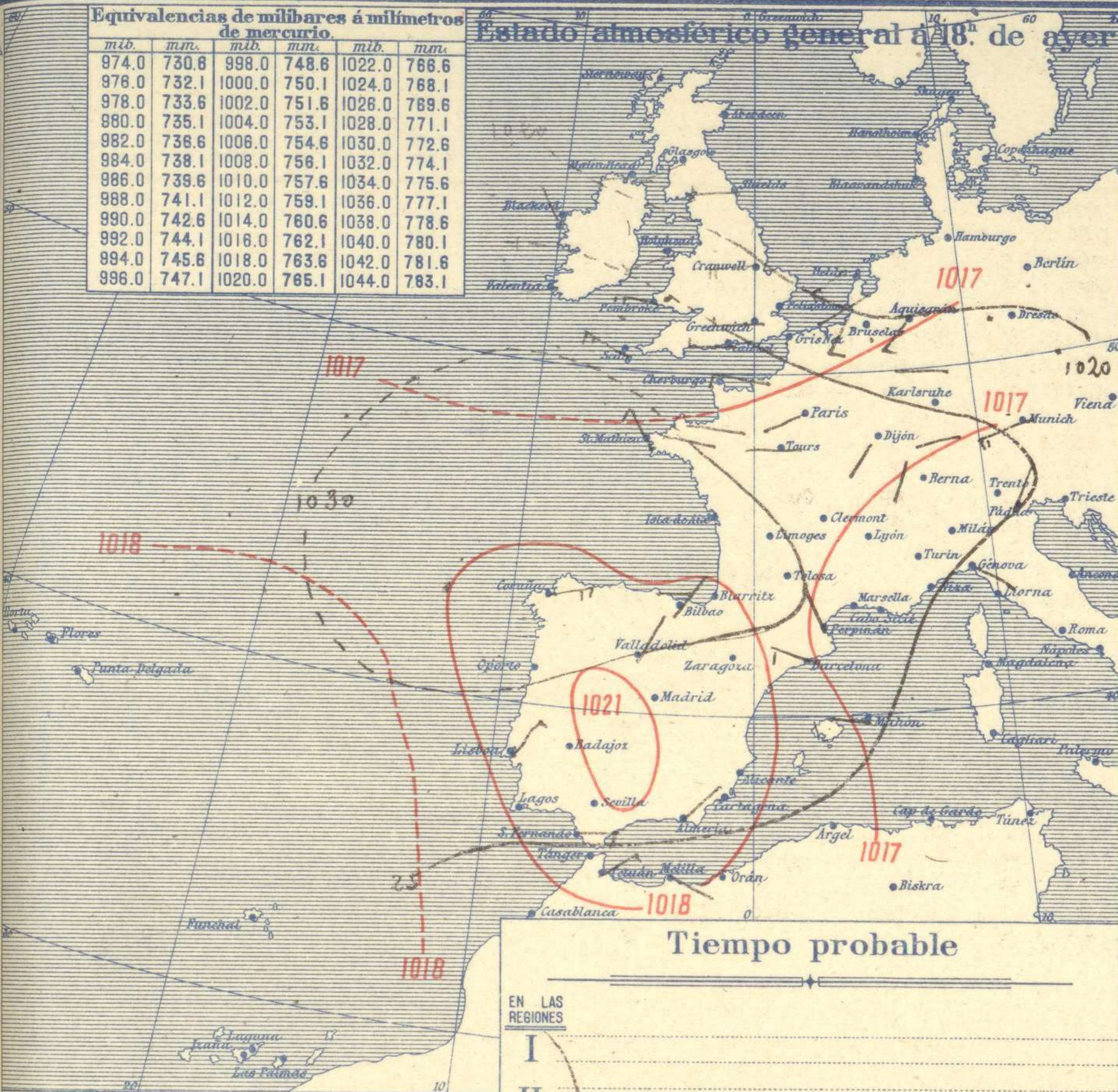
Madrid. (España)



Equivalencias de milibares á milímetros de mercurio.

| mib. | mm. | mib. | mm. | mib. | mm. |
|-------|-------|--------|-------|--------|-------|
| 974.0 | 730.6 | 998.0 | 748.6 | 1022.0 | 766.6 |
| 976.0 | 732.1 | 1000.0 | 750.1 | 1024.0 | 768.1 |
| 978.0 | 733.6 | 1002.0 | 751.6 | 1026.0 | 769.6 |
| 980.0 | 735.1 | 1004.0 | 753.1 | 1028.0 | 771.1 |
| 982.0 | 736.6 | 1006.0 | 754.6 | 1030.0 | 772.6 |
| 984.0 | 738.1 | 1008.0 | 756.1 | 1032.0 | 774.1 |
| 986.0 | 739.6 | 1010.0 | 757.6 | 1034.0 | 775.6 |
| 988.0 | 741.1 | 1012.0 | 759.1 | 1036.0 | 777.1 |
| 990.0 | 742.6 | 1014.0 | 760.6 | 1038.0 | 778.6 |
| 992.0 | 744.1 | 1016.0 | 762.1 | 1040.0 | 780.1 |
| 994.0 | 745.6 | 1018.0 | 763.6 | 1042.0 | 781.6 |
| 996.0 | 747.1 | 1020.0 | 765.1 | 1044.0 | 783.1 |

Estado atmosférico general á 18^h de ayer



Temperaturas extrema y Lluvia

| Estaciones | Temperaturas | | Lluvia mm. |
|--------------------------------|--------------|--------|------------|
| | Max. | Minima | |
| REGIÓN DEL N. W. | | | |
| La Coruña | 12 | 6 | |
| Santiago | 13 | 2 | |
| Pontevedra | 16 | -2 | |
| REGIÓN CANTÁBRICA | | | |
| Lugo | | | |
| Orense | 13 | -2 | |
| Gijón | 13 | 4 | |
| Oviedo | 9 | 2 | |
| Santander | 10 | 5 | |
| Bilbao | 9 | 2 | 9 |
| San Sebastián | 10 | 4 | 7 |
| REGIÓN DEL DUERO | | | |
| León | 7 | -7 | |
| Zamora | 6 | -1 | |
| Palencia | 9 | -1 | |
| Burgos | 7 | -2 | |
| Soria | 10 | -2 | |
| REGIÓN CENTRAL | | | |
| Valladolid | 8 | 3 | |
| Salamanca | 6 | -2 | |
| Avila | 10 | 3 | |
| Segovia | 4 | 4 | |
| Madrid | 9 | 0 | |
| Toledo | 10 | -1 | |
| Guadalajara | 10 | 0 | |
| Cuenca | 10 | -5 | |
| Ciudad Real | 10 | -4 | |
| Albacete | 11 | -4 | |
| EXTREMA MADRUVA | | | |
| Cáceres | 12 | 2 | |
| Badajoz | 13 | 1 | |
| ALTO EBRO | | | |
| Vitoria | 8 | 1 | 0.3 |
| Logroño | 12 | 2 | |
| Pamplona | 9 | 2 | |
| Huesca | 5 | 3 | |
| Zaragoza | 10 | 5 | |
| CATALUÑA | | | |
| Lérida | | | |
| Gerona | 14 | 3 | |
| Barcelona | 15 | 7 | 1p |
| Tarragona | 12 | 2 | |
| Tortosa | 14 | 3 | |
| LEVANTE | | | |
| Teruel | 11 | -6 | |
| Castellón | 14 | 6 | |
| Valencia | 14 | 4 | |
| REGIÓN DEL S. E. | | | |
| Alicante | 17 | 2 | |
| Murcia | 15 | -2 | |
| CUENCA DEL GUADALQUIVIR | | | |
| Sevilla | | | |
| Córdoba | 14 | 1 | |
| Jaén | 13 | 4 | |
| Baeza | 11 | 3 | |
| Granada | 14 | 0 | ip |
| COSTA SUR | | | |
| Huelva | 17 | 4 | |
| San Fernando | 16 | 6 | |
| Algeciras | 15 | 13 | |
| Málaga | 15 | 9 | |
| Almería | 15 | 7 | |
| BALEARES | | | |
| Palma | 13 | 3 | |
| Mahón | 13 | 7 | |
| CANARIAS | | | |
| Las Palmas | 20 | 18 | |
| Laguna | 16 | 11 | |
| Izaña | | | |
| ÁFRICA | | | |
| Tetuán | 15 | 10 | |
| Melilla | 16 | 11 | |
| Tánger | | | |

Tiempo probable

EN LAS REGIONES

- I
- II
- III
- IV
- V
- VI
- VII
- VIII
- IX
- X
- XI
- XII

Vientos flojos de dirección variable y buen tiempo frío.

Estado General

Persiste la acción del núcleo anticiclónico sobre el occidente de Europa, principalmente sensible en España.

Las heladas de la Meseta Central son intensas.

Observaciones en Madrid de 18^h del día 17 á 13^h del día 18

PARQUE DEL RETIRO (Altitud 667 m.)

| Horas | Barómetro | | Temperatura C. | Humedad % | Viento Dirección | Viento F. | Lluvia mm. | Estado del Cielo | Notas | Horas de insolación |
|-------|-----------|-----------|----------------|-----------|------------------|-----------|------------|------------------|-------|---------------------|
| | mm. | milibares | | | | | | | | |
| 18 | 712.4 | 949.8 | 4.9 | 59 | Cal | 0 | | Despej | | 8.0 |
| 1 | 711.8 | 949.0 | 2.3 | 80 | NNE | 3 | | id. | | 8.9 |
| 7 | 711.9 | 949.1 | 3.2 | 79 | NNE | 3 | | id. | | 0.2 |
| 13 | 711.9 | 949.1 | 9.2 | 56 | NNE | 2 | | id. | | 8.3 |
| | | | | | | | | | | 1.5 |
| | | | | | | | | | | 4.9 |
| | | | | | | | | | | 707.0 |

OBSERVACIONES DE ESPAÑA

| ESTACIONES | PRESIÓN MILIBARES | | VIENTO | | TEMPE RATU- RA C° | COMIENZA LLUVIA * | HUMEDAD % | TIEMPO | | NUBES | MAR | VISIBILIDAD | DIRECCIÓN Y FUERZA DEL VIENTO Á | | | | | |
|---|-------------------|-----------|--------|---------|-------------------|-------------------|-----------|----------|--------|--------------|-----|-------------|---------------------------------|------|------|------|------|------|
| | á 0° | VARIACIÓN | C. | D. y F. | | | | Presente | Pasado | | | | 500 | 1000 | 2000 | 3000 | 4000 | 5000 |
| | N. M. G. N. | | | | C° | | | | | | | | | | | | | |
| OBSERVACIONES Á 7 ^h | | | | | | | | | | | | | OBSERVACIONES Á 7 ^{h.} | | | | | |
| La Coruña | 32.2 | 0.0 | 4 | NE-2 | 9 | | | D | | St-cu | 3 | | | | | | | |
| Bilbao | 29.3 | 0.0 | 0 | NW-4 | 9 | | | N | | Cu-nb | 3 | | | | | | | |
| Valladolid | 32.6 | 0.4 | 1 | NE-3 | 2 | | | N | | | | | | | | | | |
| Zaragoza | 28.3 | 1.3 | 4 | WNW-4 | 6 | | | D | | | | | | | | | | |
| Barcelona | 28.5 | 0.4 | 4 | WNW-1 | 8 | | | N | | Nb, Ci-st | | | | | | | | |
| Mahón | 25.8 | 0.4 | 4 | NW-1 | 9 | | | D | | Cu | 5? | | | | | | | |
| Madrid | 29.6 | 0.4 | 1 | NNE-3 | 3 | 79 | | D | D | | | 8 | | | | | | |
| Badajóz | 29.0 | 0.1 | 1 | NE-0 | 1 | | | D | | | | | | | | | | |
| Alicante | 26.1 | 0.3 | 4 | WNW-1 | 3 | | | D | | Cu | 1 | | | | | | | |
| Sevilla | | | | | | | | | | | | | | | | | | |
| Almería | 27.7 | 0.1 | 1 | N-1 | 7 | | | D | | | | | | | | | | |
| S.Fernando | 25.1 | 0.0 | 0 | NE-2 | 6 | | | D | | | 3 | | | | | | | |
| Tetuán | 25.9 | 0.8 | 4 | NE-1 | 11 | | | NB | | Cu | | | | | | | | |
| Melilla | 22.6 | 0.4 | 4 | SE-1 | 10 | | | D | | | 1 | | | | | | | |
| Izaña | | | | | | | | | | | | | | | | | | |
| OBSERVACIONES Á 18 ^h de la víspera | | | | | | | | | | | | | OBSERVACIONES Á | | | | | |
| La Coruña | 32.2 | 0.7 | 1 | ENE-5 | 10 | | | D | | | 4 | | | | | | | |
| Bilbao | 31.0 | | | NE-3 | | | | | | | | | | | | | | |
| Valladolid | 33.3 | | | NE-1 | | | | | | | | | | | | | | |
| Zaragoza | 27.5 | | | W-1 | | | | | | | | | | | | | | |
| Barcelona | 25.0 | 0.1 | 6 | WNW-3 | 9 | | | D | | | | | | | | | | |
| Mahón | 24.7 | 0.5 | 5 | W-2 | 10 | | | D | | | 5? | | | | | | | |
| Madrid | 29.3 | 0.1 | 6 | Cal-o | 7 | | | D | D | | | | | | | | | |
| Badajoz | 28.2 | | | E-1 | | | | | | | | | | | | | | |
| Alicante | 28.1 | 0.0 | 0 | Cal-o | 9 | | | 0 | | | 1 | | | | | | | |
| Sevilla | | | | | | | | | | | | | | | | | | |
| Almería | 28.6 | 0.5 | 1 | NE-1 | 12 | | | D | | St | 1 | | | | | | | |
| S.Fernando | 24.7 | 0.7 | 5 | E-5 | 13 | | | D | | | 1 | | | | | | | |
| Tetuán | 25.1 | 0.8 | 1 | NE-3 | 13 | | | NB | | Cu-nb, Ci-st | | | | | | | | |
| Melilla | 22.7 | 0.0 | 0 | ESE-2 | 13 | | | NB | | | 3 | | | | | | | |
| Izaña | | | | | | | | | | | | | | | | | | |

| ESTACIONES | PRESIÓN MILIBARES | | VIENTO | | TEMPE RATU- RA C° | TIEMPO | PRESIÓN MILIBARES | VIENTO | | ESTACIONES | PRESIÓN MILIBARES | | VIENTO | | TEMPE RATU- RA C° | TIEMPO | PRESIÓN MILIBARES | VIENTO | |
|--------------------------------|-------------------|-----------|--------|---------|-------------------|--------|-------------------|----------|-------------|---------------------------|-------------------|---------|--------|-----------|-------------------|--------|-------------------|---------|---------|
| | á 0° | VARIACIÓN | C. | D. y F. | | | | Presente | Pasado | | á 0° | D. y F. | á 0° | VARIACIÓN | | | | C. | D. y F. |
| | N. M. G. N. | | | | C° | | N. M. G. N. | D. y F. | N. M. G. N. | D. y F. | N. M. G. N. | D. y F. | C° | | | | N. M. G. N. | D. y F. | |
| OBSERVACIONES Á 8 ^h | | | | | | | | | | OBSERV. Á 18 ^h | | | | | | | | | |
| Vares | 30.5 | 0.0 | 0 | E-4 | 9 | N | 30.5 | E-4 | Vitoria | 29.3 | 0.1 | 4 | NE-1 | 6 | N | 29.5 | NE-1 | | |
| Finisterre | 29.9 | 0.1 | 4 | NE-5 | 8 | D | 30.3 | NE-5 | Logroño | 32.7 | 0.0 | 0 | W-1 | 6 | N | 31.3 | WNW-3 | | |
| Santiago | 31.9 | 0.1 | 4 | NE-3 | 5 | D | 31.0 | NNW-3 | Pamplona | 31.7 | 0.4 | 4 | W-1 | 6 | N | 30.9 | NNW-2 | | |
| Pontevedra | 28.6 | 0.5 | 1 | S-2 | 3 | D | 29.1 | N-1 | Huesca | 32.5 | 0.1 | 1 | E-o | 3 | NB | 33.1 | ESE-o | | |
| Lugo | | | | | | | | | Lérida | | | | | | | | | | |
| Orense | 33.4 | 1.3 | 4 | S-2 | 2 | D | 31.5 | SSW-3 | Gerona | 28.9 | 1.3 | 1 | SE-1 | 5 | N | 24.9 | S-1 | | |
| Gijón | 30.9 | 0.3 | 4 | SSW-o | 6 | N | 28.7 | SE-o | Tarragona | 27.5 | | | NW-o | 7 | N | 26.7 | N-o | | |
| Oviedo | 33.7 | 0.0 | 0 | S-1 | 3 | N | 29.7 | E-o | Tortosa | 27.4 | 0.9 | 4 | NW-5 | 11 | D | 27.3 | WNW-1 | | |
| Santander | 33.6 | 0.4 | 4 | S-1 | 7 | N | 33.5 | E-1 | Teruel | 32.1 | | | Cal-o | 4 | D | 28.6 | Cal-o | | |
| San Sebastián | 32.7 | 0.4 | 4 | S-o | 6 | D | 33.5 | NE-1 | Castellón | 27.4 | | | NW-1 | 7 | D | 27.9 | S-o | | |
| León | 36.3 | | | N-3 | 1 | D | 32.6 | N-2 | Valencia | 27.3 | | | WNW-1 | 6 | D | 27.8 | SE-2 | | |
| Zamora | 31.0 | 0.0 | 0 | N-1 | 3 | D | 28.9 | N-o | Murcia | 26.2 | | | NW-o | 3 | D | 26.9 | S-o | | |
| Palencia | 33.3 | 0.0 | 0 | NNE-2 | 2 | D | 31.4 | NE-o | Córdoba | 27.8 | 0.0 | 0 | E-1 | 2 | D | 27.8 | E-1 | | |
| Burgos | 32.6 | 1.3 | 1 | E-2 | 2 | N | 29.7 | NE-3 | Jaén | 27.1 | | | SW-1 | 6 | D | 27.0 | NW-o | | |
| Soria | 31.5 | 0.0 | 0 | NNE-o | 2 | D | 28.6 | W-o | Baeza | 27.7 | 0.0 | 0 | NE-1 | 5 | D | 28.1 | NE-o | | |
| Salamanca | 32.7 | 0.6 | 4 | E-1 | 0 | D | 29.5 | E-o | Granada | 30.6 | 0.4 | 4 | Cal-o | 0 | D | 28.3 | Cal-o | | |
| Avila | 32.2 | | | NNW-o | 1 | D | 28.6 | NNW-o | Huelva | 26.7 | | | NE-1 | 6 | D | 26.6 | E-o | | |
| Segovia | 33.0 | 0.0 | 0 | W-1 | 2 | N | 30.7 | NE-7 | Tarifa | 23.5 | 0.0 | 0 | E-6 | 13 | N | 23.4 | E-7 | | |
| Toledo | 30.5 | 0.4 | 2 | SE-1 | 0 | D | 29.4 | S-1 | Algeciras | 26.4 | 0.4 | 1 | E-5 | 13 | N | | | | |
| Guadalajara | 30.3 | 0.7 | 4 | NE-2 | 3 | D | 28.1 | SE-o | Tánger | 24.5 | 0.1 | 1 | Cal-o | 11 | D | | | | |
| Cuenca | 29.2 | 0.0 | 0 | NE-2 | 1 | D | 26.9 | NE-3 | Málaga | 27.3 | 0.4 | 6 | Cal-o | 9 | D | 27.7 | ENE-1 | | |
| Ciudad Real | 27.9 | 0.0 | 0 | Cal-o | 2 | D | 27.1 | Cal-o | Palma | 26.2 | 0.3 | 4 | N-o | 5 | D | 26.9 | N-o | | |
| Albacete | 30.5 | 0.4 | 1 | SSW-1 | 1 | D | 27.9 | ENE-1 | Las Palmas | 21.0 | | | E-1 | 18 | D | 20.6 | NW-1 | | |
| Cáceres | 28.9 | 0.0 | 0 | SSW-2 | 3 | D | 28.6 | N-1 | Laguna | 21.1 | 0.5 | 1 | SE-4 | 12 | N | 29.7 | ESE-2 | | |

NOTICIAS

* Expresado en medias horas antes observación.
 ** D. despejado ó semidespejado. N. nublado ó cubierto. NB. niebla ó bruma. A. aguaceros. LL. lluvias. G. granizo (sin truenos). An. aguanioco. Nv. nieve. T. tormenta.
 *** D. despejado ó semidespejado. N. nublado. NC. cubierto constantemente. NB. niebla ó bruma. CA. aguaceros. LL. lluvia. Nv. nieve ó aguanioco. G. granizo (sin truenos). T. tormenta.