

DIRECCIÓN GENERAL DEL INSTITUTO GEOGRÁFICO Y ESTADÍSTICO

AÑO XXII

BOLETÍN

1914

Núm. 348

DEL

14 de Diciembre.

OBSERVATORIO CENTRAL METEOROLÓGICO

Observaciones del Extranjero

| Observaciones de la mañana á las 7 ^h | | | | | | | | | | Id. en las 24 horas | | | Id. de la vispera por la tarde | | | | |
|---|-------------------------|----------------------|-------------|------------------|-----------------|------------------|----------------|--------------------|----------------|---------------------|--------------------------------|-------------|--------------------------------|-----------------|------------------|----------------------|--|
| Estaciones | Barómetro | | Temperatura | Viento | | Estado del cielo | Estado del mar | Lluvia ó nieve | Temp. extr. as | | Barom. a 0° y al nivel del mar | Temperatura | Viento | | Estado del cielo | | |
| | a 0° y al nivel del mar | Variación en 3 horas | | Dirección | F ^{va} | | | | Max. a | Min. a | | | Dirección | F ^{va} | | | |
| Escandinavia | Bodo | | | | | | | | | | | | | | | | |
| | Gristiansund | | | | | | | | | | | | | | | | |
| | Shudesnoes | | | | | | | | | | | | | | | | |
| Europa Oriental y Central | Riga | | | | | | | | | | | | | | | | |
| | Moscou | | | | | | | | | | | | | | | | |
| | Nicolaiew | | | | | | | | | | | | | | | | |
| | Feldkirch | | | | | | | | | | | | | | | | |
| | Czernovitz | | | | | | | | | | | | | | | | |
| | Cracovia | | | | | | | | | | | | | | | | |
| | Pola | | | | | | | | | | | | | | | | |
| | Viena | | | | | | | | | | | | | | | | |
| Berlin | | | | | | | | | | | | | | | | | |
| Berna | | | | | | | | | | | | | | | | | |
| Islas Británicas | Stornoway | | | | | | | | | | | | | | | | |
| | Shields | | | | | | | | | | | | | | | | |
| | Valentia | | | | | | | | | | | | | | | | |
| Francia | Gris Nex | 753.5 | +2.0 | 10.8 | SW | 2 | c. nub. | M ^a gsa | 12 | 10 | 6 | 757.7 | 7.6 | S | 6 | luz | |
| | St. Mathieu | 754.2 | +0.0 | 10.0 | WNW | 3 | c. nub. | M ^a gsa | 15 | 13 | 4 | 757.2 | 10.3 | NNW | 6 | tel. | |
| | Isla de Aix | 759.9 | -0.1 | 9.9 | S | 4 | c. nub. | M ^a | 8 | 12 | 8 | 754.3 | 11.6 | S | 8 | c. nub. | |
| | Biarritz | 740.5 | 0.0 | 13.0 | S | 3 | c. nub. | M ^a gsa | 2 | 15 | 13 | 741.4 | 15.0 | WSW | 6 | c. nub. | |
| | Paris | 758.6 | +0.2 | 10 | SPW | 4 | c. nub. | / | 2 | 11 | 4 | 759.6 | 8 | SPS | 5 | luz | |
| | Clermont | 741.8 | -0.4 | 10 | S | 4 | c. nub. | / | 2 | 4 | 7 | 743.5 | 8 | S | 6 | c. nub. | |
| | Perpiñan | 743.0 | +1.4 | 7 | W | 1 | c. d. | / | 12 | 6 | 6 | 746.1 | 9 | NS | 2 | c. nub. | |
| | Cabo Sicié | 746.8 | -0.6 | 12.0 | SW | 4 | luz | M ^a | 13 | 6 | 6 | 751.9 | 10.4 | SW | 5 | luz | |
| Niza | 748.6 | -1.0 | 8.5 | Cal ^a | 0 | tel. | M ^a | 22 | 11 | 6 | 754.9 | 6.5 | Cal ^a | 0 | tel. | | |
| Italia | Liorna | 751.1 | | 13 | SB | 2 | c. nub. | / | 6 | | | 756.1 | 14 | W | 2 | c. d. | |
| | Roma | 755.2 | -1.0 | 13 | SPS | 1 | luz | / | 5 | | | 758.6 | 11 | SB | 6 | c. nub. | |
| | Cagliari | 755.3 | | 11 | SB | 4 | c. nub. | / | | | | 756.2 | 17 | NW | 3 | c. d. | |
| | Palermo | 758.7 | | 12 | WNW | 0 | c. nub. | / | | | | 760.8 | 12 | S | 1 | tel. | |
| Portugal | Porto | 746.7 | +1.5 | 16.4 | WSW | 5 | c. nub. | M ^a | 8 | 15 | 12 | 744.0 | 14 | PPW | 4 | c. d. | |
| | Lisboa | 748.8 | +0.5 | 14 | WSW | 6 | c. nub. | / | 6 | 16 | 11 | 749.0 | 14 | SW | 5 | c. nub. | |
| | Lagos | 753.2 | +1.0 | 14 | W | 3 | c. nub. | M ^a Cla | 27 | 18 | 14 | 752.1 | 16 | W | 3 | luz | |
| | Horta | 763.9 | +0.5 | 11.4 | NNW | 3 | c. nub. | M ^a | 6 | 16 | 11 | 761.3 | 13.1 | SW | 4 | c. nub. | |
| | Flores | 767.6 | +1.2 | 11.5 | NNW | 4 | c. nub. | M ^a | 0 | 16 | 11 | 759.0 | 12.7 | NW | 6 | c. nub. | |
| | Punta Delgada | 762.5 | +0.8 | 12.8 | NW | 4 | c. d. | M ^a | 17 | 13 | 13 | 759.5 | 13.7 | NW | 4 | c. nub. | |
| Funchal | 766.1 | +0.8 | 15 | WW | 3 | S | M ^a | 4 | 20 | 15 | 758.8 | 19 | W | 6 | c. nub. | | |
| Marruecos y Argelia | Tanger | 756.0 | | 15.6 | SW | 8 | luz | M ^a | 6.4 | 17 | 12 | 756.2 | 16.6 | SPW | 8 | Formant ² | |
| | Oran | 7 | | | | | | | | | | 7 | | | | | |
| | Iaghouat | 7 | | | | | | | | | | 7 | | | | | |
| | Argel | 753.6 | 0.0 | 19 | SW | 3 | c. nub. | luz | 22 | 17 | 17 | 756.1 | 19 | SW | 3 | c. nub. | |
| | Cap de Garde | 755.7 | | 19.0 | S | 6 | c. nub. | M ^a | 20 | 13 | 13 | 758.9 | 15 | S | 3 | c. d. | |
| | Tunex | 7 | | | | | | | | | | 7 | | | | | |
| Biskra | 7 | | | | | | | | | | 7 | | | | | | |

Radiogramas

Precios de suscripción

Un año 18 pesetas. Un semestre 9 pesetas.

Administrador (Habilitado del material de la Dirección general del Instituto Geográfico y Estadístico. Madrid)

Dirección: Adresse: Address:

Señor

Jefe del Observatorio Central Meteorológico
Parque del Retiro

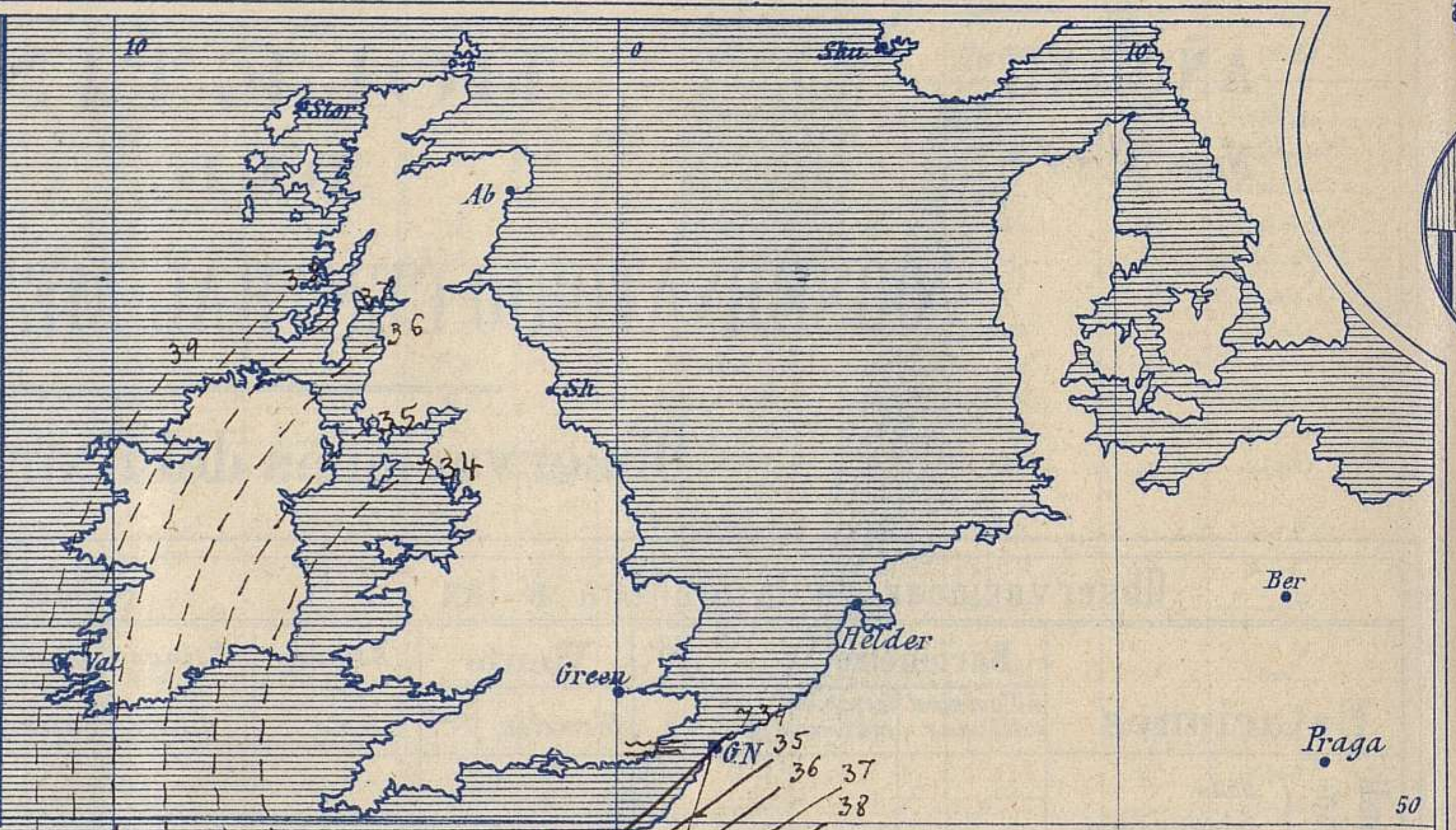
Madrid. (ESPAÑA)

Apartado n.º 285.

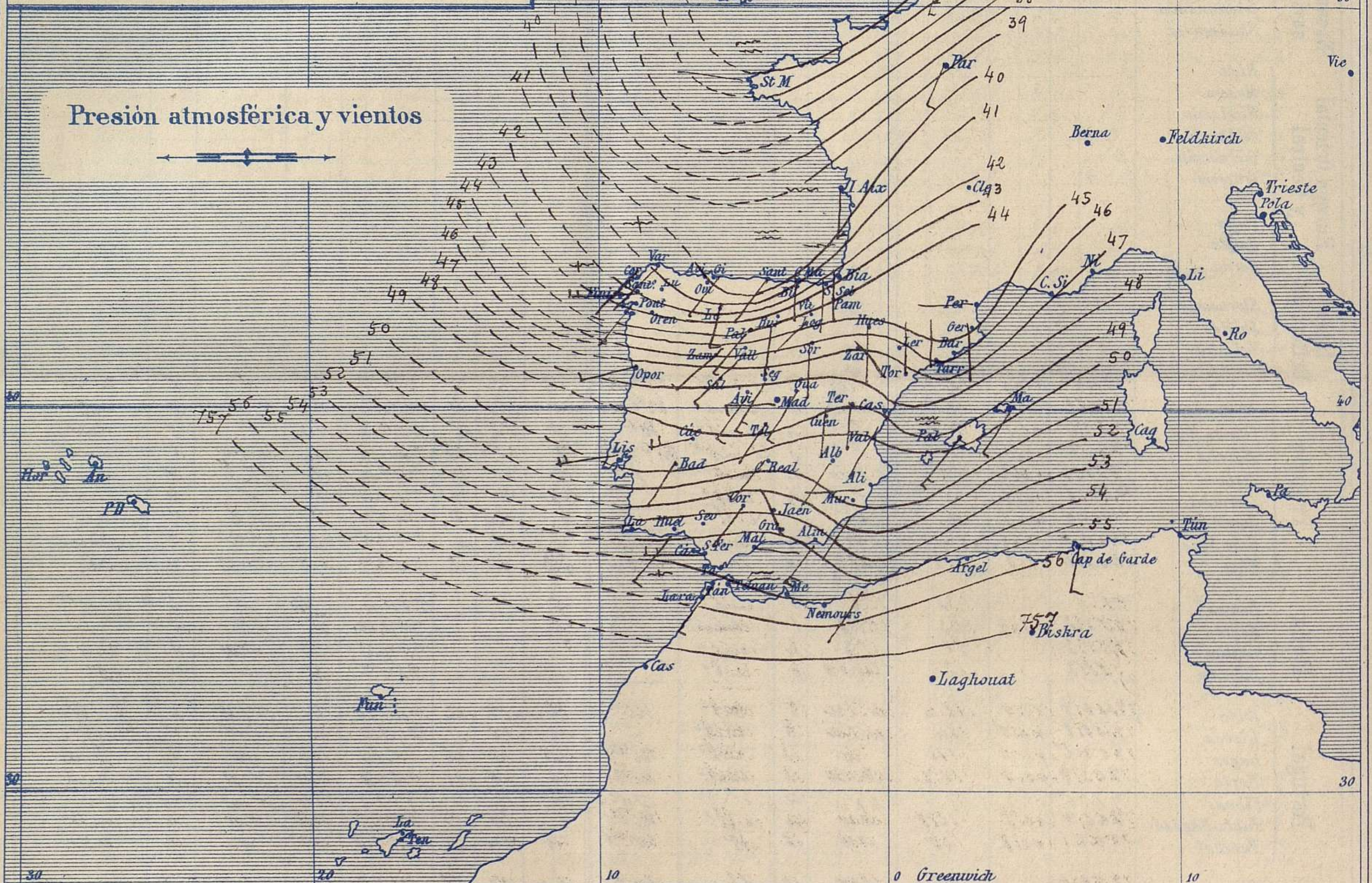


Signos convencionales

| Fuerza del viento | Cielo | Mar |
|---------------------------|-------------|-------------------|
| 0 Calma | ○ Despejado | { Llana |
| 1 Ventolina | ○ Con nubes | { Rizada |
| 2 Muy flojo | ⊖ Bruma | { Marejada |
| 3 Flojo | ⊗ Niebla | { Picada |
| 4 Bonancible (Moderado) | ⊙ Nieve | { Marejada gruesa |
| 5 Fresquito (Algo fuerte) | ● Lluvia | { Gruesa |
| 6 Fresco (Fuerte) | ⚡ Tormenta | { Muy gruesa |
| 7 Duro | | { Arbolada |
| 8 Muy duro | | { Muy arbolada |
| 9 Temporal | | |



Presión atmosférica y vientos



Estado general

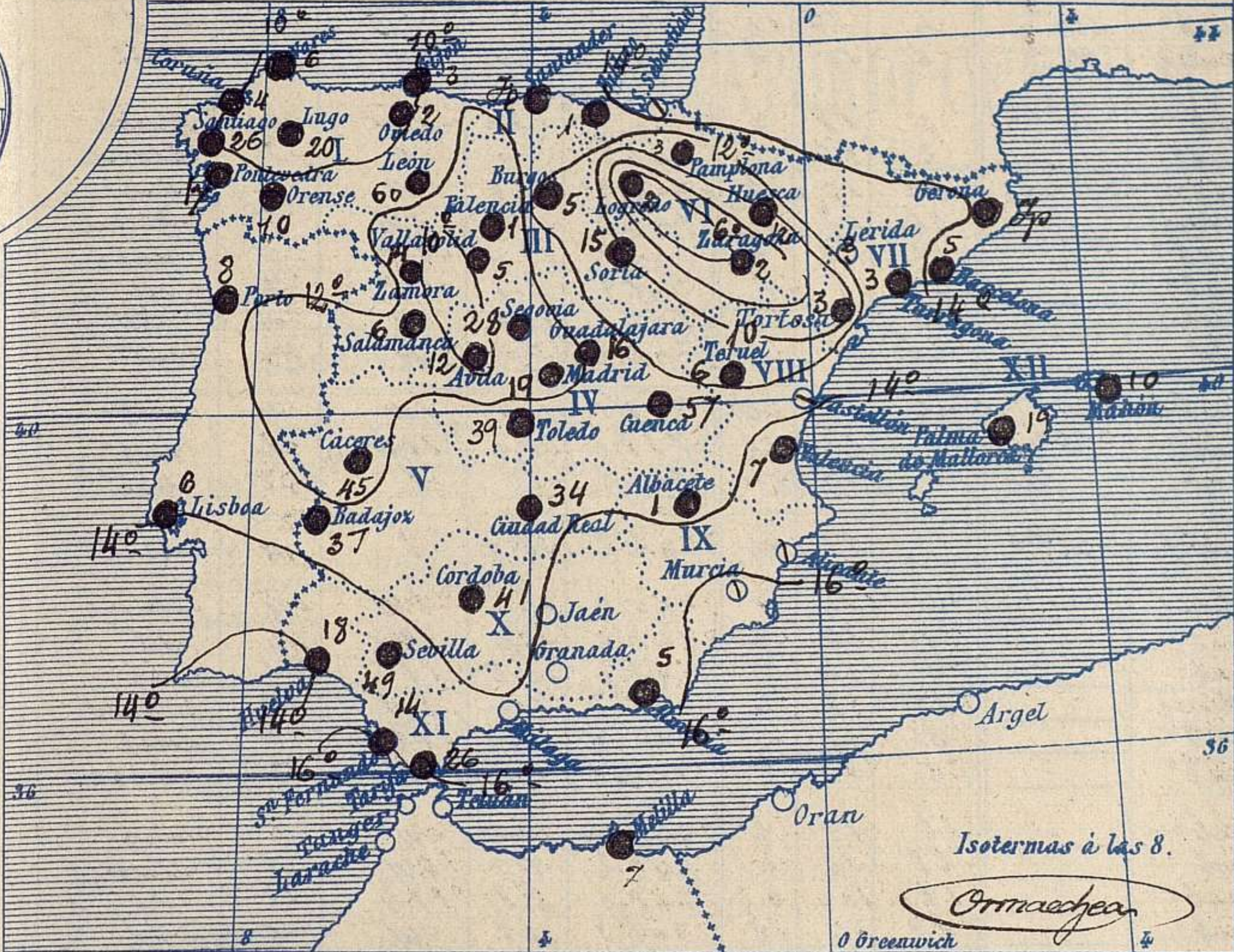
Sobre Inglaterra se halla el centro de una perturbación atmosférica de importancia, cuyo influjo alcanza a toda la península Ibérica.
 Las lluvias son generales y muy copiosas principalmente en la mitad septentrional de España, acompañadas de vientos moderados o fuertes del tercer cuadrante.
 La temperatura máxima de ayer fue de 18 grados en Gijón, Murcia, San Fernando y Málaga; la mínima de hoy ha sido de 2 grados en Orense, Avila y Logroño. El mar está agitado por todas partes.
 Las presiones altas residen hacia Africa

Sanchez

El Director general: Martin Sánchez

El Ingeniero Geógrafo Jefe del Observatorio. J. Galbis

Temperaturas y Lluvias

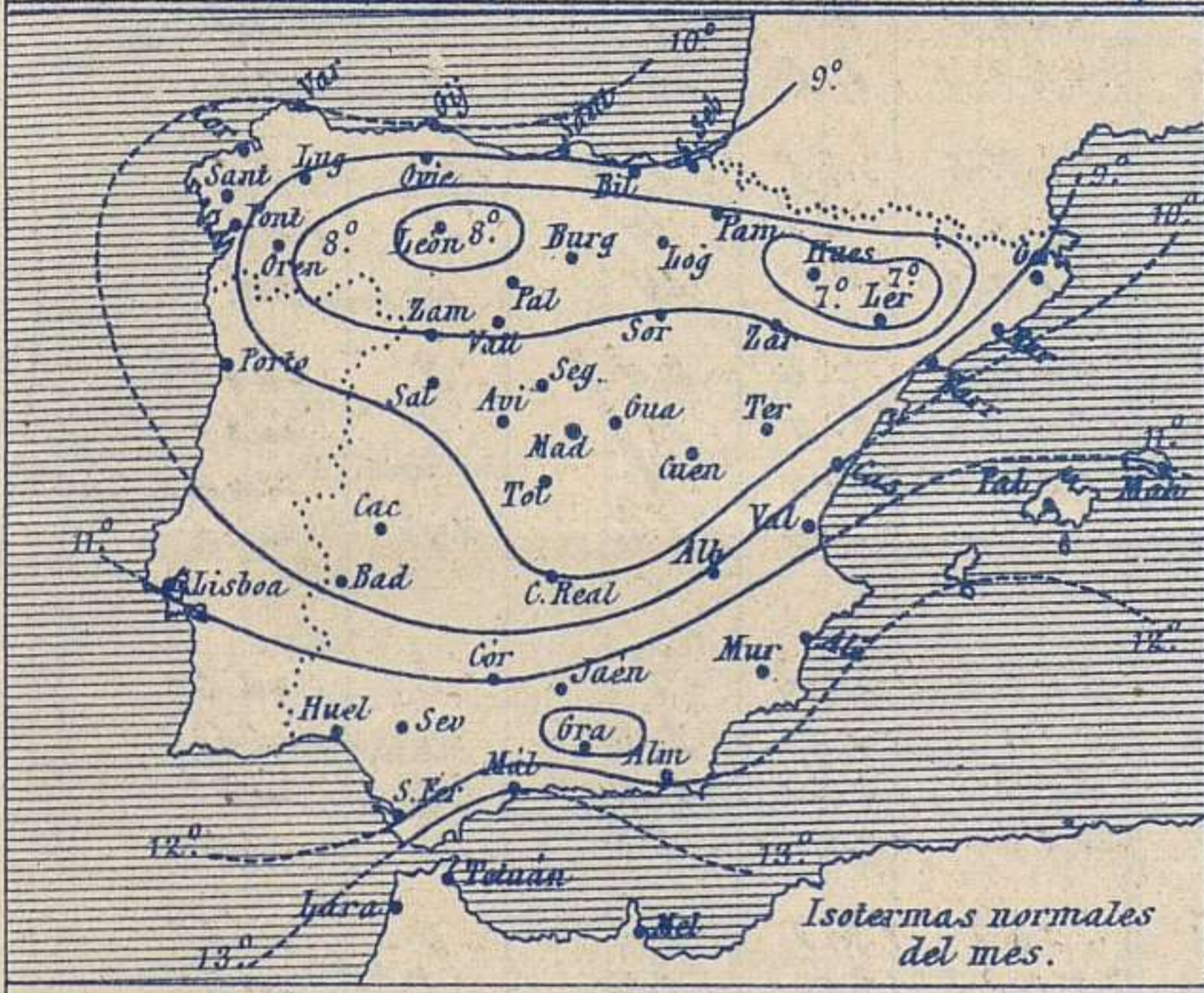


Tiempo probable

EN LAS REGIONES

- I } Vientos duros de la region del Oeste y tiempo lluvioso. Mar
- II }
- III }
- IV }
- V }
- VI }
- VII } Vientos moderados o fuertes de la region del Oeste y tiempo chubascoso.
- VIII }
- IX }
- X }
- XI }
- XII }

Los números colocados al lado de ● designan m/m de lluvia recogida.



Telegrama para las Comandancias de Marina depositado a las 12 h. 43 m
 En las Islas Británicas esta el centro de la borrasca.
 Hay mar muy gruesa en el Canal de la Mancha, Paso de Calais y marejada por todo nuestro litoral.
 Son de temer golpes de viento duro y mar en Galicia y Cantabria.
 Tiempo chubascoso por todas partes.

Observaciones de Madrid entre 12^h del dia 13 y 12^h del dia 14

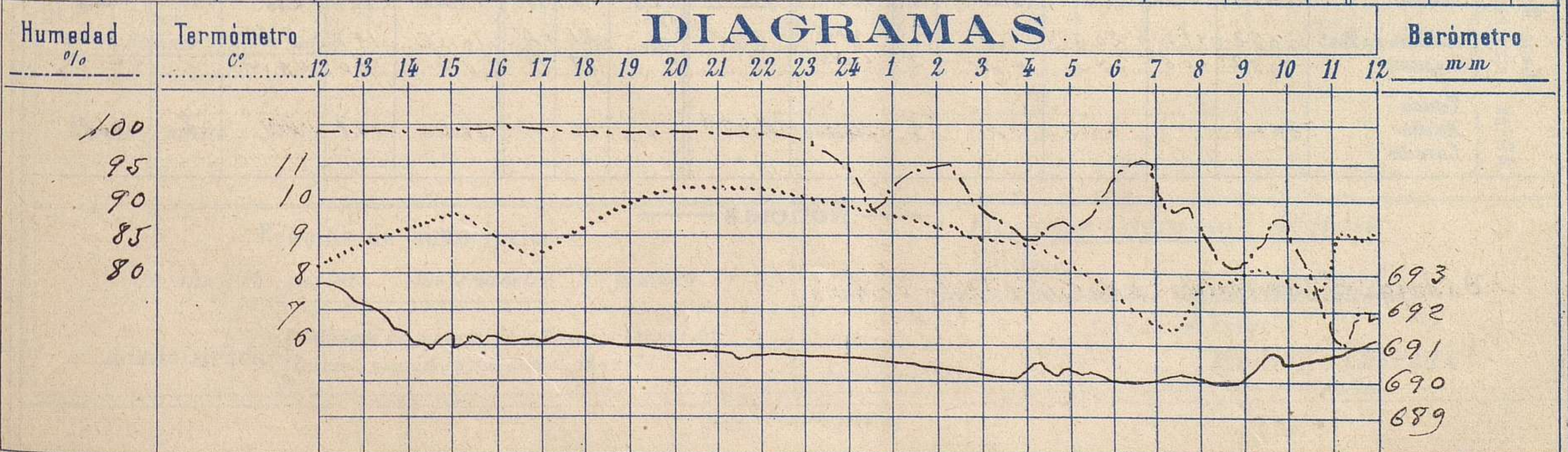
PARQUE DEL RETIRO (Altitud 667 m^s)

Observaciones aerológicas

Hora

| Hora | Barómetro m m | Termómetro C° | Humedad o/o | Viento | | Lluvia Nieve | Estado del Cielo | Notas | Alturas | Dirección del viento | Fuerza 0 a 9 | Alturas | Dirección del viento | Fuerza 0 a 9 | |
|------|------------------|------------------|----------------|-----------|--------------------|-----------------|------------------------|------------------------------|---------|-------------------------|-----------------|---------|-------------------------|-----------------|--|
| | | | | Dirección | F ^o a 9 | | | | | | | | | | |
| 12 | 692.78 | 8.3 | 99 | S | 2 | 5.0 | Lluvia | | | | | | | | |
| 16 | 691.80 | 8.8 | 100 | SE | 3 | 11.5 | Feb | Temp. máx. a la Sombra | | | | | | | |
| 20 | 690.92 | 10.3 | 99 | SW | 2 | 2.0 | Cub. | Tem. mín. id. 6.2 | | | | | | | |
| 24 | 690.90 | 9.8 | 94 | SW | 4 | | Feb | Horas de sol desp. de en | | | | | | | |
| 4 | 690.40 | 8.7 | 85 | SW | 2 | | Cub. | el día de ayer o h. o. m. h. | | | | | | | |
| 8 | 690.31 | 7.7 | 86 | W | 6 | 0.3 | Feb | | | | | | | | |
| 12 | 691.41 | 10.2 | 80 | SW | 5 | Fráp. | Cub. | | | | | | | | |

DIAGRAMAS



Observaciones de España

| Observaciones de la mañana á 8 horas | | | | | | | | Id. en las 24 horas | | | Id. de la vispera á 16 horas | | | | | |
|--------------------------------------|------------------------------|----------------------|-------------|-----------|-----------------|------------------|-----------------|---------------------------------|---------------------------|-------------------|--------------------------------|-------------|-----------|--------|------------------|-----------------|
| Estaciones | Barómetro | | Temperatura | Viento | | Estado del cielo | Estado del mar | Lluvia ó nieve | Temp. extr. ^{as} | | Barom. á 0° y al nivel del mar | Temperatura | Viento | | Estado del cielo | |
| | á 0° y al nivel del mar | Variación en 3 horas | | Dirección | F ^{za} | | | | Max. ^a | Min. ^a | | | Dirección | Fuerza | | |
| Región del N.W. I. | La Coruña | 739.9 | +1.0 | 10 | S.W. | 3 | c. nub. | Ma ^a | 4 | 15 | 16 | 740.9 | 14 | S.W. | 5 | c. nub. |
| | Vares | 733.2 | +0.3 | 8.4 | S.W. | 5 | lluv. | Ma ^a | 5 | 15 | 3 | 738.8 | 11.5 | S.W. | 6 | c. nub. |
| | Avilés | 739.5 | -0.6 | 9.2 | S.W. | 3 | c. nub. | Ma ^a | 3 | 18 | 4 | 740.2 | 13.2 | S.W. | 4 | lluv. |
| | Gijón | 741.8 | 0.0 | 8.0 | S.W. | 1 | c. nub. | Ma ^a | 3 | 15 | 5 | 742.1 | 11.4 | W. | 3 | lluv. |
| | Oviedo | 740.8 | +3.4 | 11.2 | W. | 6 | c. nub. | Ma ^a g ^{ra} | 67 | 15 | 12 | 740.9 | 12.6 | W. | 8 | c. nub. |
| | Finisterre | 741.1 | +0.9 | 9.3 | S.W. | 2 | lluv. | Ma ^a | 26 | 13 | 8 | 743.3 | 11.5 | S.W. | 5 | lluv. |
| | Santiago | 741.8 | +1.8 | 11.3 | S.W. | 3 | c. nub. | Ma ^a | 17 | 16 | 9 | 743.9 | 13.4 | S.W. | 5 | c. nub. |
| | Pontevedra | 739.9 | 0.0 | 5.5 | W.S.W. | 1 | c. nub. | Ma ^a | 20 | 8 | 5 | 741.9 | 8.3 | S.W. | 7 | lluv. |
| | Lugo | 744.1 | +0.4 | 10.0 | W. | 2 | lluv. | Ma ^a | 10 | 11 | 6 | 744.1 | 10.5 | W. | 4 | td. |
| | León | 743.6 | 0.0 | 6.0 | S. | 6 | td. | Ma ^a | 60 | 9 | 2 | 742.2 | 7.5 | W. | 4 | c. nub. |
| Región Cantábrica II | Santander | 737.8 | -0.4 | 13.6 | S.S.W. | 6 | c. nub. | Ma ^a | 17 | 12 | 9 | 739.5 | 14.5 | S.W. | 4 | c. nub. |
| | Punta Galea | 730.7 | -0.2 | 14.8 | S. | 7 | c. nub. | Ma ^a | 1 | 15 | 12 | 738.0 | 15.6 | S.S.W. | 2 | c. nub. |
| | Bilbao | 739.7 | -0.8 | 15 | W. | 3 | c. nub. | Ma ^a | 1 | 15 | 14 | 741.0 | 15 | S. | 5 | c. nub. |
| | Cabo Machichaco | 745.3 | -0.3 | 15.6 | S. | 3 | c. nub. | Ma ^a | 15 | 14 | 14 | 742.2 | 15.0 | S. | 4 | c. nub. |
| Región del Duero III | Zamora | 744.9 | +1.0 | 6.4 | S.W. | 3 | lluv. | Ma ^a | 4 | 14 | 4 | 745.9 | 11.6 | S.W. | 4 | lluv. |
| | Palencia | 744.4 | 0.0 | 6.4 | S.W. | 3 | c. nub. | Ma ^a | 1 | 12 | 6 | 743.6 | 11.0 | S.W. | 4 | td. |
| | Burgos | 743.4 | -2.0 | 6.4 | S. | 1 | c. nub. | Ma ^a | 5 | 14 | 5 | 743.2 | 10.6 | S. | 2 | c. nub. |
| | Soria | 746.3 | -0.3 | 4.4 | S. | 5 | lluv. | Ma ^a | 15 | 8 | 4 | 746.7 | 7.4 | S.W. | 6 | lluv. |
| | Valladolid | 744.8 | -1.3 | 7.0 | S.W. | 2 | c. nub. | Ma ^a | 5 | 13 | 6 | 744.7 | 12.2 | S.W. | 5 | c. nub. |
| | Salamanca | 749.4 | -0.4 | 2.6 | S.W. | 7 | c. nub. | Ma ^a | 6 | 13 | 5 | 745.0 | 10.2 | W. | 5 | c. nub. |
| Región Central IV | Ávila | 745.9 | 0.0 | 3.8 | S.W. | 4 | c. nub. | Ma ^a | 12 | 11 | 2 | 745.6 | 10.2 | W. | 4 | c. nub. |
| | Segovia | 742.8 | -0.4 | 5.5 | S.W. | 6 | c. nub. | Ma ^a | 28 | 10 | 4 | 746.3 | 9.0 | S.W. | 0 | lluv. |
| | Madrid | 747.9 | +0.5 | 7.7 | W. | 6 | c. nub. | Ma ^a | 18.0 | 10.4 | 6.1 | 748.6 | 8.8 | S.S.W. | 3 | td. |
| | Toledo | 748.3 | -0.2 | 9.6 | S.W. | 5 | c. nub. | Ma ^a | 29 | 14 | 8 | 748.3 | 11.8 | W. | 6 | td. |
| | Guadalajara | 747.3 | +0.3 | 8.4 | S.W. | 5 | c. nub. | Ma ^a | 16 | 11 | 7 | 742.5 | 9.6 | S. | 0 | td. |
| | Cuenca | 750.9 | +0.5 | 7.5 | S. | 2 | lluv. | Ma ^a | 5.7 | 10 | 4 | 749.0 | 8.6 | S. | 0 | td. |
| Extrem ^a Mancha V | Cáceres | 748.6 | 0.0 | 9.2 | W.S.W. | 6 | c. nub. | Ma ^a | 4.5 | 14 | 7 | 748.6 | 13.8 | S.S.W. | 5 | td. |
| | Badajoz | 749.3 | +0.7 | 10.6 | S.W. | 2 | c. nub. | Ma ^a | 37 | 16 | 9 | 749.0 | 13.8 | W. | 2 | td. |
| | Ciudad Real | 750.6 | 0.0 | 9.8 | S.W. | 7 | c. nub. | Ma ^a | 34 | 14 | 8 | 750.6 | 9.5 | W. | 6 | td. |
| Alto Ebro VI | Logroño | 744.4 | 0.0 | 4.1 | S.W. | 0 | ubla. | Ma ^a | 2 | 7 | 2 | 744.9 | 5.2 | S.N.E. | 3 | c. nub. |
| | Pamplona | 744.7 | 0.0 | 9.0 | S.S. | 1 | c. nub. | Ma ^a | 2 | 10 | 6 | 744.6 | 9.0 | S.S. | 2 | c. nub. |
| | Huesca | 747.2 | -1.0 | 6.0 | S. | 1 | ubla. | Ma ^a | 12 | 9.5 | 4.8 | 750.0 | 6.0 | S. | 5 | lluv. |
| | Zaragoza | 746.9 | -0.5 | 4.6 | S.S. | 1 | ubla. | Ma ^a | 2 | 9 | 4 | 749.0 | 6.6 | S.S. | 1 | c. nub. |
| Cataluña VII | Lérida | 744.8 | 0.0 | 12.4 | S. | 1 | c. nub. | Ma ^a | 15 | 15 | 5 | 749.3 | 12.2 | S. | 2 | c. nub. |
| | Gerona | 745.4 | -0.6 | 15 | W. | 4 | c. nub. | Ma ^a | 5 | 14 | 10 | 750.1 | 12 | S.W. | 4 | c. nub. |
| | Barcelona | 746.2 | 0.0 | 13.0 | N. | 1 | c. nub. | Ma ^a | 3 | 14 | 7 | 752.3 | 12.0 | W.N.W. | 2 | c. nub. |
| | Tortosa | 746.7 | 0.0 | 8.4 | N. | 0 | c. nub. | Ma ^a | 3 | 11 | 4 | 750.1 | 10.6 | S.S. | 2 | c. nub. |
| Llavante VIII | Teruel | 748.6 | 0.0 | 6.8 | S. | 0 | c. nub. | Ma ^a | 6 | 10 | 6 | 750.7 | 9.7 | S.S. | 0 | c. nub. |
| | Castellón | 745.7 | +0.3 | 14.0 | S.S.W. | 1 | c. nub. | Ma ^a | 17 | 12 | 12 | 751.3 | 15.4 | S.W. | 3 | c. nub. |
| | Valencia | 749.6 | 0.0 | 14.6 | W.S.W. | 0 | c. nub. | Ma ^a | 7 | 14 | 11 | 750.1 | 12.4 | W.N.W. | 1 | c. nub. |
| Región del SE IX | Albacete | 750.0 | 0.0 | 9.8 | S.W. | 5 | c. nub. | Ma ^a | 1 | 15 | 9 | 750.0 | 14.6 | S.W. | 6 | c. nub. |
| | Alicante | 750.3 | +0.6 | 15 | W. | 1 | c. nub. | Ma ^a | 17 | 10 | 10 | 752.7 | 15 | N.E. | 1 | c. nub. |
| | Murcia | 750.4 | 0.0 | 17.0 | S.W. | 2 | c. nub. | Ma ^a | 18 | 6 | 6 | 751.5 | 17.0 | S.W. | 2 | c. nub. |
| Cuenca del Guadalq. X | Sevilla | 753.1 | 0.0 | 15.4 | S.W. | 5 | c. nub. | Ma ^a | 49 | 17 | 13 | 753.6 | 17.4 | S.W. | 8 | lluv. |
| | Córdoba | 752.1 | 0.0 | 14.8 | S.W. | 2 | c. nub. | Ma ^a | 41 | 17 | 12 | 751.2 | 16.6 | S.W. | 9 | c. nub. |
| | Jaén | 752.1 | 0.0 | 11.6 | S.S.W. | 5 | td. | Ma ^a | 49 | 17 | 10 | 752.0 | 15.6 | S. | 6 | td. |
| | Granada | 753.5 | +0.3 | 9.0 | N.W. | 1 | lluv. | Ma ^a | 21 | 16 | 8 | 758.6 | 15.2 | S. | 5 | c. nub. |
| | Huelva | 753.3 | 0.0 | 13.9 | S.W. | 6 | c. nub. | Ma ^a g ^{ra} | 18 | 17 | 10 | 772.6 | 17.1 | S.W. | 7 | lluv. |
| Costa del Sur XI | San Fernando | 754.0 | +0.4 | 1.6 | W. | 6 | c. nub. | Ma ^a | 14 | 18 | 13 | 755.2 | 18 | S.S.W. | 5 | c. nub. |
| | Tarifa | 753.8 | +0.3 | 16.0 | W.N.W. | 7 | lluv. | Ma ^a g ^{ra} | 2.6 | 15 | 14 | 755.7 | 16.0 | S.W. | 9 | lluv. |
| | Málaga | 754.9 | -1.0 | 14 | S. | 2 | c. nub. | Ma ^a | 2.0 | 11 | 14 | 756.1 | 17 | S.S.W. | 3 | c. nub. |
| | Almería | 753.3 | 0.0 | 14.6 | S.W. | 6 | c. nub. | Ma ^a | 5 | 17 | 13 | 754.5 | 14.5 | S.W. | 5 | c. nub. |
| | Palma | 749.3 | +1.8 | 14 | S.W. | 6 | c. nub. | Ma ^a g ^{ra} | 19 | 12 | 12 | 753.7 | 15 | S.W. | 7 | c. nub. |
| Canarias XII | Mahón | 749.9 | -0.3 | 16 | S.W. | 4 | c. nub. | Ma ^a | 10 | 15 | 11 | 753.6 | 15 | S.W. | 3 | c. nub. |
| | Sta Cruz de Ten ^o | 768.2 | +1.0 | 20.6 | W. | 0 | g ^{ra} | Cal | 77 | 21 | 14 | 764.2 | 19.8 | S.E. | 0 | g ^{ra} |
| Africa | Laguna | 765.2 | +0.6 | 15.0 | N.W. | 2 | c. nub. | Ma ^a | 17 | 11 | 11 | 764.1 | 16.0 | W.N.W. | 3 | c. nub. |
| | Tetuan | 760.0 | 0.0 | 13.4 | N. | 2 | lluv. | Ma ^a | 7 | 16 | 5 | 763.6 | 14.8 | N.W. | 3 | c. nub. |

— Noticias —

Badajoz = Tormenta á las 6 (Prof. Sr. Liso)