



INSTITUTO GEOGRÁFICO

AÑO XXXIII BOLETÍN DEL SERVICIO METEOROLÓGICO

1925

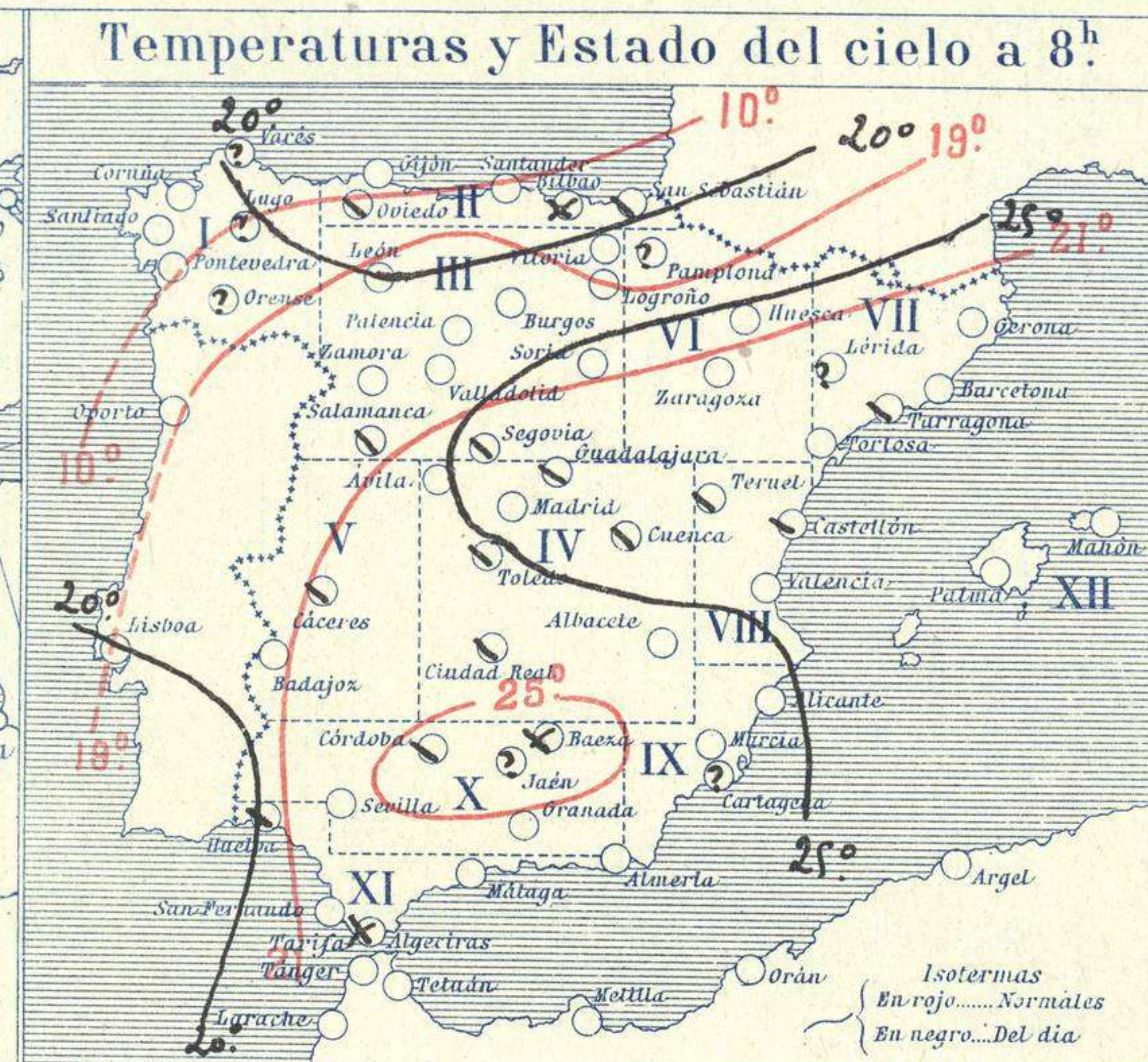
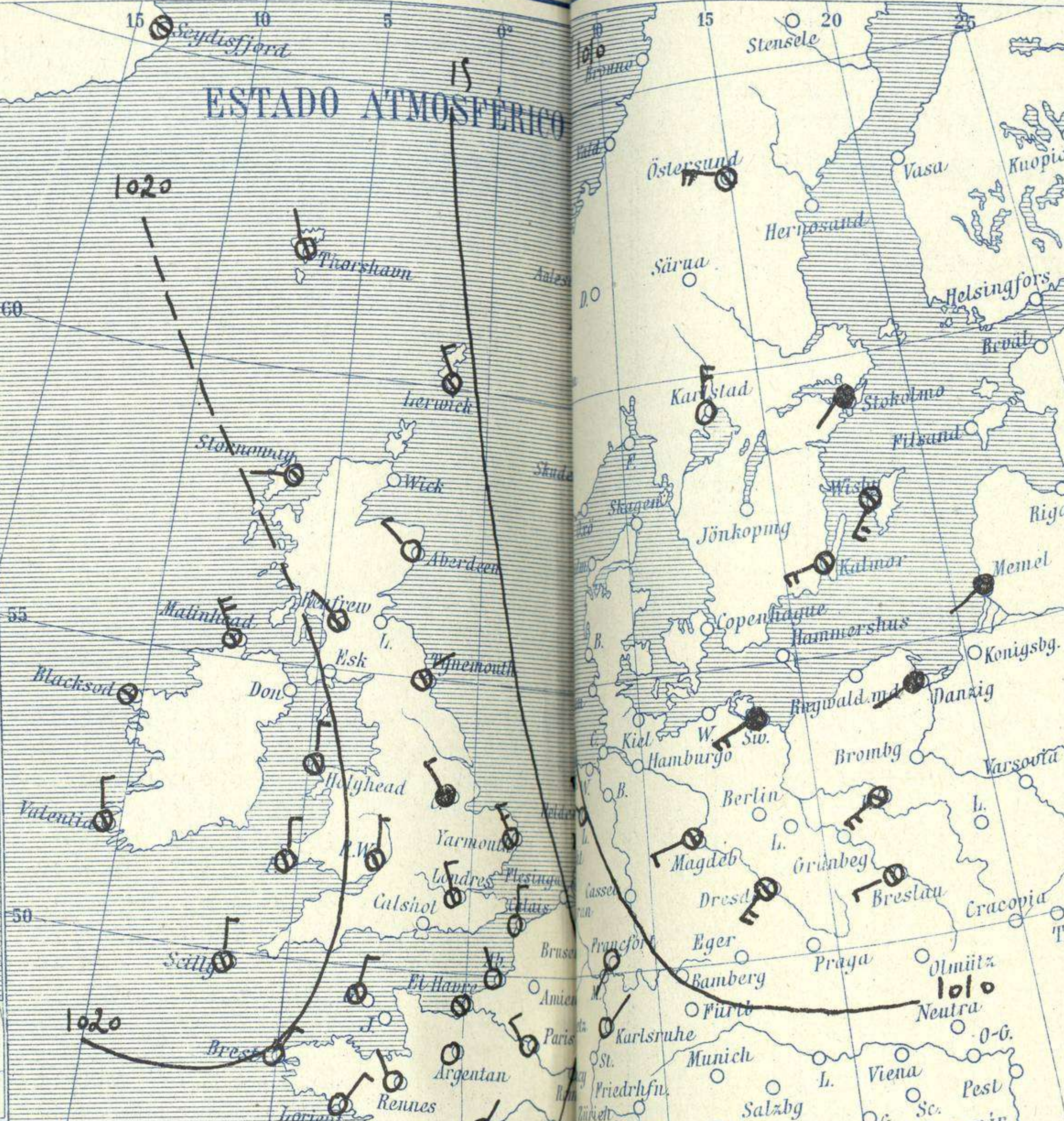
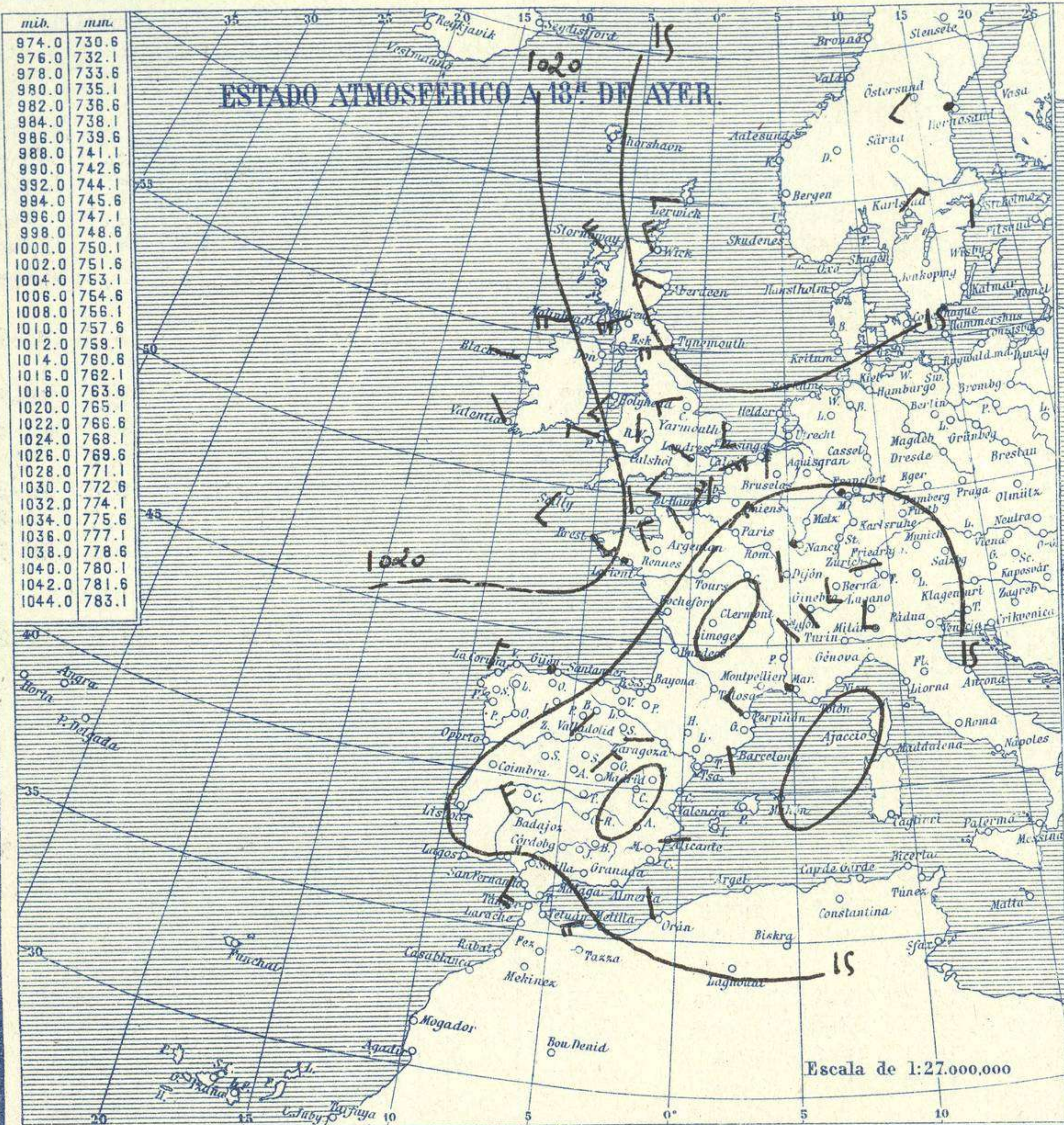
Núm. 165

OBSERVACIONES DEL EXTRANJERO

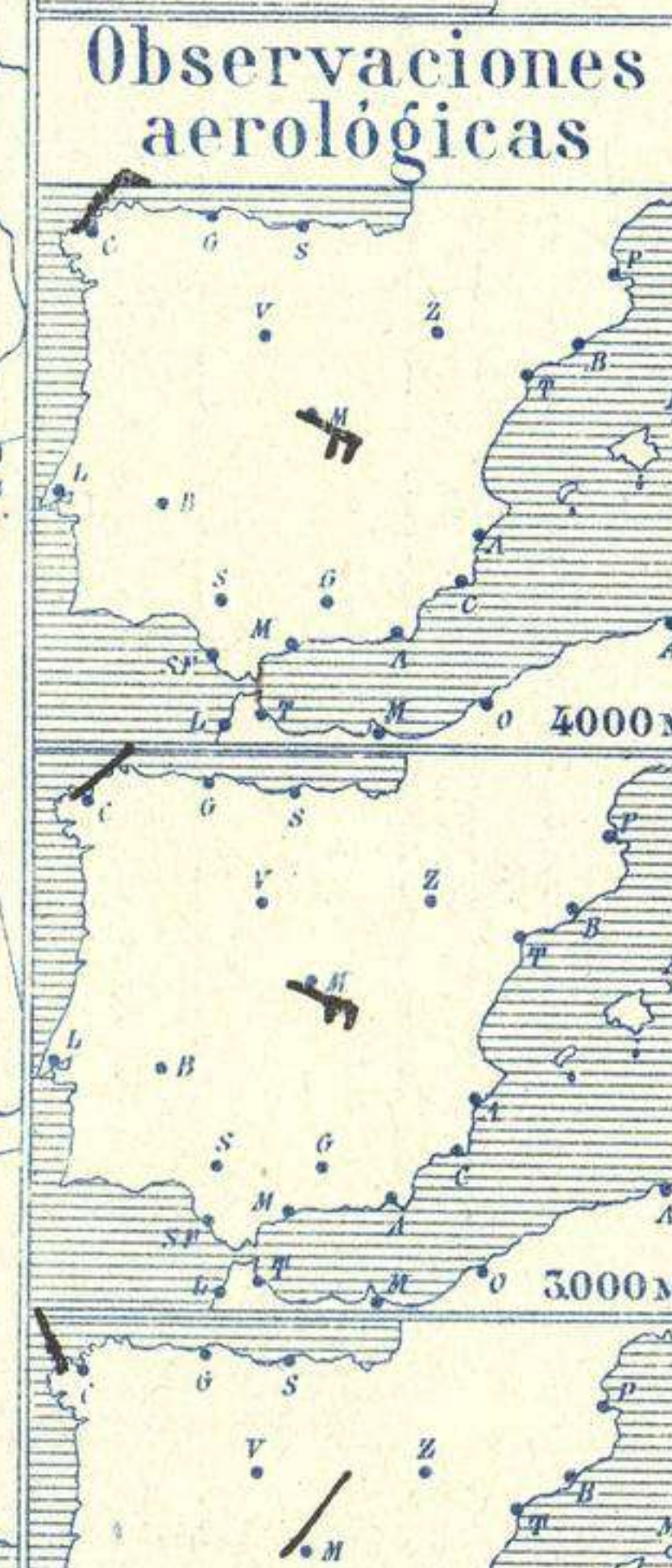
14 de Junio

| ESTACIONES | PRESIÓN MILIBARES | | | VIENTO | TEMPE RATURA C. | TIEMPO | | PRESIÓN MILIBARES | | | VIENTO | TEMPE RATURA C. | TIEMPO | | PRESIÓN MILIBARES | | | VIENTO | |
|----------------|-------------------|-----------|----|--------|-----------------|------------------|---------|-------------------|--------|------------------|--------|-----------------|---------|----------|-------------------|------------------|---------|--------|-------|
| | á O. N. M. G. N. | VARIACIÓN | C. | | | á O. N. M. G. N. | D. y F. | PRESENTE | PASADO | á O. N. M. G. N. | | | D. y F. | PRESENTE | PASADO | á O. N. M. G. N. | D. y F. | | |
| BRONNÖ | | | | | | | | 995,4 | | | | | | | | | 1020,5 | ENE-4 | |
| Hernosánd | | | | | | | | | | | | | | | | | | | |
| Estocolmo | 986,7 | -2,7 | 5 | SW-1 | 12 | LL | LL | 99,8 | | | S-2 | | | | | | | 13,0 | Cal-o |
| Karlstad | 91,9 | 0,7 | 4 | N-4 | 14 | D | D | 1007,8 | | | NE-3 | | | | | | | 14,2 | N-1 |
| Wisby | 89,0 | -3,3 | 5 | SW-4 | 12 | N | LL | | | | | | | | | | | 17,0 | NE-4 |
| ÖSTERSUND | 91,0 | 0,0 | 0 | WNW-4 | 8 | N | LL | 07,0 | | | SW-3 | | | | | | | 13,4 | NNE-4 |
| VÄSÅR | 91,3 | -3,3 | 5 | W-4 | 13 | N | A | | | | | | | | | | | | |
| Skagen | | | | | | | | | | | | | | | | | | | |
| Hansholm | | | | | | | | | | | | | | | | | | | |
| Copenhague | | | | | | | | | | | | | | | | | | | |
| Riga | | | | | | | | | | | | | | | | | | | |
| Westmannö | | | | | | | | | | | | | | | | | | | |
| Seydisfjord | 13,9 | -1,3 | 5 | Cal-o | 5 | N | N | | | | | | | | | | | | |
| Reykjavik | 12,2 | -0,7 | 5 | Cal-o | 10 | EL | LL | | | | | | | | | | | | |
| Thorshavn | 16,5 | 0,0 | 0 | NNW-2 | 9 | N | N | | | | | | | | | | | | |
| Lerwick | 14,9 | 1,5 | 1 | NNW-3 | 8 | N | N | 09,0 | | | W-3 | | | | | | | | |
| Stornoway | 19,2 | 0,5 | 1 | W-1 | 11 | N | N | 15,8 | | | NW-4 | | | | | | | | |
| Aberdeen | 18,0 | 1,0 | 1 | NW-3 | 11 | N | N | 13,0 | | | WNW-4 | | | | | | | | |
| Malin Head | 21,7 | 0,7 | 1 | NW-4 | 11 | N | LL | 20,3 | | | W-5 | | | | | | | | |
| Renfrew | 19,3 | 1,5 | 1 | WNW-2 | 13 | N | N | 16,3 | | | W-4 | | | | | | | | |
| Tynemouth | 18,2 | 1,5 | 1 | NE-1 | 11 | N | D | 15,1 | | | W-4 | | | | | | | | |
| Blacksod-Point | 23,3 | 0,0 | 0 | Cal-o | 12 | N | D | 23,4 | | | W-1 | | | | | | | | |
| Holyhead | 20,8 | 0,5 | 1 | N-3 | 11 | N | N | 20,2 | | | SW-3 | | | | | | | | |
| Cranwell | 17,9 | 0,5 | 1 | NW-3 | 12 | 11 | A | 17,8 | | | W-3 | | | | | | | | |
| Yarmouth | 16,6 | 0,0 | 0 | NW-4 | 13 | N | N | 18,3 | | | S-3 | | | | | | | | |
| Valentia | 24,4 | 0,0 | 0 | NNW-3 | 13 | N | N | 24,9 | | | NNW-? | | | | | | | | |
| Pembroque | 21,0 | 0,0 | 0 | N-3 | 13 | N | N | 21,4 | | | WSW-3 | | | | | | | | |
| Ross-on-Wye | 19,1 | 0,0 | 0 | N-3 | 14 | N | N | 18,3 | | | N-1 | | | | | | | | |
| Londres | 17,9 | 0,5 | 4 | NW-3 | 14 | N | N | 17,5 | | | NW-2 | | | | | | | | |
| Scilly | 21,8 | 0,0 | 0 | N-3 | 14 | N | D | 22,7 | | | SW-3 | | | | | | | | |
| Calshot | | | | | | | | 18,1 | | | SW-3 | | | | | | | | |
| Jersey | 18,6 | 0,0 | 0 | N-3 | 14 | N | D | 18,9 | | | N-1 | | | | | | | | |
| Borkum | 09,9 | 0,0 | 0 | NW-5 | 13 | N | A | | | | | | | | | | | | |
| WUNNINGEN | 09,5 | ? | | NW-1 | 14 | N | N | | | | | | | | | | | | |
| Hamburgo | | | | | | | | | | | | | | | | | | | |
| Swinemunde | 999,4 | -4,0 | 5 | WSW-4 | 12 | LL | LL | | | | | | | | | | | | |
| Memel | 95,9 | -2,7 | 5 | WSW-2 | 11 | LL | LL | | | | | | | | | | | | |
| Aquisgrán | 1021,7 | -0,7 | 5 | NW-4 | 14 | N | N | | | | | | | | | | | | |
| Magdeburgo | 07,1 | -0,7 | 6 | W-3 | 13 | N | LL | | | | | | | | | | | | |
| Berlin | | | | | | | | | | | | | | | | | | | |
| Dresde | 09,3 | -1,3 | 5 | SW-4 | 14 | N | N | | | | | | | | | | | | |
| Breslau | 07,7 | -1,3 | 5 | W-3 | 13 | N | N | | | | | | | | | | | | |
| Francfort | 12,9 | -0,7 | 5 | SW-1 | 15 | D | D | | | | | | | | | | | | |
| Karlsruhe | 12,7 | 0,7 | 1 | NE-1 | 17 | D | D | | | | | | | | | | | | |
| Munich | | | | | | | | | | | | | | | | | | | |
| Viena | | | | | | | | | | | | | | | | | | | |
| Danzig | 999,1 | -3,3 | 5 | WSW-2 | 14 | A | LL | | | | | | | | | | | | |
| Posen | 1005,3 | -2,7 | 8 | WSW-5 | 13 | N | A | | | | | | | | | | | | |
| Varsovia | | | | | | | | | | | | | | | | | | | |
| Cracovia | | | | | | | | | | | | | | | | | | | |
| Lemberg | | | | | | | | | | | | | | | | | | | |
| De Bild | 13,1 | 0,0 | 0 | NW-4 | 15 | N | N | | | | | | | | | | | | |
| Le Helder | 12,6 | 0,7 | 1 | NNW-6 | 14 | N | N | | | | | | | | | | | | |
| Flesinga | | | | | | | | | | | | | | | | | | | |
| Bruselas | | | | | | | | | | | | | | | | | | | |
| Zurich | | | | | | | | 15,7 | | | N-2 | | | | | | | | |
| Berna | | | | | | | | 14,7 | | | E-0 | | | | | | | | |
| Ginebra | | | | | | | | 14,7 | | | S-3 | | | | | | | | |
| Lugano | | | | | | | | 14,1 | | | SSW-0 | | | | | | | | |
| Wlok | 17,8 | 1,0 | 1 | NNW-3 | 9 | N | N | 09,8 | | | S-0 | | | | | | | | |
| | | | | | | | | 13,4 | | | NNW-4 | | | | | | | | |

RADIOGRAMAS TRANSMITIDOS DESDE BARCOS



| Estaciones | Temperaturas | | Lluvia |
|----------------|--------------|--------|--------|
| | Máx. | Mínim. | |
| La Coruña | 27 | 16 | |
| Santiago | 31 | 16 | |
| Pontevedra | 32 | 16 | 1 |
| Lugo | | | |
| Orense | | | |
| Gijón | 21 | 15 | |
| Oviedo | 27 | 15 | |
| Santander | 23 | 16 | |
| Bilbao | 22 | 16 | ? |
| San Sebastián | 25 | 16 | |
| León | 22 | 10 | 6 |
| Zamora | 29 | 15 | 20 |
| Palencia | 27 | 13 | |
| Burgos | 25 | 14 | |
| Soria | 28 | 14 | |
| Valladolid | 30 | 15 | ip |
| Salamanca | 28 | 14 | 2 |
| Ávila | 25 | 14 | |
| Segovia | 27 | 13 | |
| Madrid | 29 | 15 | 2 |
| Toledo | 30 | 16 | 3 |
| Guadalajara | 28 | 15 | 1 |
| Cuenca | 28 | 14 | 18 |
| Ciudad-Real | 24 | 15 | 2 |
| Albacete | 29 | 13 | 11 |
| Cáceres | 31 | 16 | 3 |
| Badajoz | 31 | 18 | 32 |
| Vitoria | 28 | 13 | |
| Logroño | 31 | 16 | ip |
| Pamplona | | | |
| Huesca | 32 | 17 | 2 |
| Zaragoza | 30 | 19 | ip |
| Lérida | | | |
| Gerona | 33 | 20 | ip |
| Barcelona | | | |
| Tarragona | 26 | 22 | |
| Tortosa | 28 | 22 | 0,3 |
| Teruel | 26 | 13 | |
| Castellón | 28 | 19 | |
| Valencia | 27 | 18 | 9 |
| Alicante | 31 | 18 | |
| Murcia | 32 | 19 | |
| Sevilla | | | |
| Córdoba | 27 | 16 | |
| Jaén | | | |
| Baeza | 25 | 15 | |
| Granada | | | |
| Huelva | 26 | 17 | |
| San Fernando | 25 | 18 | |
| Tarifa | 23 | 18 | |
| Algeciras | 27 | 18 | |
| Málaga | 25 | 19 | |
| Almería | | | |
| Palma | 33 | 18 | |
| Ibiza | | | |
| Mahón | | | |
| Las Palmas | 23 | 19 | |
| St. Cruz de T. | | | |
| Laguna | | | |
| Izaña | | | |
| Tetuán | 28 | 19 | |
| Melilla | | | |
| Tánger | | | |



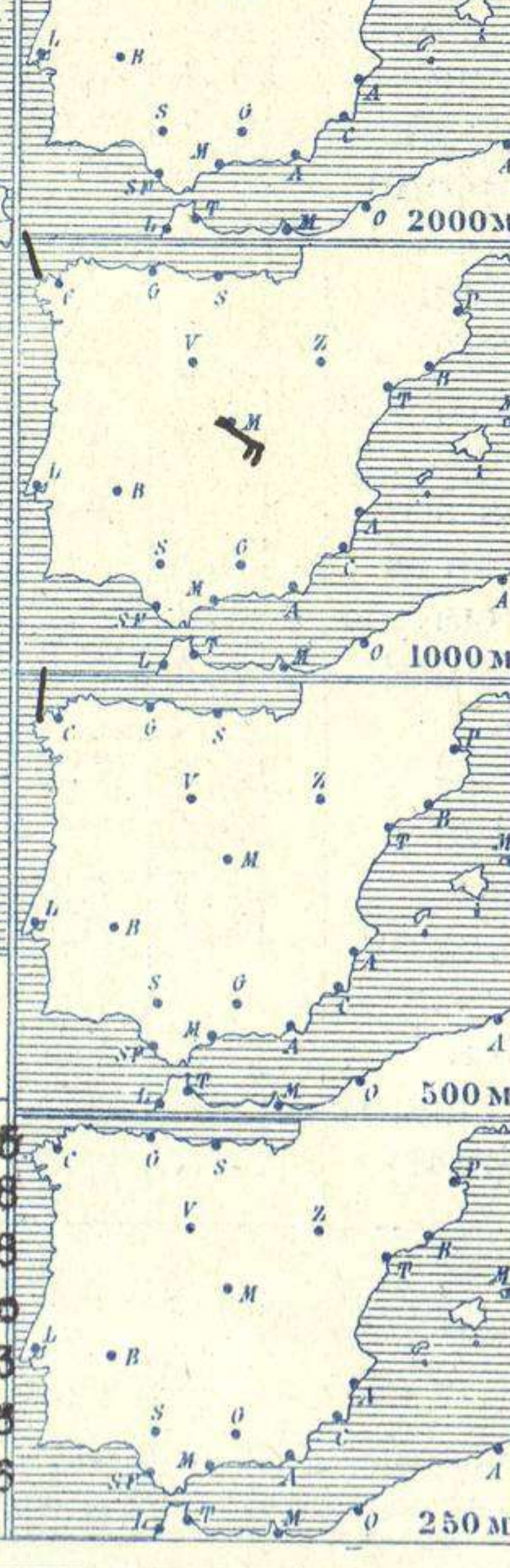
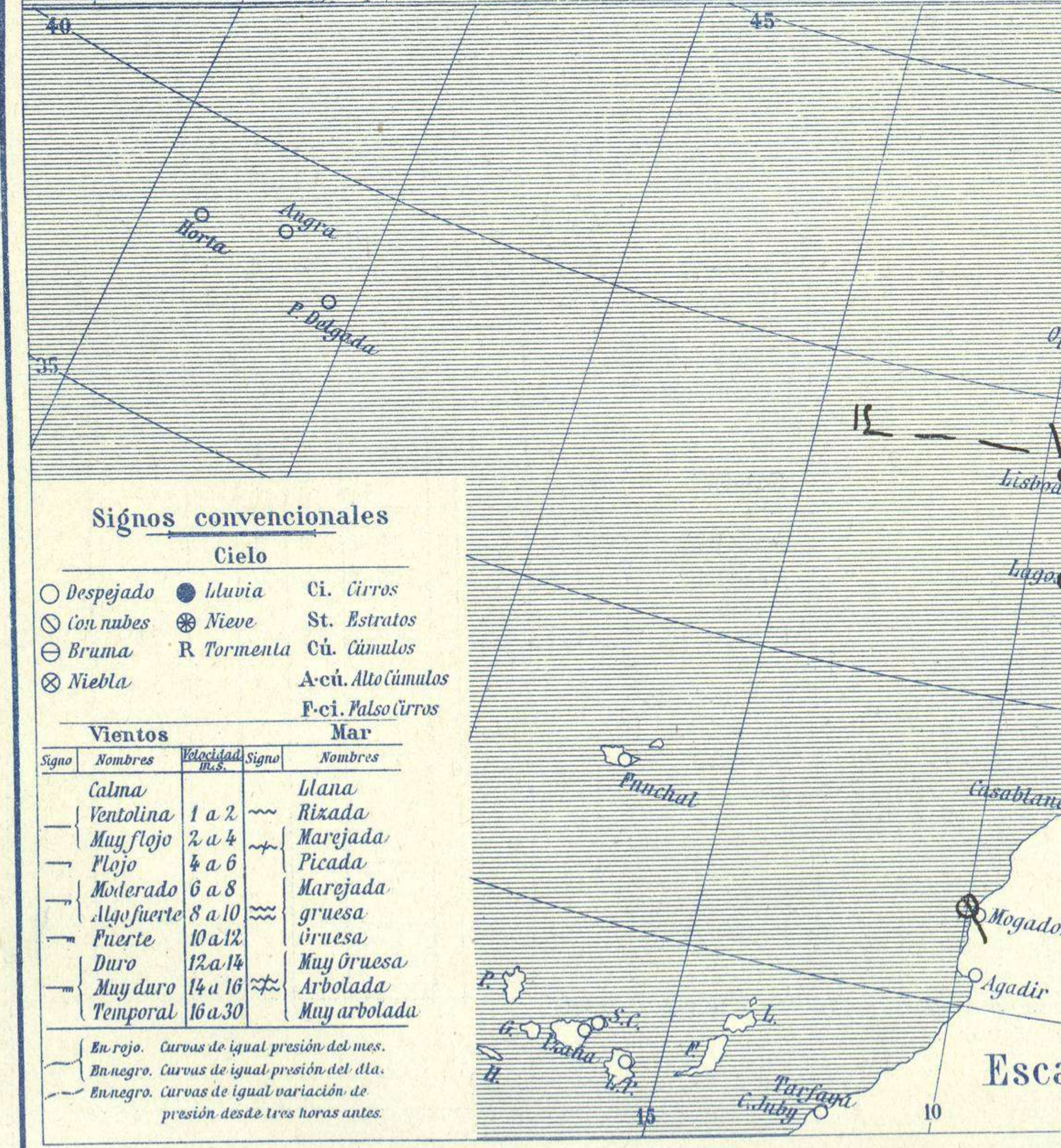
Estado General

En el Mediterráneo occidental se hallan varios núcleos de perturbación atmosférica mal definidos y caracterizados; las presiones altas residen al occidente de Irlanda sobre el Atlántico.

Tiempo probable

EN LAS REGIONES.

I }
 II }
 III }
 IV }
 V }
 VI } No se hace predicción.
 VII }
 VIII }
 IX }
 X }
 XI }
 XII }



Observaciones de 13^h del día 13 a 7^h del día 14

| Horas | Barómetro | | Viento | Lluvia | Estado del Cielo | Horas de insolación |
|-------|-----------|------------|--------|--------|------------------|---------------------|
| | mm | milímetros | | | | |
| 13 | 704,7 | 939,5 | ENE 3 | | Nuboso | 9-15 |
| 18 | 705,2 | 937,5 | ENE 3 | | C. cubta | 28,8 |
| 1 | 705,4 | 940,5 | NE 2 | | C. cubta | 14,8 |
| 7 | 705,0 | 939,5 | Cal. 0 | | C. despa | 25,0 |
| | | | | | | Id. mínima |
| | | | | | | Id. máxima normal |
| | | | | | | Id. mínima id. |
| | | | | | | Id. normal media |
| | | | | | | Presión normal |

Signos convencionales

| Cielo | | | |
|-------------|------------|----------------------|--|
| ○ Despejado | ● Lluvia | Ci. Cirros | |
| ☉ Con nubes | ⊛ Nieve | St. Estratos | |
| ☁ Brama | R Tormenta | Cú. Cúmulos | |
| ⊗ Niebla | | A.cú. Alto Cúmulos | |
| | | F.cú. Pseudo Cúmulos | |

| Vientos | | | |
|---------|-------------|-----------|--------------|
| Signo | Nombres | Velocidad | Nombres |
| — | Calma | 0 | Plana |
| — | Ventolina | 1 a 2 | Rizada |
| — | Muy flojo | 2 a 4 | Marejada |
| — | Plajo | 4 a 6 | Picada |
| — | Moderado | 6 a 8 | Marejada |
| — | Algo fuerte | 8 a 10 | gruesa |
| — | Fuerte | 10 a 12 | gruesa |
| — | Duro | 12 a 14 | Muy gruesa |
| — | Muy duro | 14 a 16 | Arbolada |
| — | Temporal | 16 a 30 | Muy arbolada |

En rojo. Curvas de igual presión del mes.
 En negro. Curvas de igual presión del día.
 En negro. Curvas de igual variación de presión desde tres horas antes.

OBSERVACIONES DE ESPAÑA

| ESTACIONES | PRESIÓN MILIBARES | | | VIENTO D. y F. | TEMPERATURA C. | HUMEDAD % | TIEMPO PRESENTE PASADO | NUBES | MAR | DIRECCIÓN Y FUERZA DEL VIENTO A | | | | | | | | | | |
|---|---------------------|-----------|----|-------------------|-------------------|--------------|---------------------------|---------------|-----|---------------------------------|--------------------------------------|-------|-------|-------|-------|------|--|--|--|--|
| | á O. N. M. G. N. | VARIACIÓN | C. | | | | | | | 250 | 500 | 1000 | 2000 | 3000 | 4000 | 5000 | | | | |
| OBJERVACIONES Á 7^h | | | | | | | | | | | OBJERVACIONES Á 7^h | | | | | | | | | |
| La Coruña | 19,1 | 0,8 | 1 | N-1 | 19 | | NB | Ci | 2 | | | | | | | | | | | |
| Gijón | 18,0 | 0,9 | 4 | WNW-1 | 18 | | N | Cu | 1 | | | | | | | | | | | |
| Santander | 18,6 | 0,8 | 1 | W-4 | 17 | | NE | B-st-cu | 4 | | | | | | | | | | | |
| Valladolid | 16,6 | 0,5 | 1 | N-3 | 17 | | NB | Ci-st | | | | | | | | | | | | |
| Zaragoza | 13,8 | 0,5 | 4 | W-3 | 22 | | D | A-cu | | | | | | | | | | | | |
| Barcelona | 15,5 | 0,1 | 4 | Cal-o | 26 | | NB | Nb,A-st | | NNE-1 | N-2 | NNW-2 | NNW-1 | NE-1 | NNE-3 | NW-2 | | | | |
| Tortosa | 13,0 | 1,3 | 4 | NNE-3 | 26 | | N | | | | | | | | | | | | | |
| Mahón | | | | | | | | | | | | | | | | | | | | |
| Madrid | 15,7 | 0,7 | 4 | Cal-o | 17 | | N | B-st-cu,Ci-st | | | ESE-4 | NNE-2 | ESE-5 | ESE-5 | SE-5 | | | | | |
| Badajóz | 15,0 | 0,5 | 4 | E-o | 19 | | D | Ci-st | | | | | | | | | | | | |
| Alicante | 12,1 | 0,9 | 4 | E-o | 24 | | D | Cu,Ci | 0 | | | | | | | | | | | |
| Granada | | | | | | | | | | | | | | | | | | | | |
| Sevilla | | | | | | | | | | | | | | | | | | | | |
| Almería | | | | | | | | | | | | | | | | | | | | |
| Málaga | 14,1 | 1,1 | 1 | NE-o | 20 | | D | Ci | 0 | | | | | | | | | | | |
| S.Fernando | 17,0 | 0,9 | 4 | Cal-o | 19 | | D | Ci-st | 1 | | | | | | | | | | | |
| Melilla | 16,4 | 0,8 | 4 | WNW-3 | 22 | | D | A-cu | 2 | | | | | | | | | | | |
| Larache | | | | | | | | | | | | | | | | | | | | |
| S ^{ta} .C.de Tenerife | | | | | | | | | | | | | | | | | | | | |
| Izaña | | | | | | | | | | | | | | | | | | | | |
| OBJERVACIONES Á 18^h de la víspera | | | | | | | | | | | OBJERVACIONES Á | | | | | | | | | |
| La Coruña | 16,6 | 0,9 | 2 | N-3 | 24 | | N | Ci-st | 3 | | | | | | | | | | | |
| Gijón | 17,5 | 0,0 | 0 | Cal-o | 20 | | N | Nb | 1 | | | | | | | | | | | |
| Santander | | | | | | | | | | | | | | | | | | | | |
| Valladolid | 14,1 | 0,3 | 4 | NNE-1 | 22 | | N | Cu,A-st | | | | | | | | | | | | |
| Zaragoza | 11,0 | -1,7 | 5 | W-o | 30 | | N | Cu,A-cu | | | | | | | | | | | | |
| Barcelona | 13,0 | 0,8 | 9 | SSE-2 | 25 | | N | Cu-nb,Ci-cu | | | | | | | | | | | | |
| Tortosa | | | | | | | | | | | | | | | | | | | | |
| Mahón | | | | | | | | | | | | | | | | | | | | |
| Madrid | 11,0 | -0,9 | 6 | NNE-3 | 25 | | N | Cu-nb | | | | | | | | | | | | |
| Badajóz | 13,4 | -0,3 | 7 | NW-4 | 25 | | T | Nb | | | | | | | | | | | | |
| Alicante | 10,9 | 0,3 | 4 | E-1 | 28 | | D | Ci-st | 2 | | | | | | | | | | | |
| Granada | | | | | | | | | | | | | | | | | | | | |
| Sevilla | | | | | | | | | | | | | | | | | | | | |
| Almería | | | | | | | | | | | | | | | | | | | | |
| Málaga | | | | | | | | | | | | | | | | | | | | |
| S.Fernando | 15,7 | -0,8 | 5 | SSW-5 | 21 | | LL | B-st-cu | 3 | | | | | | | | | | | |
| Melilla | 15,0 | | | W-5 | | | | | | | | | | | | | | | | |
| Larache | | | | | | | | | | | | | | | | | | | | |
| S ^{ta} .C.de Tenerife | | | | | | | | | | | | | | | | | | | | |
| Izaña | | | | | | | | | | | | | | | | | | | | |

NOTICIAS CACERES: A 19h. de ayer tormenta.
 CUENCA : A 16h. de ayer tormenta.

* Expresado en medias horas antes observación.
 ... D Despejado ó semidespejado - N Nuboso ó cubierto - NB Niebla ó brumas - A Aguaceros - LL Lloviznas - LL Llavias - G Granizo (sin truenos) - An Aguanieve - nv Nieve - T Tormenta.
 ... D Despejado ó semidespejado - N Nuboso - NC Cubierto constantemente - NB Niebla ó bruma - A Aguaceros - LL Llovizna - nv Nieve ó aguanieve - G Granizo (sin truenos) - T Tormenta.
 ... Sobre el nivel del mar.