

INSTITUTO GEOGRÁFICO Y CATASTRAL

BOLETÍN DEL SERVICIO METEOROLÓGICO

AÑO XXXVIII
Núm. 315

OBSERVACIONES DEL EXTRANJERO

1930
11 de Noviembre

| ESTACIONES | PRESIÓN MILIBARES | | | VIENTO | TEMPERATURA | TIEMPO | | PRESIÓN MILIBARES | | | VIENTO | ESTACIONES | PRESIÓN MILIBARES | | | VIENTO | TEMPERATURA | TIEMPO | | PRESIÓN MILIBARES | | | VIENTO | | |
|------------|-------------------|-------------|-----------|--------|-------------|--------|-------------|-------------------|--------|-------|--------|-------------|-------------------|-----------|------|--------|-------------|-------------|-----------|-------------------|--------|------|--------|-------------|-----------|
| | á O° | N. M. G. N. | VARIACIÓN | | | á O° | N. M. G. N. | PRESENTE | PASADO | á O° | | | N. M. G. N. | VARIACIÓN | á O° | | | N. M. G. N. | VARIACIÓN | PRESENTE | PASADO | á O° | | N. M. G. N. | VARIACIÓN |
| ISLANDIA | Seydisfjord | 21.4 | 0.5 | 4 | NW-3 | -3 | D | N | 1011.8 | NW-3 | | De Bild | | | | | | | | | | | | | |
| | Reykjavik | 20.2 | -1.5 | 5 | ESE-3 | -1 | N | N | 18.0 | SW-3 | | Le Helder | | | | | | | | | | | | | |
| | Vestímannó | 23.5 | 0.5 | 5 | SSE-5 | 3 | N | A | 19.0 | NNW-4 | | Fiesinga | | | | | | | | | | | | | |
| | Thorshavn | 21.2 | 3.4 | 3 | NW-4 | 2 | D | A | 04.3 | NW-6 | | Bruselas | | | | | | | | | | | | | |
| | Stensele | 89.5 | 0.0 | 3 | Cal-0 | -10 | D | D | 987.0 | Cal-0 | | Zurich | 29.6 | 0.0 | 3 | NW-1 | 7 | N | N | 30.7 | SW-1 | | | | |
| | Ostersund | | | | | | | | 89.5 | S-3 | | Berna | 29.2 | 0.0 | 2 | S-0 | 5 | N | NB | 30.3 | W-0 | | | | |
| | Hernosánd | 88.4 | 1.6 | 4 | NW-1 | -3 | N | N | 87.5 | W-1 | | Ginebra | 30.6 | 0.2 | 2 | S-0 | 5 | N | NB | 31.9 | SW-0 | | | | |
| | Särna | 94.9 | 1.8 | 3 | Cal-0 | -11 | N | N | 93.2 | Cal-0 | | Lugano | | | | | | | | | | | | | |
| | Karlstad | 91.0 | 0.0 | 3 | W-1 | -10 | N | N | 94.5 | W-2 | | Calais | | | | | | | | | | | | | |
| | Estocolmo | 88.4 | -1.0 | 6 | WNW-1 | 2 | N | N | 93.2 | W-3 | | Abbeville | | | | | | | | | | | | | |
| | Jönköping | 92.2 | -0.6 | 9 | WSW-2 | 3 | N | N | 99.4 | WNW-4 | | El Havre | | | | | | | | | | | | | |
| | Wisby | 99.4 | -1.6 | 8 | SSW-6 | 6 | N | N | 99.0 | NW-5 | | Maguncia | | | | | | | | | | | | | |
| | Kalmar | 92.6 | -2.2 | 7 | W-6 | 4 | N | N | 1001.1 | W-5 | | Brest | | | | | | | | | | | | | |
| | Bronnö | | | | | | | | | | | Lorient | | | | | | | | | | | | | |
| | Vallersund | | | | | | | | | | | Rennes | | | | | | | | | | | | | |
| | Kinn | 02.4 | 3.0 | 2 | N-9 | 5 | A | A | 993.8 | WNW-6 | | Argentan | | | | | | | | | | | | | |
| | Dombaas | 96.4 | 3.4 | 3 | Cal-0 | -4 | NV | NV | 91.2 | Cal-0 | | Paris | | | | | | | | | | | | | |
| | Utsire | 05.0 | 4.6 | 3 | A-9 | 4 | A | A | 99.7 | WSW-9 | | Nancy | | | | | | | | | | | | | |
| | Færder | 93.2 | 1.2 | 4 | WNW-5 | 5 | D | D | 92.4 | WSW-5 | | Estrasburgo | | | | | | | | | | | | | |
| | Lister | 01.1 | 2.0 | 2 | NW-8 | 5 | N | A | 003.2 | WNW-9 | | Tours | | | | | | | | | | | | | |
| | Skagen | 93.2 | -1.4 | 8 | NW-8 | 7 | N | N | 00.3 | WNW-7 | | Dijon | | | | | | | | | | | | | |
| | Hanstholm | 98.0 | -0.8 | 6 | WNW-8 | 6 | N | N | 04.3 | WNW-7 | | Rochefort | | | | | | | | | | | | | |
| | Blaavands | 04.9 | 0.0 | 2 | WNW-9 | 7 | A | A | 11.2 | WNW-7 | | Clermont | | | | | | | | | | | | | |
| | Copenhague | 00.2 | -2.6 | 8 | W-6 | 6 | N | A | 09.0 | W-4 | | Lyon | | | | | | | | | | | | | |
| | Hammershus | 97.2 | -1.4 | 8 | WNW-9 | 6 | N | N | 06.2 | WNW-8 | | Burdeos | | | | | | | | | | | | | |
| | Lerwick | 15.4 | 4.8 | 2 | NW-5 | 5 | N | A | 00.3 | W-6 | | Bayona | | | | | | | | | | | | | |
| | Stornoway | 27.0 | 2.4 | 3 | NW-7 | 6 | D | A | 17.2 | NW-8 | | Tolosa | | | | | | | | | | | | | |
| | Wick | 21.7 | 2.8 | 3 | WNW-4 | 4 | N | A | 11.4 | W-4 | | Marignane | | | | | | | | | | | | | |
| | Aberdeen | 23.1 | 3.0 | 2 | WNW-6 | 4 | D | A | 16.0 | W-5 | | Perpiñan | | | | | | | | | | | | | |
| | Malin Head | 34.0 | 2.0 | 3 | NW-6 | 8 | N | A | 26.9 | NW-7 | | Ajaccio | | | | | | | | | | | | | |
| | Renfrew | 29.2 | 3.0 | 4 | NW-4 | 4 | D | A | 22.8 | W-4 | | Oporto | 25.7 | 0.0 | 3 | W-4 | 14 | D | D | 27.4 | E-1 | | | | |
| | Tynemouth | 26.9 | 2.0 | 3 | W-3 | 4 | D | D | 21.3 | W-4 | | Coimbra | | | | | | | | | | | | | |
| | Blacksod | 37.8 | 0.6 | 3 | W-8 | 8 | N | A | 32.4 | W-5 | | Lisboa | 27.3 | -1.0 | 6 | NW-4 | 12 | N | N | 28.6 | NW-3 | | | | |
| | Donaghadee | 32.4 | 1.2 | 3 | WSW-2 | 5 | N | N | 26.6 | WNW-3 | | Lagos | 26.7 | -1.6 | 6 | Cal-0 | 14 | D | D | 27.7 | Cal-0 | | | | |
| | Holyhead | 34.0 | 1.4 | 3 | NW-6 | 8 | N | D | 29.2 | WNW-6 | | Funchal | 18.8 | 0.8 | 4 | SSE-4 | 22 | N | NB | 17.9 | SSW-4 | | | | |
| | Cranwell | 30.4 | 1.4 | 3 | W-4 | 4 | D | D | 26.2 | W-3 | | Horta | 15.4 | -1.4 | 6 | NNE-6 | 18 | LL | N | | | | | | |
| | Yarmouth | 27.7 | 0.4 | 3 | WNW-4 | 5 | D | D | 25.8 | WNW-2 | | Turin | 22.2 | 0.0 | 3 | Cal-0 | 0 | NB | NB | | | | | | |
| | Valentia | 39.5 | 1.4 | 3 | N-1 | 3 | D | D | 35.1 | WNW-3 | | Milan | 20.9 | -0.2 | 8 | Cal-0 | 4 | NB | NB | | | | | | |
| | Pembroque | 35.7 | 1.8 | 3 | NNW-3 | 8 | D | N | 32.0 | NW-3 | | Pádua | 19.8 | | | Cal-0 | 1 | NB | NB | | | | | | |
| | Ross-on-Wye | 33.6 | 1.0 | 3 | W-2 | 4 | D | N | 30.2 | W-3 | | Venecia | | | | | | | | | | | | | |
| | Londres | 32.6 | 1.0 | 2 | W-3 | 4 | D | D | 29.4 | W-3 | | Génova | 20.3 | -1.0 | 8 | Cal-0 | 11 | N | N | | | | | | |
| | Scilly | 38.2 | 1.2 | 3 | W-4 | | N | N | 34.6 | WNW-3 | | Florenca | 20.2 | -0.8 | 8 | Cal-0 | 10 | N | N | | | | | | |
| | Plymouth | 36.3 | 1.2 | 4 | NNW-2 | 8 | D | D | 32.8 | W-3 | | Liorna | 17.8 | -0.6 | 8 | NW-1 | 15 | N | 11 | | | | | | |
| | Calshot | 33.7 | 1.4 | 3 | W-2 | 4 | D | D | 30.3 | WNW-3 | | Ancona | 19.9 | -0.2 | 8 | Cal-0 | 13 | D | D | | | | | | |
| | Overnsey | 35.1 | 1.2 | 4 | NNW-1 | 10 | N | N | 31.0 | NW-1 | | Zara | 20.1 | -0.4 | 8 | N-1 | 10 | D | D | | | | | | |
| | Borkum | | | | | | | | | | | Roma | 22.2 | -0.6 | 8 | N-3 | 4 | N | N | | | | | | |
| | Loningen | 17.7 | 0.0 | 3 | W-3 | 9 | N | N | | | | Magdalena | 22.6 | -1.0 | 8 | W-4 | 14 | N | N | | | | | | |
| | Hamburgo | 12.2 | -0.6 | 6 | WSW-6 | 5 | A | A | | | | Taranto | 20.1 | 0.4 | 4 | E-2 | 9 | D | D | | | | | | |
| | Swinemunde | 07.8 | -1.6 | 6 | W-6 | 5 | D | N | | | | Mesina | 21.9 | 0.0 | 0 | NNW-2 | 16 | N | N | | | | | | |
| | Danzig | 99.5 | -6.2 | 7 | SW-3 | 4 | N | LL | 06.7 | WSW-4 | | Tánger | 25.3 | 0.4 | 4 | ENE-2 | 16 | D | D | | | | | | |
| | Marsalunde | 06.4 | -1.6 | 8 | W-7 | 7 | N | A | | | | Oran | | | | | | | | | | | | | |
| | Aquisgran | 27.0 | 0.0 | 4 | W-4 | 5 | N | N | 27.0 | W-1 | | Argel | 26.5 | 0.2 | 1 | Cal-0 | 13 | D | D | 27.3 | W-3 | | | | |
| | Magdeburgo | 14.9 | -0.6 | 7 | W-7 | 7 | N | A | 19.9 | W-4 | | Bizerta | | | | | | | | | | | | | |
| | Berlin | 12.9 | -1.4 | 7 | WNW-3 | 4 | A | A | 19.5 | WSW-3 | | Túnez | | | | | | | | | | | | | |
| | Dresde | 16.6 | -0.8 | 8 | WSW-4 | 6 | N | N | | | | Rabat | 22.7 | -1.0 | 5 | W-1 | 14 | NB | NB | 21.1 | SE-1 | | | | |
| | Breslau | 14.0 | -0.4 | 8 | WNW-3 | 6 | N | D | 17.7 | WNW-3 | | Fez | 23.7 | 1.0 | 3 | NE-2 | 12 | D | D | 22.1 | E-3 | | | | |
| | Francfort | 25.1 | -0.2 | 7 | SW-4 | 7 | N | N | 25.5 | ? | | Tazza | | | | | | | | | | | | | |
| | Carlsruha | 28.2 | 0.6 | 3 | W-3 | 6 | N | A | 26.7 | WSW-3 | | Sfax | | | | | | | | | | | | | |
| | Munich | 25.8 | 0.0 | 5 | NW-5 | 6 | LL | LL | 27.1 | SW-4 | | Casablanca | 23.3 | 0.0 | 3 | WSW-1 | 16 | N | NB | 22.3 | NE-2 | | | | |
| | Posen | | | | | | | | | | | Mequinez | 24.6 | 0.0 | 3 | SE-2 | 8 | D | D | 18.3 | Cal-0 | | | | |
| | Varsovia | | | | | | | | | | | Agadir | | | | | | | | | | | | | |
| | Cracovia | | | | | | | | | | | | | | | | | | | | | | | | |
| | Viena | 23.1 | 2.7 | 0 | W-4 | 10 | N | | | | | | | | | | | | | | | | | | |
| | Praga | | | | | | | | 21.1 | WNW-3 | | | | | | | | | | | | | | | |
| | Buda-Pest | 17.8 | -1.2 | 5 | NW-1 | 10 | N | N | 22.2 | W-2 | | | | | | | | | | | | | | | |

RADIOGRAMAS TRANSMITIDOS DESDE BARCOS

DIA HORA LAT LONG PRESION VIENTO

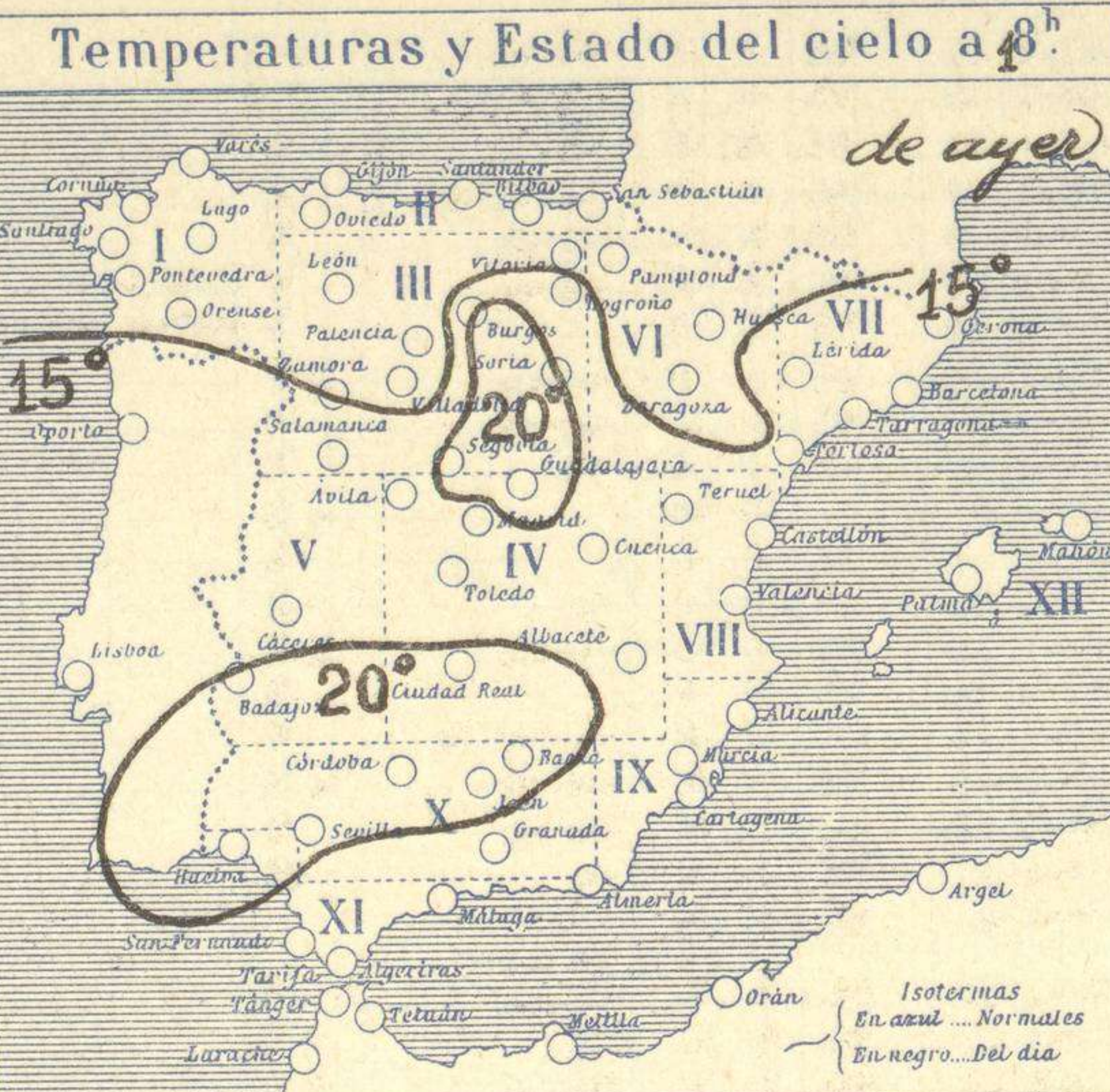
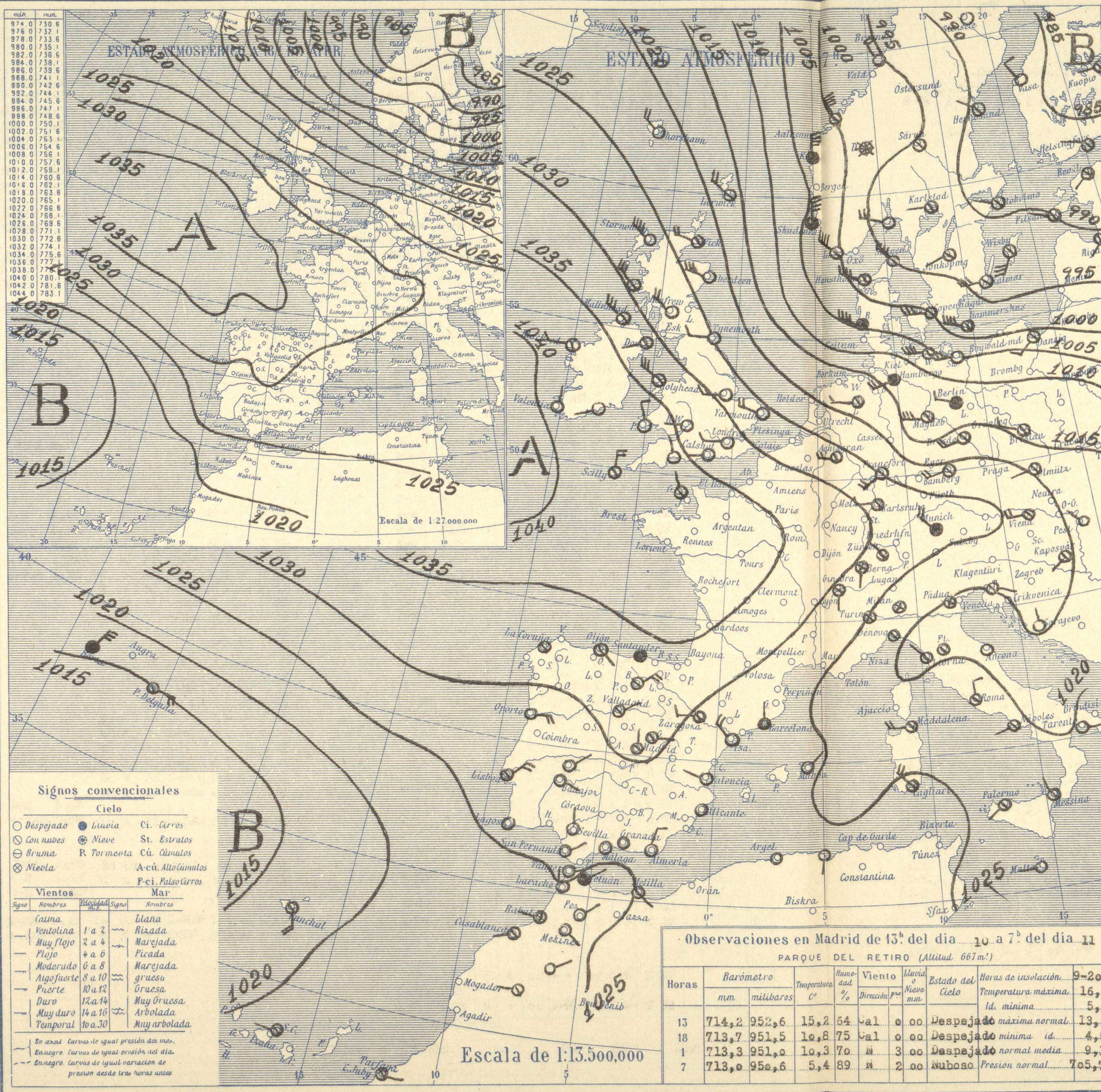


SERVICIO METEOROLÓGICO ESPAÑOL.

Boletín del Martes 11 de Noviembre de 1.930

AÑO XXXVIII

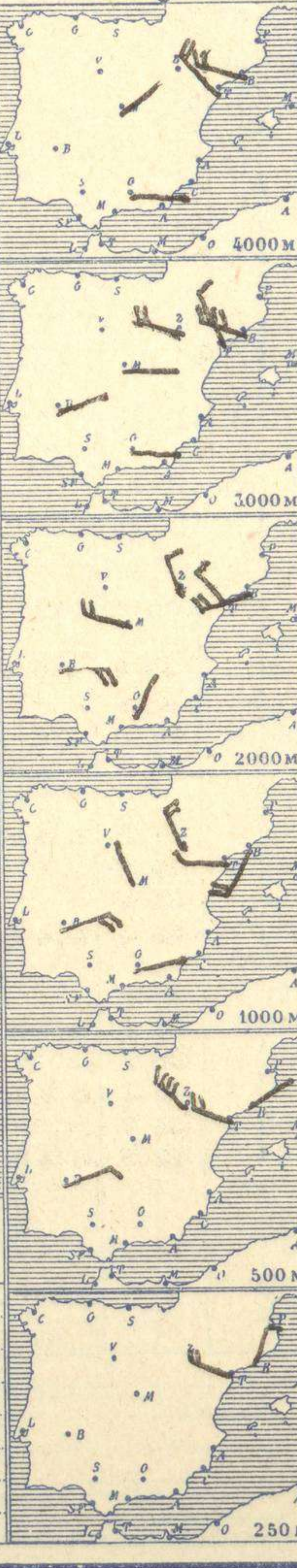
Núm. 315



Temperaturas y Estado del cielo a 8^h de ayer

| Estaciones | Temperaturas | | Lluvia |
|---------------------------|--------------|------|--------|
| | Máx. | Mín. | |
| La Coruña | 19 | 10 | |
| Santiago | | 9 | |
| Pontevedra | 20 | | |
| Lugo | | | |
| Orense | 21 | 5 | |
| Gijón | 16 | 10 | |
| Oviedo | 15 | 4 | |
| Santander | | | 2 |
| Bilbao | 14 | 9 | 2 |
| San Sebastián | 13 | 9 | |
| León | 15 | | |
| Zamora | 18 | 2 | |
| Palencia | 19 | 4 | |
| Burgos | 18 | 6 | |
| Soria | 20 | 2 | |
| Valladolid | 19 | 2 | |
| Salamanca | 19 | 0 | |
| Ávila | 16 | 2 | |
| Segovia | 16 | 2 | |
| Madrid | 16 | 5 | |
| Toledo | 19 | 4 | |
| Guadalajara | 19 | 4 | |
| Ciudad Real | 17 | 2 | |
| Albacete | 20 | 1 | |
| Cáceres | 22 | 9 | |
| Badajoz | 22 | 7 | |
| Vitoria | 19 | 8 | |
| Logroño | 21 | 7 | |
| Pamplona | | 5 | |
| Huesca | 14 | 5 | |
| Zaragoza | 18 | 2 | |
| Lérida | | | |
| Gerona | | 4 | |
| Barcelona | 19 | 12 | |
| Tarragona | | | |
| Tortosa | 23 | 7 | |
| Teruel | 23 | -3 | |
| Castellón | 20 | 9 | |
| Valencia | 20 | 9 | |
| Alicante | 21 | 7 | |
| Murcia | 22 | 10 | |
| Sevilla | 25 | 9 | |
| Córdoba | 23 | 7 | |
| Jaén | 21 | 10 | |
| Baeza | 19 | 10 | |
| Oranada | 19 | 5 | |
| Huelva | 25 | 9 | |
| San Fernando | 22 | 13 | |
| Tarifa | 19 | 16 | |
| Algeciras | | | |
| Málaga | 20 | 12 | |
| Almería | 23 | 11 | |
| Palma | 18 | 10 | |
| Ibiza | | | |
| Mahón | | | |
| Las Palmas | | | |
| S ^t Cruz de T. | 24 | 20 | |
| Laguna | | | |
| Izania | | 6 | |
| Tetán | | 15 | 1 |
| Melilla | 20 | 18 | 05 |
| Tánger | | 16 | |

Observaciones aerológicas



Estado General

Al Sur de las Azores existe una perturbación atmosférica que influye en la permanencia del Levante en Andalucía.

Al occidente de las islas británicas existe un área de altas presiones que tiende a fortalecerse y a situarse más a Oriente.

Tiempo probable

- EN LAS REGIONES
- I } vientos flojos y algunas nieblas.
 - II }
 - III }
 - IV } buen tiempo.
 - V }
 - VI } vientos flojos de la región del Norte y cielo algo nublado.
 - VII }
 - VIII }
 - IX }
 - X } vientos moderados y fuertes del Este y tiempo inseguro.
 - XI }
 - XII } tiempo inseguro.

Observaciones en Madrid de 13^h del día 10 a 7^h del día 11

PARQUE DEL RETIRO (Altitud 667m.)

| Horas | Barómetro | | Temperatura | Humedad | Viento | Lluvia | Estado del Cielo | Horas de insolación |
|-------|-----------|----------|-------------|---------|--------|--------|------------------|---------------------|
| | mm | milibars | | | | | | |
| 13 | 714,2 | 952,6 | 15,2 | 64 | cal | 0 | 00 | Despejado |
| 18 | 713,7 | 951,5 | 10,8 | 75 | cal | 0 | 00 | Despejado |
| 1 | 713,3 | 951,0 | 10,3 | 70 | N | 3 | 00 | Despejado |
| 7 | 713,0 | 950,6 | 5,4 | 89 | N | 2 | 00 | Nublado |

Temperatura máxima normal: 16,4
 Id. mínima: 5,2
 máxima normal: 13,2
 mínima id.: 4,9
 normal media: 9,1
 Presión normal: 705,7

Signos convencionales

| Cielo | | Nombres | |
|-------------|------------|-------------------|--|
| ○ Despejado | ● Lluvia | Ci. Cirros | |
| ☉ Con nubes | ⊙ Nieve | St. Estratos | |
| ⊗ Bruma | R Tormenta | Cú. Cúmulos | |
| ⊕ Niebla | | Acú. Alto Cúmulos | |
| | | F.c. Falso Cirros | |
| | | Mar | |

| Signo | Nombres | Velocidad | Signo | Nombres |
|-------|-------------|-----------|-------|-----------------|
| — | Calma | 1 a 2 | — | Ulana |
| — | Ventolina | 2 a 4 | — | Risada |
| — | Muy flojo | 4 a 6 | — | Marejada |
| — | Plojo | 6 a 8 | — | Picada |
| — | Moderado | 8 a 10 | — | Marejada gruesa |
| — | Algo fuerte | 10 a 12 | — | Gruesa |
| — | Puerte | 12 a 14 | — | Muy gruesa |
| — | Duro | 14 a 16 | — | Arbolada |
| — | Muy duro | 16 a 20 | — | Muy arbolada |
| — | Temporal | | | |

En azul Curvas de igual presión del día.
 En negro Curvas de igual presión del día.
 En negro Curvas de igual variación de presión desde tres horas antes.

OBSERVACIONES DE ESPAÑA

| ESTACIONES | PRESIÓN MILIBARES | | | VIENTO D. y F. | TEMPERATURA C. | TIEMPO PRESENTE PASADO | NUBES | MAR | DIRECCIÓN Y FUERZA DEL VIENTO Á | | | | | | | | | |
|-------------------|---------------------------------|-----------|----|-------------------|-------------------|---------------------------|-------|----------|---------------------------------|-------|-------|-------|-------|-------|-------|-------|--|--|
| | VARIACIÓN | | | | | | | | | | | | | | | | | |
| | á O. N. M. G. N. | VARIACIÓN | C. | | | | | | 250 | 500 | 1000 | 2000 | 3000 | 4000 | 5000 | | | |
| | OBSERVACIONES Á 7 ^h | | | | | | | | OBSERVACIONES Á 7 ^h | | | | | | | | | |
| La Coruña | 32,2 | 0,0 | 3 | Cal-o | 11 | 65 | N N | St-cu | 3 | 5 | | | | | | | | |
| Gijón | 33,7 | 0,6 | 4 | SE-2 | 12 | 95 | N N | St-cu | 2 | 6 | | | | | | | | |
| Santander | 33,9 | 0,6 | 4 | Cal-o | 11 | 95 | N N | St-cu | 3 | 4 | | | | | | | | |
| Valladolid | 32,9 | 0,4 | 4 | NE-1 | 7 | 95 | N D | Cu Ci-st | 6 | | | | | | | | | |
| Zaragoza | 29,1 | 0,0 | 3 | W-3 | 9 | 95 | N N | Ci-cu | 7 | | | | | | | | | |
| Barcelona | 26,5 | 0,0 | 3 | N-2 | 13 | 75 | D N | St-cu | 7 | NNW-3 | NE-2 | SSE-4 | ESA-4 | WNW-7 | WNW-4 | WNW-9 | | |
| Tortosa | 27,8 | 1,0 | 4 | NW-4 | 15 | 75 | D D | | 7 | NNW-4 | WNW-4 | W-3 | NW-3 | NNW-3 | NW-3 | SW-4 | | |
| Mahón | 26,3 | 0,0 | 3 | NE-1 | 11 | 95 | D D | St-cu | 2 | | | | | | | | | |
| Madrid | 30,5 | 0,0 | 3 | N-2 | 5 | 65 | N D | Ci-st | 7 | | | NNW-1 | ENE-5 | E-2 | NE-2 | | | |
| Badajóz | 28,3 | 0,0 | 3 | ENE-1 | 7 | 95 | D D | Ci | 7 | | | ENE-3 | ENE-4 | E-3 | ENE-2 | | | |
| Alicante | 26,6 | | | Cal-o | 8 | | D D | | 6 | | | | | | | | | |
| Granada | 30,9 | 0,0 | 3 | Cal-o | 5 | 95 | D D | | 6 | | | ENE-1 | NNE-1 | E-2 | E-2 | | | |
| Sevilla | 27,1 | 0,0 | 3 | Cal-o | 10 | 65 | D D | Ci | 6 | | | | | | | | | |
| Almería | 26,6 | 0,0 | 3 | NNE-3 | 13 | 75 | D D | St-cu | 2 | | | | | | | | | |
| Málaga | 26,7 | 0,0 | 3 | Cal-o | 14 | 85 | D D | | 6 | | | | | | | | | |
| S. Fernando | 25,4 | 0,0 | 3 | NE-1 | 14 | 65 | D N | Cu Ci-st | 7 | | | | | | | | | |
| Melilla | 25,8 | 0,0 | 3 | SE-1 | 18 | 65 | N N | Cu Nb | 4 | | | | | | | | | |
| Tetuán | 24,1 | 0,0 | 3 | NE-3 | 18 | 95 | N N | St-cu | 5 | | | | | | | | | |
| S. C. de Tenerife | 21,1 | 0,0 | 3 | W-2 | 21 | 75 | N N | Cu | 10 | | | | | | | | | |
| Izaña | 708,1 | 0,0 | 3 | W-9 | 6 | 95 | N N | A-cu | | | | | | | | | | |
| | OBSERVACIONES Á 18 ^h | | | | | | | | OBSERVACIONES Á 18 ^h | | | | | | | | | |
| La Coruña | 31,4 | 0,0 | 3 | WNW-1 | 14 | 84 | N D | Ci-st | 2 | | | | | | | | | |
| Gijón | 32,2 | 1,2 | 4 | E-3 | 13 | 94 | N N | Ci | 2 | | | | | | | | | |
| Santander | 32,5 | 0,8 | 3 | E-2 | 12 | 94 | N N | St-cu | 2 | | | | | | | | | |
| Valladolid | 31,3 | 0,0 | 3 | Cal-o | 10 | 94 | D D | | 7 | | | | | | | | | |
| Zaragoza | 28,9 | 0,0 | 3 | Cal-o | 13 | 84 | D D | | 7 | | | | | | | | | |
| Barcelona | 27,3 | 0,0 | 3 | SW-o | 16 | 64 | D D | | 7 | | | | | | | | | |
| Tortosa | 28,3 | 0,0 | 3 | S-2 | 15 | 84 | D D | | 7 | | | | | | | | | |
| Mahón | 28,7 | 0,0 | 3 | Cal-o | 15 | 74 | D D | A-cu | 1 | | | | | | | | | |
| Madrid | 30,1 | 0,0 | 3 | Cal-o | 11 | 74 | D D | | 8 | | | | | | | | | |
| Badajóz | 27,8 | 0,0 | 3 | NE-1 | 19 | 44 | D D | | 7 | | | | | | | | | |
| Alicante | 28,8 | 0,0 | 3 | Cal-o | 15 | 84 | D D | | 2 | | | | | | | | | |
| Granada | 29,3 | 0,0 | 3 | Cal-o | 13 | 84 | D D | | 7 | | | | | | | | | |
| Sevilla | 27,1 | 0,0 | 3 | ENE-1 | 20 | 44 | N D | Cu | 6 | | | | | | | | | |
| Almería | 29,5 | 0,0 | 3 | E-2 | 17 | 84 | D D | St-cu | 2 | | | | | | | | | |
| Málaga | 28,6 | 1,2 | 4 | E-1 | 17 | 74 | D D | | 2 | | | | | | | | | |
| S. Fernando | 25,0 | 0,0 | 3 | ESE-3 | 18 | 54 | N N | Cu | 2 | | | | | | | | | |
| Melilla | 28,6 | 5,0 | 6 | ? | 28 | 74 | N NE | St-cu | 7 | | | | | | | | | |
| Tetuán | 19,4 | 0,0 | 3 | S-1 | 22 | 84 | N N | St-cu | 2 | | | | | | | | | |
| S. C. de Tenerife | 06,2 | 0,0 | 3 | SSW-9 | 7 | 94 | N N | St-cu | 4 | | | | | | | | | |

NOTICIAS

Expresado en medias horas antes observación.
 .. D Despejado ó semidespejado - N Nuboso ó cubierto - NB Niebla ó bruma - A Aguaceros - LL Lloviznas - LL Lluvias - G Granizo (sin truenos) - An Aguanieve - nv Nieve - T Tormenta.
 ... D Despejado ó semidespejado - N Nuboso - NC Cubierto constantemente - NB Niebla ó bruma - A Aguaceros - LL Lloviznas - nv Nieve ó aguanieve - G Granizo (sin truenos) - T Tormenta.
 Sobre el nivel del mar.