

INSTITUTO GEOGRÁFICO Y CATASTRAL

BOLETÍN DEL SERVICIO METEOROLÓGICO

AÑO XXXIX

1931

Nim.º 31

OBSERVACIONES DEL EXTRANJERO

31 de Enero

| ESTACIONES | PRESIÓN MILIBARES | | VIENTO | | TEMPERATURA | TIEMPO | | PRESIÓN MILIBARES | | VIENTO | | ESTACIONES | PRESIÓN | | VIENTO | | TEMPERATURA | TIEMPO | | PRESIÓN MILIBARES | | VIENTO | | | | | |
|-------------|-------------------|-----------|--------|---------|-------------|--------------|------------|-------------------|---------|---------------|-----------|------------|---------|---------|--------|--------------|-------------|---------------|---------|-------------------|-----------|--------|---------|-------|----|----|----|
| | á O° N.M.G.N. | VARIACIÓN | C | D. y F. | C° | *** PRESENTE | *** PASADO | á O° N.M.G.N. | D. y F. | á O° N.M.G.N. | VARIACIÓN | | C | D. y F. | C° | *** PRESENTE | *** PASADO | á O° N.M.G.N. | D. y F. | á O° N.M.G.N. | VARIACIÓN | C | D. y F. | | | | |
| ISLANDIA | | | | | | | | | | | | | | | | | | | | | | | | | | | |
| Seydisfjord | 01.4 | -2.5 | 5 | E-3 | 2 | nv | nv | 01.2 | E-3 | De Bild | 19.3 | 0.8 | 3 | ENE-3 | 0 | N | N | 01.9 | NW-3 | Le Helder | 20.8 | 0.6 | 3 | E-5 | 0 | N | N |
| Reykjavik | 01.5 | -0.5 | 5 | Cal-e | -2 | D | D | 03.2 | SW-2 | Flesinga | | | | | | | | 01.9 | SE-8 | Bruselas | 13.0 | 0.8 | 3 | NNW-2 | 0 | N | N |
| Vestfmannö | 01.9 | 0.0 | 5 | NW-4 | 0 | N | N | | | Zurich | 18.2 | 1.6 | 4 | NNW-0 | -1 | NB | N | 08.4 | NE-3 | Berna | 18.2 | 1.2 | 4 | SE-0 | -1 | N | N |
| Thorshavn | 04.7 | -2.6 | 8 | SSW-2 | 3 | N | N | 11.9 | Cal-e | Ginebra | 18.6 | 1.6 | 3 | NE-1 | 2 | LL | nv | 10.1 | SW-3 | Lugano | 10.5 | 0.6 | 0 | N-e | -3 | D | D |
| Stensele | 27.5 | -0.4 | 8 | NW-1 | 15 | N | N | 28.3 | E-1 | Calais | | | | | | | | 08.4 | NE-3 | Abbeville | 19.4 | 0.2 | 4 | NNW-0 | 1 | N | N |
| Ostersund | 25.6 | -0.2 | 5 | SW-2 | 12 | N | N | 27.3 | SE-2 | El Havre | 21.0 | 1.2 | 2 | Cal-e | 3 | N | N | 09.9 | NNW-1 | Maguncia | 21.0 | 1.2 | 2 | Cal-e | 3 | N | N |
| Hernosand | 26.7 | 0.4 | 3 | Cal-e | 14 | N | N | | | Brest | 19.9 | -1.8 | 8 | SSW-5 | 6 | LL | LL | 20.2 | N-8 | Lorient | 22.7 | -0.6 | 6 | NNW-1 | 5 | LL | LL |
| Särna | 26.1 | 0.0 | 3 | Cal-e | 15 | NB | NB | 25.5 | Cal-e | Rennes | 22.2 | -0.2 | 9 | NW-1 | 2 | N | N | 15.7 | NNW-7 | Argentan | | | | | | | |
| Karlstad | 27.1 | 0.6 | 3 | NW-1 | 8 | N | N | 23.4 | N-3 | Paris | 20.6 | 1.2 | 4 | W-1 | 3 | N | N | 09.3 | W-2 | Nancy | 17.9 | 1.8 | 3 | Cal-e | 1 | N | N |
| Estocolmo | 24.7 | 0.6 | 4 | NNW-1 | 8 | N | N | 21.1 | NE-2 | Estrasburgo | 19.7 | 2.2 | 3 | Cal-e | 1 | N | N | 07.9 | S-2 | Tours | 21.3 | 1.0 | 2 | NW-2 | 2 | D | D |
| Jönköping | 26.1 | 1.2 | 3 | S-1 | 6 | N | nv | 21.1 | NE-3 | Dijon | 21.3 | 1.0 | 2 | NW-2 | 2 | D | D | 08.2 | Cal-e | Rochefort | 22.7 | 0.0 | 3 | N-2 | 3 | N | D |
| Wisby | 22.7 | 1.4 | 3 | N-2 | 3 | N | N | 17.9 | NE-3 | Clermont | 22.7 | 0.2 | 3 | N-2 | 5 | N | N | 12.9 | W-3 | Lyon | | | | | | | |
| Kalmar | 24.0 | 0.6 | 3 | N-3 | -3 | nv | nv | 17.1 | NE-6 | Burdeos | 22.6 | 1.0 | 3 | Cal-e | 2 | N | D | 16.9 | NE-1 | Bordeaux | 24.2 | 1.4 | 3 | Cal-e | 10 | LL | LL |
| Bronnö | | | | | | | | | | Bayona | 24.2 | 1.4 | 3 | Cal-e | 10 | LL | LL | 20.6 | W-8 | Tolosa | 21.3 | 0.6 | 3 | WNW-4 | 3 | N | N |
| Vallersund | | | | | | | | | | Marignane | 10.0 | 0.2 | 4 | NNW-6 | 3 | D | N | 16.9 | NNW-4 | Perpignan | 16.5 | 0.4 | 2 | NW-9 | 5 | N | LL |
| Kinn | 19.6 | -0.6 | 7 | S-8 | 1 | N | N | 19.0 | S-6 | Ajaccio | 07.8 | 0.0 | 3 | Cal-e | 5 | N | N | 12.3 | NW-9 | Oporto | 29.8 | 0.0 | 0 | N-1 | 6 | N | N |
| Dombaas | 25.6 | 0.0 | 3 | N-1 | 15 | N | N | 22.3 | N-2 | Colimbra | | | | | | | | 28.7 | NNW-4 | Lisboa | 30.4 | -1.4 | 8 | SW-3 | 9 | N | N |
| Utsire | 22.3 | -0.8 | 6 | SSW-5 | -2 | N | N | 21.3 | SSW-3 | Lagos | 30.4 | 0.2 | 3 | Cal-e | 8 | N | N | ? | N-3 | Funchal | 27.4 | 0.0 | 3 | ? | 18 | N | N |
| Fæerder | 26.6 | 0.4 | 3 | NNW-3 | -6 | D | D | 23.6 | NNW-4 | Horta | 30.0 | 0.0 | 3 | SSW-3 | 15 | D | ll | 26.3 | ? | Turin | 21.1 | 0.0 | 3 | Cal-e | -6 | NB | NB |
| Lister | 24.9 | 0.0 | 3 | E-2 | -6 | N | N | 22.2 | ENE-3 | Milan | 12.3 | 0.0 | 3 | SSW-3 | -1 | NB | NB | 29.9 | SSW-3 | Padua | | | | | | | |
| Skagen | 26.0 | 0.4 | 1 | ESE-2 | -4 | N | N | 21.6 | E-3 | Venecia | | | | | | | | 08.1 | ENE-5 | Génova | 09.8 | 1.0 | 4 | N-9 | 2 | N | D |
| Hanstholm | 24.2 | 0.4 | 3 | SE-1 | -4 | N | N | 20.2 | E-2 | Florenzia | 08.3 | 0.6 | 4 | E-2 | 3 | N | ll | 07.4 | S-1 | Liorna | 10.2 | 1.0 | 4 | E-3 | 6 | N | N |
| Blaavands | 24.3 | 0.4 | 3 | NE-3 | -4 | D | D | 19.0 | S-3 | Ancona | 09.0 | 1.0 | 3 | W-4 | 4 | ll | N | 09.3 | W-2 | Zara | 09.7 | -0.4 | 5 | N-3 | 7 | ll | N |
| Copenhague | 24.2 | 1.0 | 3 | NE-1 | -3 | D | D | 18.4 | N-2 | Roma | 09.1 | 0.0 | 3 | NNE-3 | 3 | N | r | 09.3 | S-4 | Magdalena | 08.7 | 0.0 | 3 | WNW-4 | 7 | N | ll |
| Hammershus | 22.7 | 1.0 | 3 | NE-4 | -2 | N | N | 15.1 | NW-5 | Taranto | 09.7 | 0.0 | 3 | E-2 | 9 | D | ll | 11.7 | WSW-8 | Mesina | 12.2 | 0.0 | 0 | N-1 | 10 | N | N |
| Lerwick | 10.6 | -1.6 | 8 | S-4 | 5 | N | N | 15.4 | SW-3 | Tanger | | | | | | | | 13.7 | NW-1 | Oran | 23.1 | 0.2 | 3 | SW-2 | 7 | D | D |
| Stornoway | | | | | | | | 14.0 | Cal-e | Argel | 18.3 | 0.4 | 1 | NW-3 | 13 | D | N | 24.0 | Cal-e | Bizerta | 11.6 | -0.6 | 8 | SW-5 | 9 | N | N |
| Wick | 07.0 | -3.6 | 8 | S-7 | 3 | N | N | 15.0 | W-3 | Túnez | | | | | | | | 15.0 | NW-5 | Rabat | 27.9 | 0.0 | 3 | Cal-e | 7 | D | D |
| Aberdeen | 11.5 | -2.8 | 8 | SSW-4 | 3 | N | N | 18.2 | SSW-1 | Fez | 29.9 | 0.6 | 3 | SSW-2 | 1 | D | D | 14.9 | Cal-e | Tazza | 28.0 | 1.0 | 2 | W-2 | 5 | D | D |
| Malin Head | 99.1 | -6.4 | 7 | SSW-5 | 6 | ll | ll | 16.0 | S-2 | Sfax | | | | | | | | 26.1 | W-3 | Casablanca | 27.5 | 0.0 | 3 | S-1 | 7 | D | D |
| Renfrew | 08.6 | -2.8 | 8 | SE-3 | 2 | ll | ll | 19.4 | SE-1 | Mequinez | 28.3 | 0.0 | 3 | SW-2 | 4 | D | D | 27.0 | NW-3 | Agadir | | | | | | | |
| Tynemouth | 16.2 | -2.0 | 8 | S-2 | 2 | N | N | 18.0 | NW-2 | | | | | | | | 26.5 | NW-2 | | | | | | | | | |
| Blacksod | 96.3 | -4.8 | 8 | SW-8 | 10 | ll | ll | 15.7 | S-3 | | | | | | | | 21.1 | Cal-e | | | | | | | | | |
| Donaghada | 07.2 | -4.0 | 8 | S-6 | 5 | ll | ll | 18.1 | SW-1 | | | | | | | | | | | | | | | | | | |
| Holyhead | 12.1 | -4.0 | 8 | S-7 | -2 | ll | ll | 18.8 | NNW-1 | | | | | | | | | | | | | | | | | | |
| Cranwell | 19.9 | -0.8 | 8 | S-1 | -3 | D | NB | 17.9 | N-3 | | | | | | | | | | | | | | | | | | |
| Yarmouth | 21.0 | -0.4 | 8 | E-2 | 3 | N | N | 14.5 | NE-5 | | | | | | | | | | | | | | | | | | |
| Valentia | 03.3 | -5.6 | 8 | S-5 | 11 | ll | ll | 19.6 | S-3 | | | | | | | | | | | | | | | | | | |
| Pembroque | 13.9 | -2.8 | 8 | S-5 | 5 | N | ll | 19.6 | NNW-4 | | | | | | | | | | | | | | | | | | |
| Ross-on-Wye | 18.3 | -1.6 | 8 | S-3 | -4 | N | N | 18.7 | N-2 | | | | | | | | | | | | | | | | | | |
| Londres | 20.8 | -0.4 | 9 | Cal-e | -3 | NB | NB | ? | N-4 | | | | | | | | | | | | | | | | | | |
| Scilly | 15.7 | -2.4 | 8 | W-3 | 9 | ll | ll | 20.9 | NNW-4 | | | | | | | | | | | | | | | | | | |
| Plymouth | 18.9 | -2.0 | 8 | SSW-3 | 10 | ll | ll | 19.7 | N-4 | | | | | | | | | | | | | | | | | | |
| Calshot | 20.3 | 0.0 | 9 | Cal-e | -1 | D | D | 15.8 | N-6 | | | | | | | | | | | | | | | | | | |
| Quernsey | 20.9 | -1.2 | 6 | Cal-e | 3 | N | N | 16.9 | NNW-4 | | | | | | | | | | | | | | | | | | |
| Borkum | 22.0 | 0.2 | 2 | ENE-4 | -1 | D | N | 14.4 | E-4 | | | | | | | | | | | | | | | | | | |
| Loningen | 19.8 | 1.6 | 3 | ENE-2 | 0 | N | N | | | | | | | | | | | | | | | | | | | | |
| Hamburgo | 22.7 | 1.0 | 4 | NNE-3 | -1 | N | D | 15.5 | ENE-4 | | | | | | | | | | | | | | | | | | |
| Swinemunde | | | | | | | | | | | | | | | | | | | | | | | | | | | |
| Danzig | | | | | | | | | | | | | | | | | | | | | | | | | | | |
| Memel | | | | | | | | | | | | | | | | | | | | | | | | | | | |
| Aquisgran | 17.9 | 1.4 | 3 | NW-1 | 0 | NB | N | 08.0 | SE-1 | | | | | | | | | | | | | | | | | | |
| Magdeburgo | | | | | | | | | | | | | | | | | | | | | | | | | | | |
| Berlin | 21.9 | 1.4 | 3 | ENE-2 | -2 | ll | nv | 14.6 | NW-3 | | | | | | | | | | | | | | | | | | |
| Dresde | 18.4 | 1.6 | 3 | ENE-2 | -1 | NB | NB | 12.0 | NW-2 | | | | | | | | | | | | | | | | | | |
| Breslau | 17.9 | 0.6 | 3 | E-2 | 0 | nv | nv | 13.7 | SE-1 | | | | | | | | | | | | | | | | | | |
| Francfort | 17.5 | 2.4 | 3 | NE-2 | 1 | N | N | 09.6 | Cal-e | | | | | | | | | | | | | | | | | | |
| Carlsruha | 17.2 | 2.0 | 3 | Cal-e | 0 | N | N | 09.1 | S-1 | | | | | | | | | | | | | | | | | | |
| Munich | 18.0 | 1.6 | 3 | Cal-e | -3 | NB | NB | 11.4 | SSW-2 | | | | | | | | | | | | | | | | | | |
| Posen | | | | | | | | | | | | | | | | | | | | | | | | | | | |
| Varsovia | | | | | | | | | | | | | | | | | | | | | | | | | | | |
| Cracovia | | | | | | | | | | | | | | | | | | | | | | | | | | | |
| Viena | 17.1 | 1.0 | 4 | SE-2 | 2 | N | nv | | | | | | | | | | | | | | | | | | | | |
| Praga | 17.5 | 1.6 | 4 | Cal-e | 1 | NB | nv | 12.2 | Cal-e | | | | | | | | | | | | | | | | | | |
| Buda-Pest | | | | | | | | | | | | | | | | | | | | | | | | | | | |

RADIOGRAMAS TRANSMITIDOS DESDE BARCOS

| DIA | HORA | LAT | LONG | PRESION | VIENTO |
|-----|------|--------|--------|---------|--------|
| 31 | 7. | 49 7 N | 21,7 W | 1018 | NW-7 |
| | | 46 1 N | 07,2 W | 1024 | W-4 |
| | | 42 1 N | 10,7 W | 1031 | W-3 |
| | | 47 7 N | 33 0 W | 1021 | SSW-2 |

ADMINISTRADOR: Sr. Habilitado del Servicio Meteorológico.

CORRESPONDENCIA: Sr. Jefe del Servicio Meteorológico. Apartado 285. MADRID.

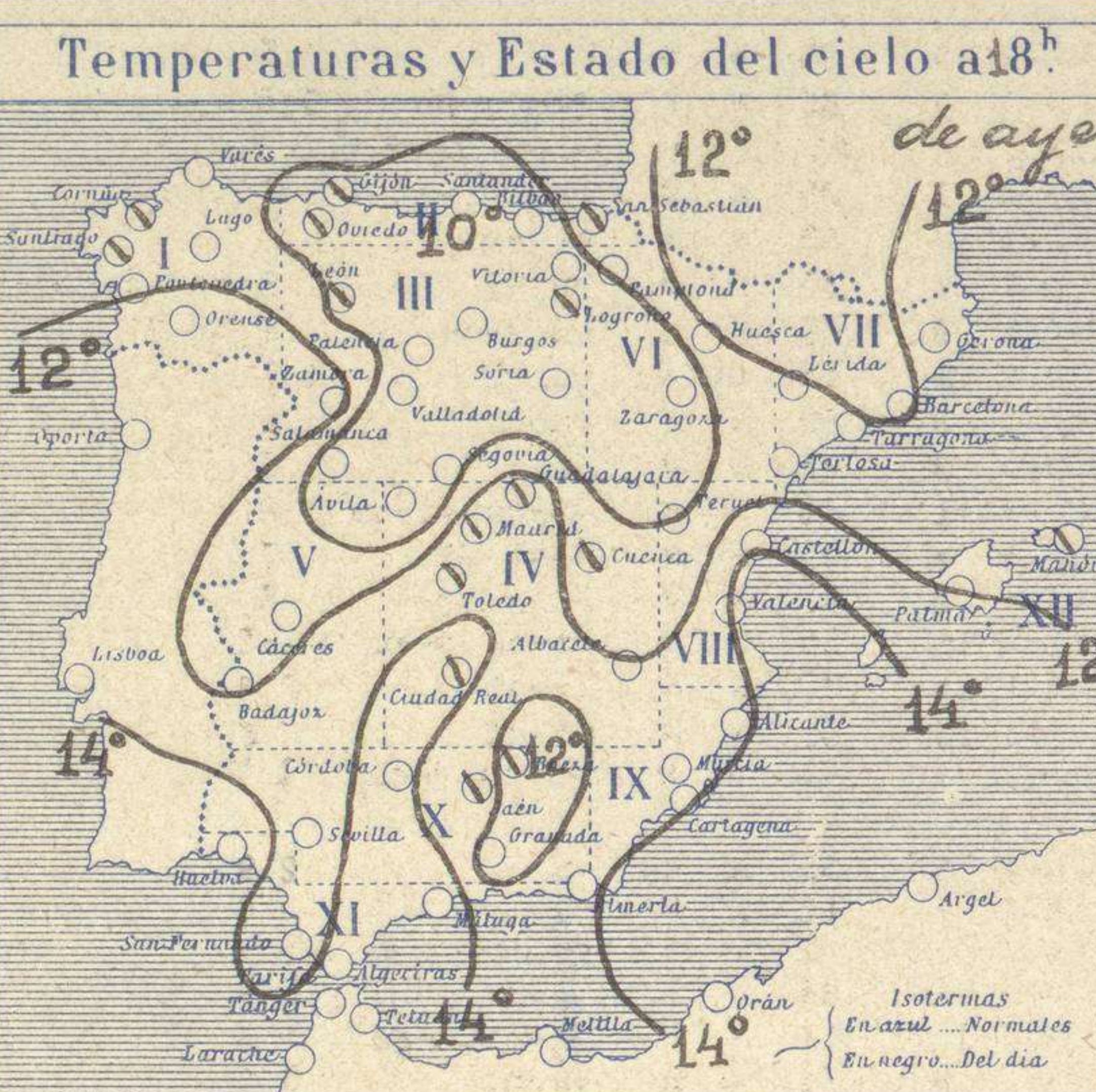
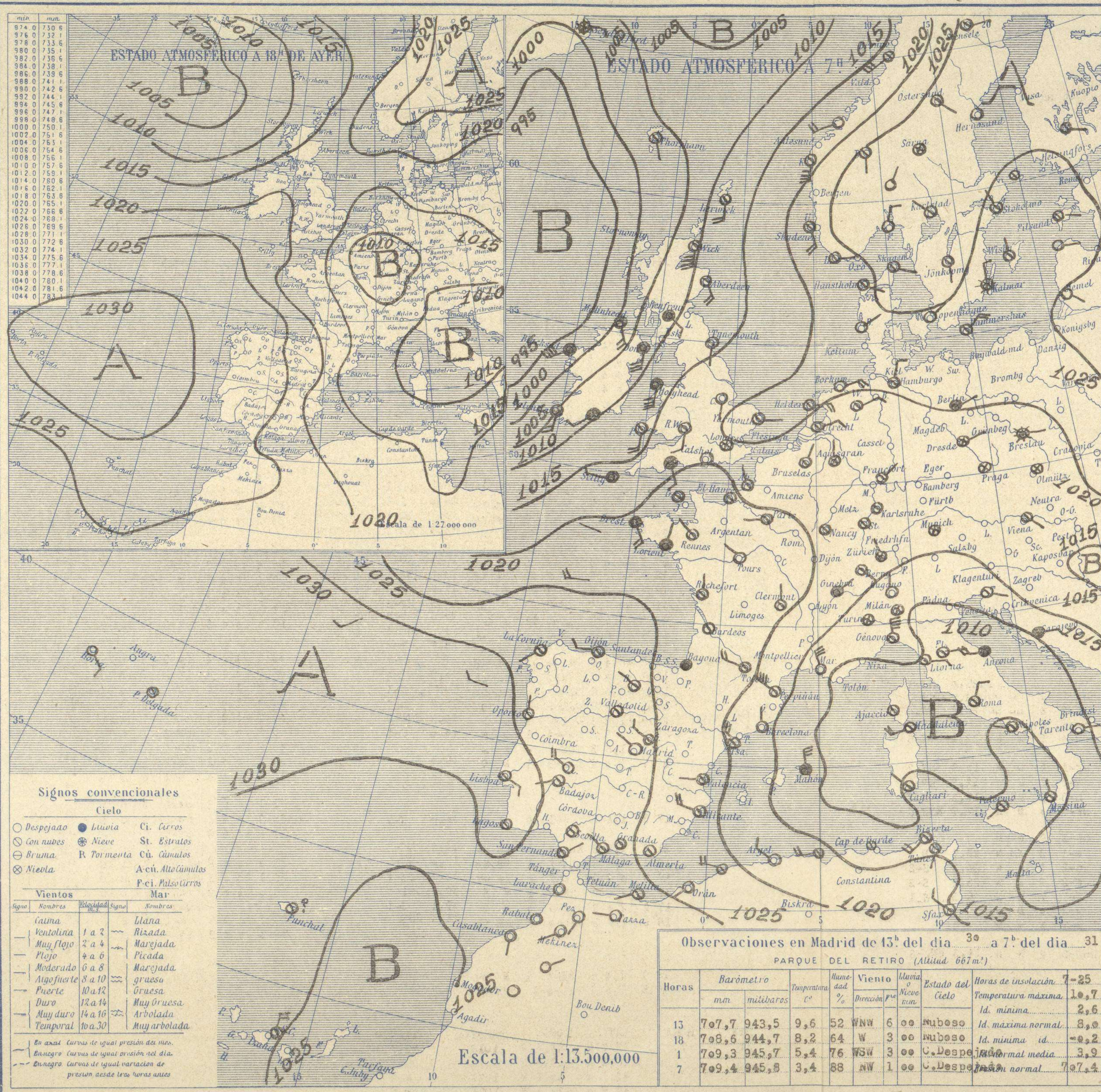


SERVICIO METEOROLÓGICO ESPAÑOL.

Boletín del Sábado 31 de Enero de 1.931

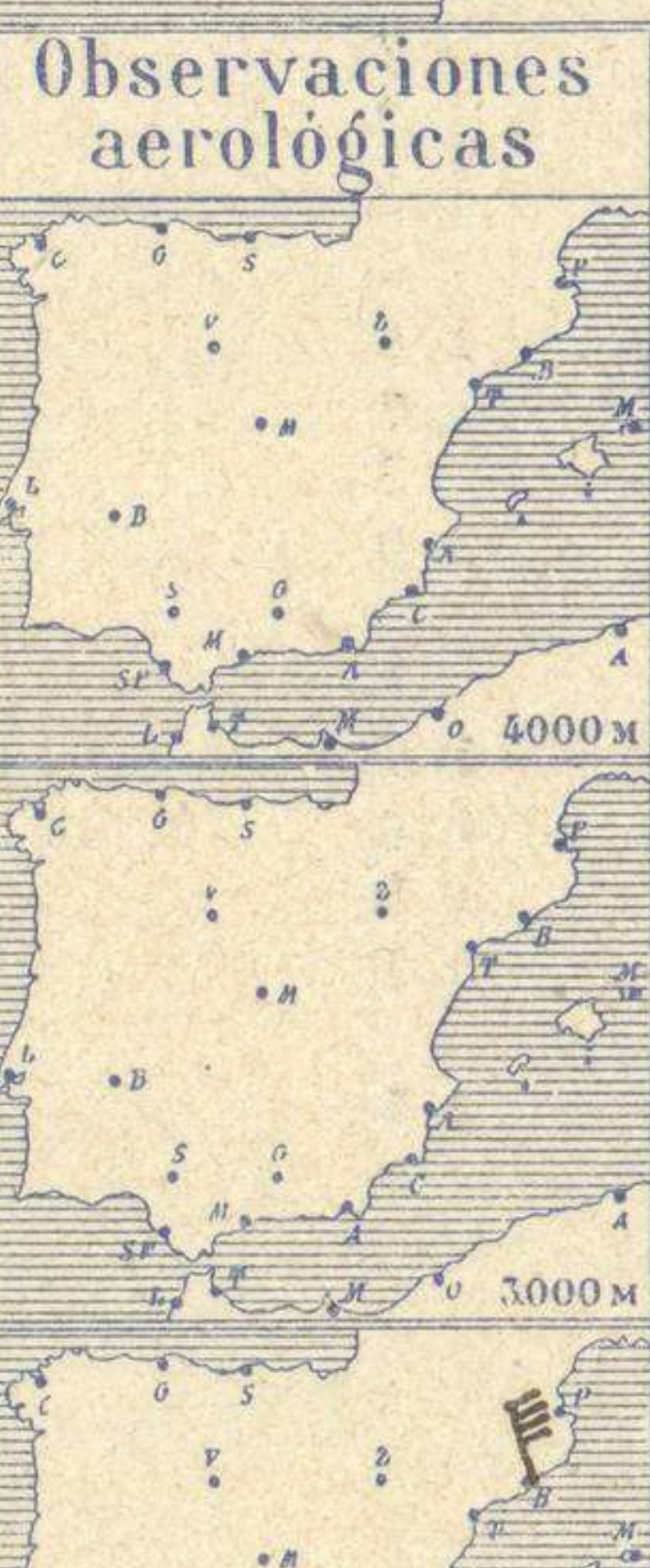
AÑO XXXIX

Núm. 31



Temperaturas extrema y Lluvia

| Estaciones | Temperaturas | | Lluvia |
|----------------|--------------|--------|--------|
| | Máx. | Mínim. | |
| La Coruña | 13 | 7 | 3 |
| Santiago | 16 | 5 | 1 |
| Pontevedra | 13 | | 2 |
| Lugo | | | |
| Orense | 12 | 6 | |
| Oijón | 12 | 7 | 9 |
| Oviedo | 16 | 6 | 14 |
| Santander | | | 1 |
| Bilbao | 11 | 7 | 16 |
| San Sebastian | 11 | 7 | 15 |
| León | 9 | 3 | |
| Zamora | 11 | 1 | |
| Palencia | 9 | 0 | |
| Burgos | 5 | 0 | |
| Soria | 5 | 0 | |
| Valladolid | 10 | 1 | |
| Salamanca | 15 | 2 | |
| Ávila | 5 | 1 | |
| Segovia | 6 | 1 | |
| Madrid | 11 | 3 | |
| Toledo | 12 | 3 | |
| Guadalajara | 10 | 3 | |
| Cuenca | 8 | 1 | |
| Ciudad-Real | 11 | 1 | |
| Albacete | 9 | 0 | |
| Caceres | 13 | 4 | |
| Badajoz | 14 | 3 | |
| Vitoria | 6 | 3 | 3 |
| Logroño | 9 | 4 | 3 |
| Pamplona | 2 | 6 | 62 |
| Huesca | 8 | 4 | |
| Zaragoza | 11 | 4 | |
| Lerida | | | |
| Oerona | 15 | 3 | 92 |
| Barcelona | 14 | 7 | |
| Tarragona | 15 | 5 | |
| Tortosa | 15 | | |
| Teruel | 6 | 1 | |
| Castellon | 17 | 7 | |
| Valencia | 17 | 5 | |
| Alicante | 17 | 11 | |
| Murcia | 17 | 7 | |
| Sevilla | 17 | 1 | |
| Córdoba | 16 | 3 | |
| Jaén | 11 | 4 | |
| Baeza | 9 | 1 | |
| Granada | | | |
| Huelva | 17 | 4 | |
| San Fernando | 14 | 6 | |
| Tarifa | 14 | 9 | |
| Algeciras | 15 | 8 | |
| Málaga | 19 | 10 | |
| Almería | 17 | 10 | |
| Palma | | | |
| Ibiza | | | |
| Mahon | 14 | 7 | 5 |
| Las Palmas | | | |
| Stº Cruz de T. | 20 | 16 | 10 |
| Laguna | | | |
| Izaña | | | 4 |
| Tetuán | | | |
| Melilla | 15 | | |
| Tanger | | | |



Estado General

Al occidente de las islas británicas se halla un centro de perturbación atmosférica y otro al mediterráneo occidental. Las presiones altas formando un anticiclón residen entre las Azores y las costas portuguesas. Sepla con fuerza el viento del sur en el archipiélago inglés y los del norte en las costas meridionales de Francia y en Baleares. El tiempo en España es inseguro y el cielo se cubre de muchas nubes.

Tiempo probable

EN LAS REGIONES

I vientos moderados del oeste y lluvias. marejadilla.

II

III vientos flojes y moderados de la región del Norte y tiempo de cielo algo nubeso.

IV

V

VI

VII

VIII vientos moderados del Oeste y cielo nubeso.

IX

X

XI

XII

Observaciones en Madrid de 13^h del día 30 a 7^h del día 31

PARQUE DEL RETIRO (Altitud 667 m.)

| Horas | Barómetro | | Temperatura | Humedad | Viento | Lluvia o Nieve | Estado del Cielo | Horas de insolación | |
|-------|-----------|-----------|-------------|---------|--------|----------------|------------------|---------------------|------------------------|
| | mm | milibares | | | | | | °C | % |
| 13 | 707,7 | 943,5 | 9,6 | 52 | WNW | 6 | 00 | Nuboso | Id. máxima normal. 8,0 |
| 18 | 708,5 | 944,7 | 8,2 | 64 | W | 3 | 00 | Nuboso | Id. mínima id. -0,2 |
| 1 | 709,3 | 945,7 | 5,4 | 76 | WSW | 3 | 00 | C. Despejado | Id. normal media 3,9 |
| 7 | 709,4 | 945,8 | 3,4 | 88 | NW | 1 | 00 | C. Despejado | Id. normal 7,4 |

Signos convencionales

Cielo

○ Despejado ● Lluvia Ci. Cirros
 ⊙ Con nubes ⊕ Nieve St. Estratos
 ⊖ Bruma R Tormenta Cú. Cúmulos
 ⊗ Niebla Acú. AltoCúmulos
 P.ci. Púlsos Cirros

Vientos

| Signo | Nombres | Velocidad | Signo | Nombres |
|-------|-------------|-----------|-------|-----------------|
| — | Galma | 1 a 2 | — | Ulana |
| — | Ventolina | 2 a 4 | — | Rizada |
| — | Muy flojo | 4 a 6 | — | Marejada |
| — | Flojo | 6 a 8 | — | Picada |
| — | Moderado | 8 a 10 | — | Marejada gruesa |
| — | Algo fuerte | 10 a 12 | — | Gruesa |
| — | Fuerte | 12 a 14 | — | Muy gruesa |
| — | Duro | 14 a 16 | — | Arbolada |
| — | Muy duro | 16 a 18 | — | Muy arbolada |
| — | Temporal | 18 a 30 | — | |

En azul Curvas de igual presión del mes.
 En negro Curvas de igual presión del día.
 En negro Curvas de igual variación de presión desde tres horas antes.

OBSERVACIONES DE ESPAÑA

| ESTACIONES | PRESIÓN MILIBARES | | | VIENTO | TEMPE RATURA | HUMEDAD | TIEMPO | | NUBES | MAR | DIRECCIÓN Y FUERZA DEL VIENTO A | | | | | | | |
|---------------------------------|-------------------|-------------|-----------|--------|--------------|---------|--------|---------|-------------|-----|---------------------------------|---------------------------------|--------|-------|-----|------|------|------|
| | á O° | N. M. G. N. | VARIACIÓN | | | | C. | D. y F. | | | ° C. | PRESENTE | PASADO | 250 | 500 | 1000 | 2000 | 3000 |
| OBSERVACIONES Á 7 ^h | | | | | | | | | | | | OBSERVACIONES Á 7 ^h | | | | | | |
| La Coruña | 28.3 | -0.4 | 8 | SW-2 | 9 | 85 | N | N | | 4 | 5 | | | | | | | |
| Gijón | 27.9 | -0.8 | 8 | W-3 | 9 | 85 | N | A | St-cu Nb | 3 | 8 | | | | | | | |
| Santander | 25.0 | -0.2 | 8 | NW-6 | 10 | 85 | N | A | Cu-nb A-st | 5 | 5 | | | | | | | |
| Valladolid | 20.8 | 0.6 | 4 | Cal-e | 1 | 85 | N | D | Cu Ci-st | 7 | | | | | | | | |
| Zaragoza | 22.2 | 1.0 | 3 | W-4 | 6 | 85 | N | N | St-cu | 6 | | | | | | | | |
| Barcelona | 15.7 | 1.0 | 4 | N-1 | 7 | 45 | D | D | Cu Ci | 8 | NNW-5 | NNW-9 | NNW-9 | NNW-8 | | | | |
| Tortosa | 18.3 | 0.8 | 3 | NW-5 | 8 | 65 | N | N | Cu A-cu | 7 | NW-9 | NW-9 | | | | | | |
| Mahón | 13.7 | -0.2 | 8 | N-6 | 9 | 85 | LL | A | Cu Nb | 4 | 7 | | | | | | | |
| Madrid | 25.7 | 0.6 | 3 | NW-1 | 3 | 85 | D | N | St-cu | 8 | | | | | | | | |
| Badajóz | 29.7 | -0.4 | 6 | WSW-1 | 3 | 95 | N | D | Ci | 8 | | | | | | | | |
| Alicante | 21.4 | 0.6 | 2 | WNW-4 | 11 | 48 | N | N | St-cu Ci-cu | 3 | 8 | | | | | | | |
| Granada | 31.4 | 0.6 | 4 | Cal-e | 0 | 95 | N | N | A-st Ci | 7 | | | | | | | | |
| Sevilla | 29.0 | 0.0 | 3 | Cal-e | 2 | 95 | N | D | Ci | 6 | | | | | | | | |
| Almería | 24.9 | -0.4 | 5 | Cal-e | 11 | 55 | N | N | St-cu A-cu | 1 | 8 | | | | | | | |
| Málaga | 26.1 | 0.4 | 4 | NW-1 | 10 | 75 | N | N | Ci-st | 2 | 6 | | | | | | | |
| S.Fernando | 28.6 | 0.4 | 4 | NW-1 | 6 | 85 | N | N | Ci-st | 6 | | | | | | | | |
| Melilla | 25.8 | -0.4 | 1 | WSW-1 | 11 | 75 | N | D | St-cu A-cu | 1 | 7 | | | | | | | |
| Tetuán | | | | | | | | | | | | | | | | | | |
| S ^o C. de Tenerife | 26.5 | -0.2 | 4 | N-4 | 16 | 55 | N | N | Cu | 2 | 9 | | | | | | | |
| Izaña | 709.3 | -0.2 | 0 | NE-4 | 5 | 15 | D | D | | 7 | | | | | | | | |
| OBSERVACIONES Á 18 ^h | | | | | | | | | | | | OBSERVACIONES Á 18 ^h | | | | | | |
| La Coruña | 28.9 | 0.8 | 3 | NW-5 | 11 | 64 | N | N | Cu-nb | 5 | 6 | | | | | | | |
| Gijón | 27.5 | 1.6 | 1 | WSW-3 | 10 | 84 | N | N | Cu-nb, A-cu | 4 | 6 | | | | | | | |
| Santander | 24.6 | 1.6 | 3 | NW-5 | 9 | 74 | N | A | Cu-nb | 5 | 6 | | | | | | | |
| Valladolid | 25.9 | 1.4 | 3 | NW-4 | 6 | 74 | N | N | Cu | 7 | | | | | | | | |
| Zaragoza | 20.6 | 1.8 | 3 | W-7 | 8 | 74 | N | N | St | ? | | | | | | | | |
| Barcelona | 11.3 | 0.8 | 2 | NW-5 | 12 | 44 | D | D | | ? | 8 | | | | | | | |
| Tortosa | 14.9 | 0.0 | 3 | WNW-3 | 11 | 54 | N | N | Cu | ? | | | | | | | | |
| Mahón | 13.5 | 0.6 | 3 | NW-2 | 10 | 74 | N | N | Cu | 1 | 6 | | | | | | | |
| Madrid | 23.1 | -0.4 | 3 | W-3 | 8 | 64 | N | N | St-cu | 7 | | | | | | | | |
| Badajóz | 27.8 | 0.4 | 1 | NW-2 | 11 | 54 | N | D | Cu | 8 | | | | | | | | |
| Alicante | 18.7 | 0.2 | 4 | N-3 | 14 | 34 | D | D | | 3 | 9 | | | | | | | |
| Granada | | | | | | | | | | | | | | | | | | |
| Sevilla | 27.9 | 0.4 | 3 | N-1 | 13 | 34 | N | D | A-cu | 6 | | | | | | | | |
| Almería | 22.5 | 1.2 | 3 | Cal-e | 14 | 74 | D | D | | 1 | 7 | | | | | | | |
| Málaga | 24.1 | 0.8 | 4 | NNW-2 | 14 | 44 | D | D | | 2 | 6 | | | | | | | |
| S.Fernando | 25.7 | -0.4 | 6 | WNW-4 | 13 | 64 | D | D | | 1 | 8 | | | | | | | |
| Melilla | 23.1 | 0.8 | 0 | WNW-7 | 13 | 74 | N | D | St-cu | 3 | 7 | | | | | | | |
| Tetuán | | | | | | | | | | | | | | | | | | |
| S ^o C. de Tenerife | 25.8 | 0.4 | 4 | E-2 | 17 | 74 | N | N | Cu | 2 | 8 | | | | | | | |
| Izaña | 08.9 | -0.2 | 7 | NW-2 | 8 | 54 | N | D | | 7 | | | | | | | | |

| ESTACIONES | PRESIÓN MILIBARES | | | VIENTO | TEMPE RATURA | TIEMPO | PRESIÓN MILIBARES | VIENTO | ESTACIONES | PRESIÓN MILIBARES | | | VIENTO | TEMPE RATURA | TIEMPO | PRESIÓN MILIBARES | VIENTO | | | |
|--------------------------------|-------------------|-------------|-----------|--------|--------------|--------|-------------------|---------|------------|-------------------|---------|--------------------------------|--------|--------------|--------|-------------------|--------|----------|--------|------|
| | á O° | N. M. G. N. | VARIACIÓN | | | | | | | C. | D. y F. | ° C. | | | | | | PRESENTE | PASADO | á O° |
| OBSERVACIONES Á 8 ^h | | | | | | | | | | | | OBSERVACIONES Á 8 ^h | | | | | | | | |
| Vares | 25.9 | | | SW-3 | 9 | N | N | | Cáceres | 27.0 | | | NW-4 | 10 | N | N | | | | |
| Finisterre | 30.6 | -0.6 | 9 | NW-2 | 11 | N | N | | Vitoria | 25.7 | 0.4 | 4 | NNW-2 | 4 | LL | LL | 23.7 | NW-1 | | |
| Santiago | 32.5 | 0.0 | 3 | NW-1 | 5 | N | N | 10.29.9 | Logroño | 25.5 | | | W-2 | 6 | LL | LL | 22.9 | NW-1 | | |
| Pontevedra | | | | | | | | 29.4 | Pamplona | 25.0 | | | NW-1 | 3 | LL | LL | | | | |
| Lugo | | | | | | | | | Huesca | 21.9 | 0.8 | 4 | WNW-4 | 5 | N | N | 22.1 | W-6 | | |
| Orense | 32.1 | | | Cal-e | 6 | N | N | 30.9 | Lérida | | | | | | | | | | | |
| Oviedo | 27.9 | 0.0 | 0 | W-2 | 7 | NB | LL | 29.3 | Gerona | 15.8 | 0.8 | 1 | NW-1 | 4 | D | N | 10.9 | NE-2 | | |
| Bilbao | 23.3 | 0.4 | 3 | N-8 | 9 | A | A | | Tarragona | 16.1 | | | NW-5 | 7 | D | N | 12.2 | NW-6 | | |
| San Sebastián | 25.1 | 0.8 | 4 | NW-3 | 8 | LL | LL | 21.8 | Teruel | 21.5 | | | N-3 | 3 | NB | N | 19.3 | N-3 | | |
| León | 24.2 | | | N-2 | 2 | N | D | 27.4 | Castellón | 20.7 | 0.0 | 1 | NW-2 | 10 | N | N | 17.7 | NNW-6 | | |
| Zamora | 27.4 | 3.0 | 1 | W-0 | 4 | N | D | 23.8 | Valencia | | | | | | | | | | | |
| Palencia | 28.6 | 0.8 | 4 | N-3 | 2 | N | N | 25.0 | Murcia | 22.9 | | | SW-2 | 9 | N | D | | | | |
| Burgos | | | | | | | | 23.4 | Córdoba | 27.0 | 0.0 | 3 | N-1 | 3 | NB | N | 22.2 | N-1 | | |
| Soria | 25.1 | 0.0 | 3 | WSW-4 | 2 | N | N | 23.5 | Jaén | 28.2 | | | N-2 | 5 | N | N | 24.3 | S-2 | | |
| Salamanca | 30.1 | -0.4 | 6 | W-1 | 1 | N | N | 26.3 | Baeza | 28.2 | 1.2 | 3 | NW-2 | 3 | N | N | 25.3 | S-2 | | |
| Avila | 29.0 | | | W-1 | 0 | N | N | 24.6 | Huelva | 28.5 | | | N-1 | 7 | N | N | 25.5 | N-1 | | |
| Segovia | 30.6 | 0.0 | 0 | SW-1 | 0 | NB | N | 24.3 | Tarifa | 26.3 | 0.0 | 0 | NW-2 | 9 | D | N | | | | |
| Toledo | 24.4 | 0.4 | 4 | W-1 | 4 | N | N | 23.9 | Algeciras | 26.2 | 0.2 | 3 | W-1 | 9 | N | D | | | | |
| Guadalajara | | | | | | | | 22.1 | Tánger | | | | | | | | | | | |
| Cuenca | 23.9 | 0.0 | 0 | N-3 | 2 | N | N | 20.7 | Palma | 15.1 | 1.2 | 4 | NNW-5 | 2 | N | N | 14.3 | NNW-6 | | |
| Ciudad Real | 25.5 | 0.6 | 1 | SW-1 | 2 | D | D | 22.1 | Las Palmas | | | | | | | | | | | |
| Albacete | 26.2 | 0.4 | 4 | WNW-2 | 3 | N | N | 21.8 | Laguna | | | | | | | | | | | |

NOTICIAS

• Expresado en medias horas antes observación.
 ... D Despejado ó semidespejado - N Nuboso ó cubierto - NB Niebla ó bruma - A Aguaceros - LL Lloviznas - LL Lluvias - G Granizo (sin truenos) - An Aguanieve - nv Nieve - T Tormenta.
 ... D Despejado ó semidespejado - N Nuboso - NC Cubierto constantemente - NB Niebla ó bruma - A Aguaceros - LL Llovizna - nv Nieve ó aguanieve - G Granizo (sin truenos) - T Tormenta.
 Sobre el nivel del mar.