

INSTITUTO GEOGRÁFICO Y CATASTRAL

BOLETÍN DEL SERVICIO METEOROLÓGICO

AÑO XXXVII  
Núm. 291

OBSERVACIONES DEL EXTRANJERO

1929  
18 de Octubre

Main table with columns: ESTACIONES, PRESIÓN (Milibares), VIENTO, TEMPERATURA (C, F), TIEMPO, and OBSERVACIONES. It lists data for numerous international stations including Reykjavik, Copenhagen, London, and various cities in Europe, Africa, and Asia.

RADIOGRAMAS TRANSMITIDOS DESDE BARCOS
Table with columns: DIA, HORA, LAT, LONG, PRESION, VIENTO. It lists specific weather data transmitted from ships on October 18th.

ADMINISTRADOR: Sr. Habilitado del Servicio Meteorológico.

CORRESPONDENCIA: Sr. Jefe del Servicio Meteorológico. Apartado 285. MADRID.

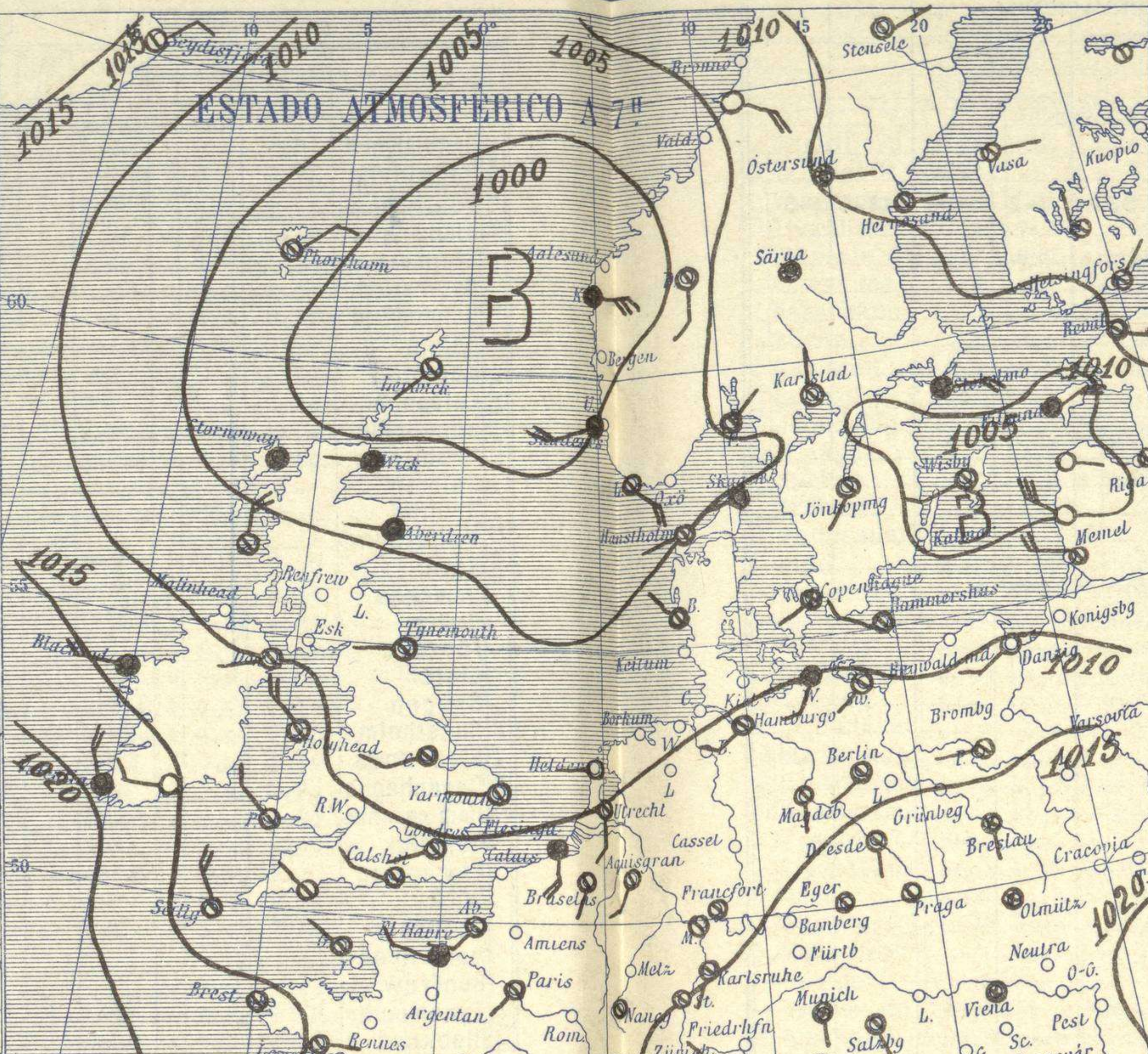
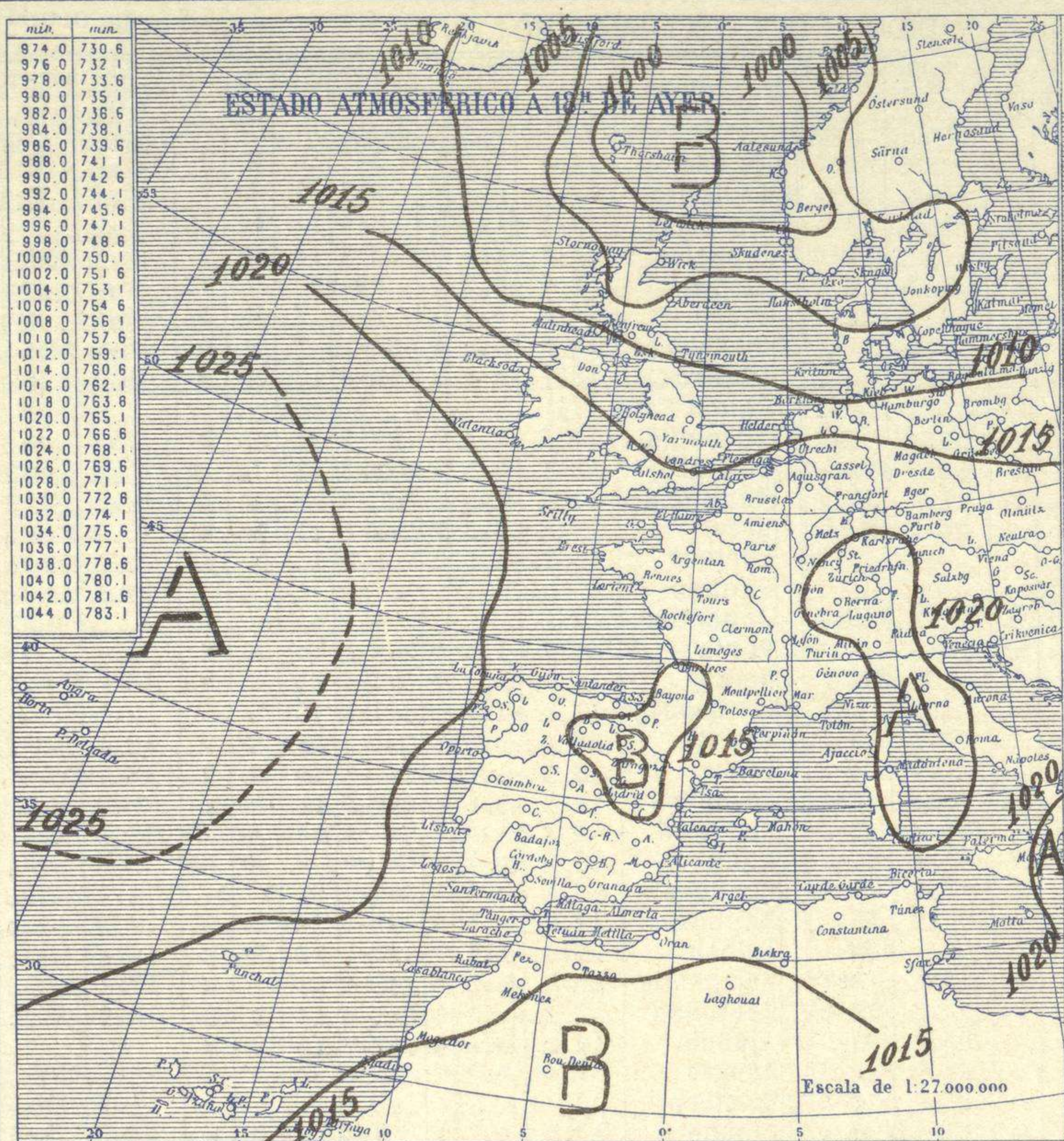


# SERVICIO METEOROLÓGICO ESPAÑOL.

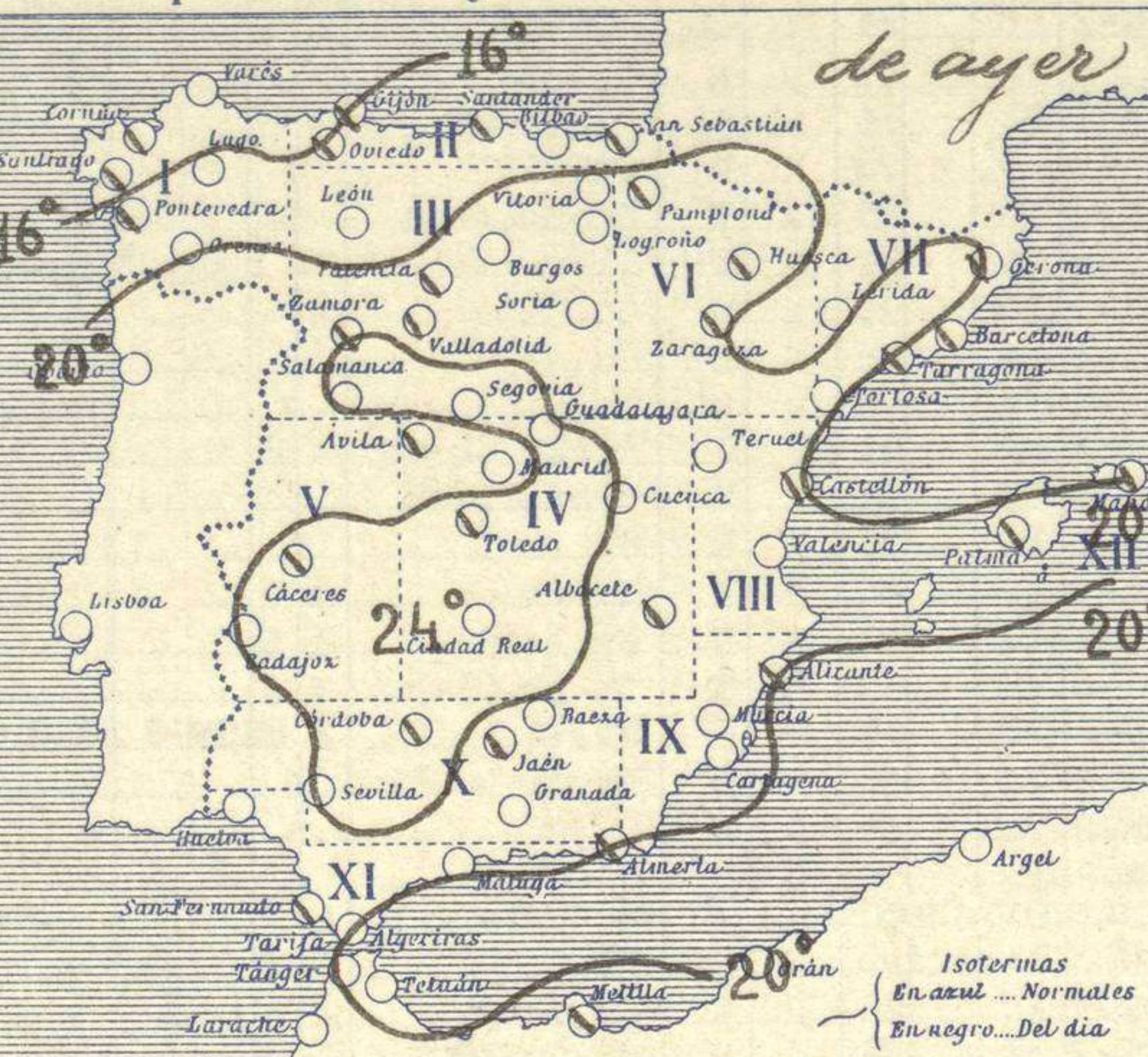
Boletín del Viernes 18 de Octubre de 1929

AÑO XXXVII

Núm. 291

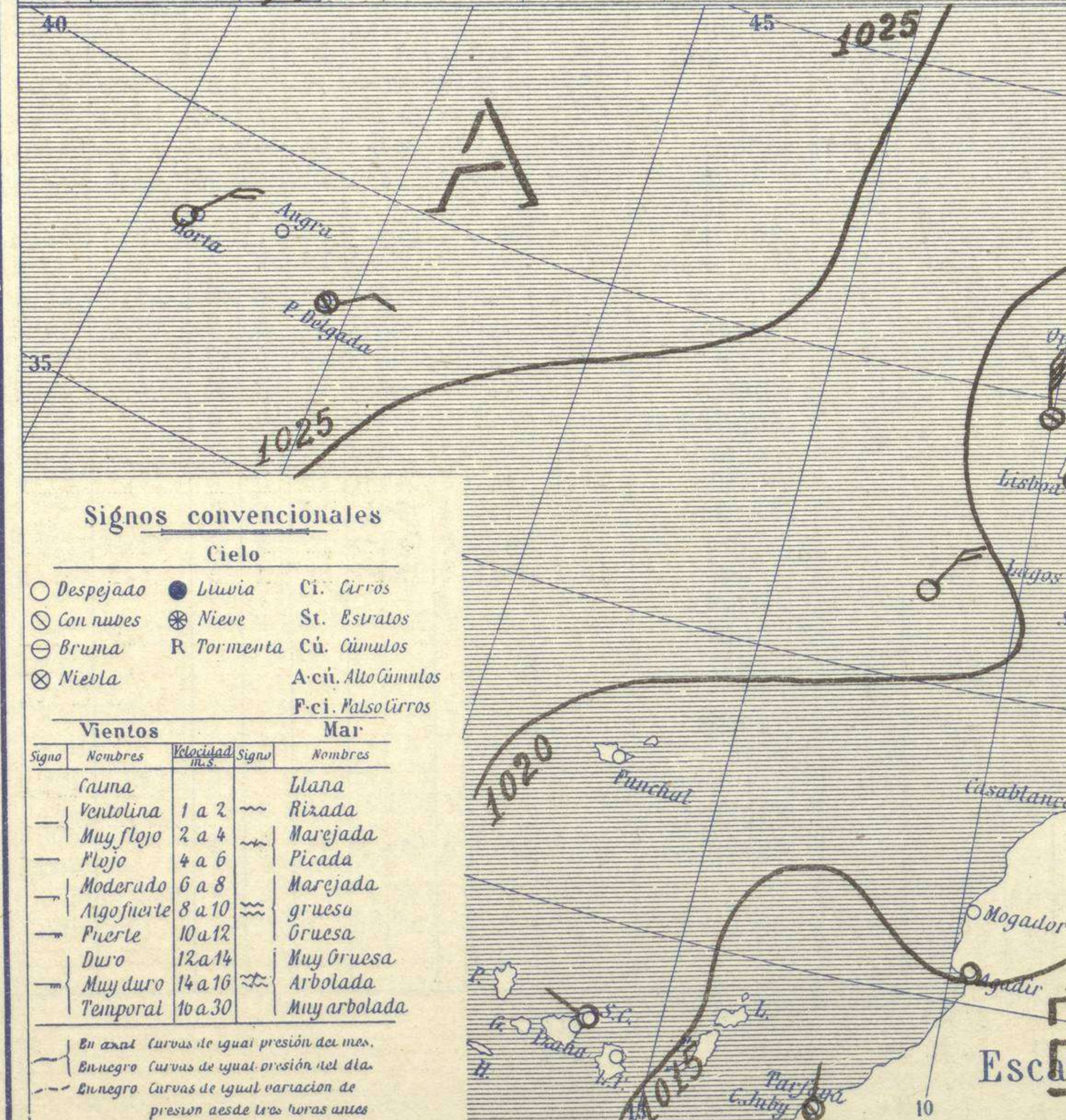


### Temperaturas y Estado del cielo a 18h de ayer



### Temperaturas extrema y Lluvia

| Estaciones     | Temperaturas |        | Lluvia |
|----------------|--------------|--------|--------|
|                | Máx.         | Mínim. |        |
| La Coruña      | 18           | 13     | 6.     |
| Santiago       | 18           |        | ip     |
| Pontevedra     | 19           | 10     |        |
| Lugo           |              |        |        |
| Orense         | 24           | 13     | ip     |
| Gijón          | 18           | 13     | 2      |
| Oviedo         | 18           | 11     | 16     |
| Santander      | 19           | 14     | 5      |
| Bilbao         | 20           | 13     | 2      |
| San Sebastian  |              |        | 5      |
| León           | 20           | 9      | ip     |
| Zamora         | 24           | 5      |        |
| Palencia       | 24           | 10     | 1      |
| Burgos         | 22           | 8      | ip     |
| Soria          | 23           | 6      |        |
| Valladolid     | 25           | 8      | 0,5    |
| Salamanca      | 24           | 7      |        |
| Ávila          | 21           | 7      |        |
| Segovia        | 23           | 10     |        |
| Madrid         | 22           | 9      |        |
| Toledo         | 24           | 10     |        |
| Guadalajara    | 23           | 7      |        |
| Cuenca         | 23           | 7      |        |
| Ciudad-Real    | 10           |        |        |
| Albacete       | 23           | 10     |        |
| Cáceres        | 28           | 11     |        |
| Badajoz        | 27           | 14     |        |
| Vitoria        | 23           | 10     | 3      |
| Logroño        | 21           | 7      |        |
| Pamplona       | 23           | 6      |        |
| Huesca         | 22           | 12     |        |
| Zaragoza       | 22           | 8      |        |
| Lérida         |              |        |        |
| Oerona         | 23           | 14     | 0,9    |
| Barcelona      |              |        |        |
| Tarragona      | 22           | 17     |        |
| Tortosa        | 24           | 13     |        |
| Teruel         | 22           | 4      |        |
| Castellón      | 23           | 14     |        |
| Valencia       | 23           | 13     |        |
| Alicante       | 24           | 14     | 3      |
| Murcia         | 23           | 12     | 0,1    |
| Sevilla        | 30           | 14     |        |
| Córdoba        | 27           | 13     |        |
| Jaén           | 24           | 14     |        |
| Baeza          | 22           | 12     |        |
| Granada        | 25           | 8      |        |
| Huelva         | 25           |        |        |
| San Fernando   | 16           |        |        |
| Tarifa         | 22           | 19     |        |
| Algeciras      | 22           | 17     |        |
| Málaga         | 23           | 16     |        |
| Almería        | 24           | 16     |        |
| Palma          |              |        | ip     |
| Ibiza          |              |        |        |
| Mahón          |              |        | 17     |
| Las Palmas     |              |        |        |
| Stº Cruz de T. | 20           | 19     |        |
| Laguna         |              |        |        |
| Izania         |              |        |        |
| Tetuán         | 22           |        |        |
| Melilla        | 24           | 20     |        |
| Tánger         |              |        | 15     |



### Observaciones aerológicas



### Estado General

Hacia el mar del Norte se halla el centro de la perturbación atmosférica que produce mucha nubosidad y nieblas en el Norte y centro de Europa. En España, también aumentaron las nubes, pero el tiempo se mantiene bueno.

### Tiempo probable

Vientos flojes y moderados de dirección variable y tiempo bueno de cielo nuboso.

### Observaciones en Madrid de 13h del día 17 a 7h del día 18

PARQUE DEL RETIRO (Altitud 667 m')

| Horas | Barómetro |           | Temperatura | Humedad | Viento | Estado del Cielo | Horas de insolación |
|-------|-----------|-----------|-------------|---------|--------|------------------|---------------------|
|       | mm        | milibaros |             |         |        |                  |                     |
| 13    | 706,1     | 941,4     | 21,4        | 58      | Cal    | 0 0 0            | Despejado           |
| 18    | 704,5     | 939,7     | 16,4        | 70      | Cal    | 0 0 0            | Despejado           |
| 1     | 704,7     | 939,5     | 11,1        | 76      | Cal    | 0 0 0            | Despejado           |
| 7     | 704,2     | 938,9     | 9,3         | 85      | Cal    | 0 0 0            | Nuboso              |

Temperatura máxima: 21,9  
Id. mínima: 8,3  
Temperatura máxima normal: 16,9  
Id. mínima id.: 7,3  
Temperatura normal media: 12,1  
Presión normal: 702,6

#### Signos convencionales

| Cielo       |            | Mar            |                       |
|-------------|------------|----------------|-----------------------|
| ○ Despejado | ● Lluvia   | ○ Ci. Cirros   | ○ Ci. Estratos        |
| ☉ Con nubes | ⊛ Nieve    | ○ St. Estratos | ○ Cú. Cúmulos         |
| ☁ Bruma     | R Tormenta | ○ Cú. Cúmulos  | ○ A.cú. Alto Cúmulos  |
| ⊗ Niebla    |            |                | ○ F.cú. Pseudo Cirros |

| Vientos |            | Mar       |       |
|---------|------------|-----------|-------|
| Signo   | Nombres    | Velocidad | Signo |
| —       | Calma      | 1 a 2     | —     |
| —       | Ventolina  | 2 a 4     | —     |
| —       | Muy flojo  | 4 a 6     | —     |
| —       | Flojo      | 6 a 8     | —     |
| —       | Moderado   | 8 a 10    | —     |
| —       | Algofuerte | 10 a 12   | —     |
| —       | Puerte     | 12 a 14   | —     |
| —       | Duro       | 14 a 16   | —     |
| —       | Muy duro   | 16 a 18   | —     |
| —       | Temporal   | 18 a 30   | —     |

En azul: curvas de igual presión del mes.  
En negro: curvas de igual presión del día.  
En negro: curvas de igual variación de presión desde tres horas antes.

# OBSERVACIONES DE ESPAÑA

| ESTACIONES                   | PRESIÓN MILIBARES |           |    | VIENTO<br>D. y F. | TEMPERATURA<br>C. | LUMINOSIDAD<br>%<br>PRESENTE PASADO | TIEMPO<br>PRESENTE PASADO | NUBES        | MAR<br>VIGILANCIA | DIRECCIÓN Y FUERZA DEL VIENTO A |       |       |      |       |       |      |  |
|------------------------------|-------------------|-----------|----|-------------------|-------------------|-------------------------------------|---------------------------|--------------|-------------------|---------------------------------|-------|-------|------|-------|-------|------|--|
|                              | a O°              |           | C. |                   |                   |                                     |                           |              |                   | OBSERVACIONES A 7h              |       |       |      |       |       |      |  |
|                              | N. M. G. N.       | VARIACIÓN |    |                   |                   |                                     |                           |              |                   | 250                             | 500   | 1000  | 2000 | 3000  | 4000  | 5000 |  |
| OBSERVACIONES A 7h           |                   |           |    |                   |                   |                                     |                           |              |                   |                                 |       |       |      |       |       |      |  |
| La Coruña                    | 20.1              | 0.0       | 0  | N-1               | 14                | 93                                  | N ?                       | Nb, A-st     | 6                 |                                 |       |       |      |       |       |      |  |
| Gijón                        | 17.2              | 0.5       | 4  | SW-2              | 13                | 94                                  | N LL                      | Cu-nb        | 2 6               |                                 |       |       |      |       |       |      |  |
| Santander                    | 14.7              | -0.5      | 5  | W-2               | 14                | 93                                  | N N                       | Cu-nb        | 4 6               |                                 |       |       |      |       |       |      |  |
| Valladolid                   | 15.5              | 0.0       | 3  | SE-1              | 11                | 94                                  | LL LL                     | Nb, A-st     | 6                 |                                 |       |       |      |       |       |      |  |
| Zaragoza                     | 15.1              | 0.0       | 0  | Cal-o             | 9                 | 75                                  | N D                       | Cu, Ci       | 7                 |                                 |       |       |      |       |       |      |  |
| Barcelona                    | 14.5              | 0.5       | 3  | W-o               | 18                | 85                                  | N N                       | Cu-nb, A-cu  | 5                 |                                 |       |       |      |       |       |      |  |
| Tortosa                      | 14.3              | -0.5      | 5  | Cal-o             | 16                | 84                                  | D N                       | St-cu        | 6                 | SSW-2                           | SSW-5 | SSW-5 | W-2  | WSW-4 | WSW-3 | W-5  |  |
| Mahón                        | 15.1              | 0.0       | 0  | SSW-1             | 18                | 93                                  | N N                       | Cu, Ci       | 7                 |                                 |       |       |      |       |       |      |  |
| Madrid                       | 16.6              | 0.0       | 0  | Cal-o             | 9                 | 85                                  | N D                       | Cu, Ci       | 5                 |                                 |       |       |      |       |       |      |  |
| Badajóz                      | 17.1              | 0.0       | 3  | SW-1              | 14                | 85                                  | N N                       | St-cu, Ci    | 7                 |                                 |       |       |      |       |       |      |  |
| Alicante                     | 15.2              | 0.0       | 5  | Cal-o             | 14                | 94                                  | D D                       | A-cu, Ci-st  | 8                 |                                 |       |       |      |       |       |      |  |
| Granada                      | 20.3              | 0.5       | 1  | Cal-o             | 9                 | 93                                  | N N                       | St-cu, Ci-st | 5                 |                                 |       |       |      |       |       |      |  |
| Sevilla                      | 17.5              | 0.0       | 3  | SW-1              | 16                | 97                                  | N N                       | St           | 5                 |                                 |       |       |      |       |       |      |  |
| Almería                      | 16.7              | 0.0       | 0  | Cal-o             | 16                | 85                                  | D D                       | Ci-st        | 7                 |                                 |       |       |      |       |       |      |  |
| Málaga                       | 16.7              | -2.5      | 8  | NW-1              | 17                | 85                                  | N N                       | Cu, A-st     | 1 5               |                                 |       |       |      |       |       |      |  |
| S. Fernando                  | 18.6              | 0.0       | 0  | Cal-o             | 17                | 93                                  | N N                       | Cu-nb, Ci-cu | 1 6               |                                 |       |       |      |       |       |      |  |
| Melilla                      | 17.7              | -0.5      | 6  | W-2               | 18                | 94                                  | N N                       | St, Ci       | 2 8               | SSW-3                           | SE-2  | ESE-1 |      |       |       |      |  |
| Tetuán                       | 16.9              | 0.5       | 3  | W-2               | 16                | 85                                  | N D                       | Cu, Ci       | 8                 |                                 |       |       |      |       |       |      |  |
| S. C. de Tenerife            | 18.2              | -0.5      | 8  | WNW-2             | 20                | 65                                  | D N                       | Cu, Ci       | 8                 |                                 |       |       |      |       |       |      |  |
| Izafía                       | 14.9              | 0.0       | 0  | W-2               | 15                | 55                                  | D D                       |              | 6                 |                                 |       |       |      |       |       |      |  |
| OBSERVACIONES A 18h de ayer. |                   |           |    |                   |                   |                                     |                           |              |                   |                                 |       |       |      |       |       |      |  |
| La Coruña                    | 19.9              | 0.0       | 0  | N-3               | 15                | 100                                 | N N                       | Nb           | 3 6               |                                 |       |       |      |       |       |      |  |
| Gijón                        | 17.5              | -0.5      | 6  | ESE-2             | 16                | 84                                  | N N                       | Cu, A-cu     | 1 6               |                                 |       |       |      |       |       |      |  |
| Santander                    | 17.7              | 0.0       | 3  | E-2               | 17                | 84                                  | N N                       | Cu, Cu-nb    | 1 7               |                                 |       |       |      |       |       |      |  |
| Valladolid                   | 16.3              | -1.0      | 5  | Cal-o             | 13                | 84                                  | N D                       | Cu, St       | 7                 |                                 |       |       |      |       |       |      |  |
| Zaragoza                     | 15.1              | -0.5      | 6  | Cal-o             | 19                | 64                                  | N N                       | A-cu         | ?                 |                                 |       |       |      |       |       |      |  |
| Barcelona                    | 17.0              | -0.5      | 6  | SW-2              | 19                | 84                                  | N D                       | Cu, Ci       | ?                 |                                 |       |       |      |       |       |      |  |
| Tortosa                      | 17.0              | -1.0      | 6  | S-2               | 19                | 93                                  | N N                       | Ci-st        | ?                 |                                 |       |       |      |       |       |      |  |
| Mahón                        | 18.3              | -1.0      | 5  | SSW-1             | 20                | 84                                  | N N                       | A-cu         | 2 7               |                                 |       |       |      |       |       |      |  |
| Madrid                       | 15.3              | -1.5      | 5  | Cal-o             | 16                | 74                                  | D D                       |              | 9                 |                                 |       |       |      |       |       |      |  |
| Badajóz                      | 15.8              | -1.0      | 6  | NW-2              | 23                | 44                                  | N D                       | Ci-cu        | 6                 |                                 |       |       |      |       |       |      |  |
| Alicante                     | 17.8              | 0.5       | 0  | Cal-o             | 20                | 74                                  | N N                       | Cu, St-cu    | 0 7               |                                 |       |       |      |       |       |      |  |
| Granada                      | 17.7              | 0.0       | 3  | Cal-o             | 17                | 74                                  | D N                       | St-cu, St    | 8                 |                                 |       |       |      |       |       |      |  |
| Sevilla                      | 16.7              | -1.0      | 6  | N-2               | 24                | 74                                  | N N                       | Cu, A-st     | 7                 |                                 |       |       |      |       |       |      |  |
| Almería                      | 17.9              | 0.5       | 7  | SW-3              | 20                | 74                                  | N N                       | St-cu        | 0 7               |                                 |       |       |      |       |       |      |  |
| Málaga                       | 17.5              | -0.5      | 6  | S-1               | 20                | 84                                  | D D                       | Ci           | 1 4               |                                 |       |       |      |       |       |      |  |
| S. Fernando                  | 17.9              | -0.5      | 5  | S-1               | 21                | 84                                  | N N                       | Cu, Ci       | 1 3               |                                 |       |       |      |       |       |      |  |
| Melilla                      | 17.7              | -0.5      | 7  | Cal-o             | 21                | 94                                  | N D                       | St-cu        | 3 7               |                                 |       |       |      |       |       |      |  |
| Tetuán                       | 16.5              | -0.5      | 6  | NW-2              | 19                | 84                                  | N D                       | St           | 7                 |                                 |       |       |      |       |       |      |  |
| S. C. de Tenerife            | 17.9              | -0.5      | 6  | S-4               | 26                | 44                                  | D D                       | Cu           | 0 8               |                                 |       |       |      |       |       |      |  |
| Izafía                       | 07.2              | -0.5      | 5  | NW-5              | 10                | 74                                  | D D                       |              | 7                 |                                 |       |       |      |       |       |      |  |

| ESTACIONES         | PRESIÓN MILIBARES |           |    | VIENTO<br>D. y F. | TEMPERATURA<br>C. | TIEMPO<br>PRESENTE PASADO | PRESIÓN MILIBARES | VIENTO<br>D. y F. | ESTACIONES | PRESIÓN MILIBARES  |      |      | VIENTO<br>D. y F. | TEMPERATURA<br>C. | TIEMPO<br>PRESENTE PASADO | PRESIÓN MILIBARES | VIENTO<br>D. y F. |               |     |      |
|--------------------|-------------------|-----------|----|-------------------|-------------------|---------------------------|-------------------|-------------------|------------|--------------------|------|------|-------------------|-------------------|---------------------------|-------------------|-------------------|---------------|-----|------|
|                    | a O°              |           | C. |                   |                   |                           |                   |                   |            | OBSERVACIONES A 8h |      |      |                   |                   |                           |                   |                   | OBSERV. A 18h |     |      |
|                    | N. M. G. N.       | VARIACIÓN |    |                   |                   |                           |                   |                   |            | 250                | 500  | 1000 |                   |                   |                           |                   |                   | 250           | 500 | 1000 |
| OBSERVACIONES A 8h |                   |           |    |                   |                   |                           |                   |                   |            |                    |      |      |                   |                   |                           |                   |                   |               |     |      |
| Vares              | 19.9              | 0.0       | 0  | N-4               | 16                | N N                       | 17.7              | NW-2              | Cáceres    | ?                  | -0.5 | 9    | SE-o              | 12                | NBLL                      | 15.0              | W-1               |               |     |      |
| Finisterre         | 17.8              | 0.5       | 1  | N-o               | 12                | D                         | 16.1              | N-4               | Vitoria    | 15.8               | 0.0  | 9    | N-7               | 12                | N N                       | 15.1              | E-1               |               |     |      |
| Santiago           | 17.8              | 0.5       | 1  | N-o               | 12                | D                         | 16.1              | N-4               | Logroño    | 10.3               | 0.5  | 3    | NNW-1             | 8                 | N N                       | 16.7              | E-1               |               |     |      |
| Pontevedra         | 19.4              | 0.0       | 0  | W-o               | 14                | N N                       | 17.0              | W-o               | Pamplona   | 16.5               | -1.0 | 5    | S-1               | 16                | D N                       | 18.3              | S-1               |               |     |      |
| Lugo               | 17.3              | -0.5      | 5  | SW-1              | 12                | LL LL                     | 17.3              | NE-1              | Huesca     | 13.9               | 0.0  | 0    | S-2               | 16                | N N                       | 16.1              | S-5               |               |     |      |
| Orense             | 17.3              | -0.5      | 5  | NW-2              | 16                | LL LL                     | 17.3              | NE-1              | Lérida     | 14.2               | 0.0  | 0    | NNW-o             | 20                | N N                       | 16.9              | SSW-o             |               |     |      |
| Oviedo             | 14.6              | 0.5       | 3  | E-1               | 15                | LL A                      | 16.7              | N-1               | Gerona     | 16.6               | -1.0 | 5    | Cal-o             | 7                 | D N                       | 16.2              | SE-1              |               |     |      |
| Bilbao             | 17.4              | 0.0       | 0  | N-2               | 11                | N LL                      | 15.8              | S-1               | Tarragona  | 15.4               | -0.5 | 5    | WNW-o             | 15                | D D                       | 17.7              | SSW-o             |               |     |      |
| San Sebastián      | 15.5              | -0.5      | 6  | W-o               | 13                | N NB                      | 14.9              | N-1               | Teruel     | 15.3               | 0.0  | 0    | W-1               | 16                | D                         | 16.8              | E-o               |               |     |      |
| León               | 15.1              | 0.0       | 0  | WNW-o             | 11                | NL N                      | 15.7              | SW-o              | Castellón  | 16.1               | 0.0  | 0    | SW-1              | 14                | NB D                      | 16.0              | SW-1              |               |     |      |
| Zamora             | 16.5              | 0.0       | 0  | ESE-o             | 9                 | N N                       | 14.6              | S-o               | Valencia   | 17.3               | 0.0  | 0    | NW-1              | 17                | NB N                      | 16.5              | W-1               |               |     |      |
| Palencia           | 15.9              | 0.0       | 3  | NW-1              | 11                | N N                       | 13.9              | NW-1              | Murcia     | 17.1               | 0.0  | 0    | N-o               | 15                | N D                       | 17.4              | W-o               |               |     |      |
| Burgos             | 15.7              | 0.0       | 0  | NNW-1             | 9                 | N N                       | 14.9              | SE-1              | Córdoba    | 16.2               | 0.0  | 0    | W-1               | 19                | N N                       | 17.1              | W-1               |               |     |      |
| Soria              | 17.0              | 0.0       | 0  | W-1               | 10                | N N                       | 12.9              | W-1               | Jaén       | 16.7               | 0.0  | 0    | NE-1              | 19                | N N                       |                   |                   |               |     |      |
| Salamanca          | 15.0              | 0.0       | 0  | NNE-1             | 12                | N N                       | 14.5              | NW-1              | Baeza      | 14.6               | 0.5  | 2    | NE-1              | 18                | N LL                      | 17.1              | SW-1              |               |     |      |
| Avila              | 18.1              | 0.0       | 0  | Cal-o             | 9                 | N N                       | 11.3              | Cal-o             | Huelva     | 14.6               | 0.5  | 2    | NE-1              | 18                | N LL                      | 17.1              | SW-1              |               |     |      |
| Segovia            | 15.5              | 1.5       | 1  | Cal-o             | 13                | NB D                      | 16.1              | S-2               | Tarifa     |                    |      |      |                   |                   |                           |                   |                   |               |     |      |
| Toledo             | 17.5              | 0.5       | 0  | Cal-o             | 13                | D E                       | 16.1              | S-2               | Algeciras  |                    |      |      |                   |                   |                           |                   |                   |               |     |      |
| Guadalajara        |                   |           |    |                   |                   |                           |                   |                   | Tánger     |                    |      |      |                   |                   |                           |                   |                   |               |     |      |
| Cuenca             |                   |           |    |                   |                   |                           |                   |                   | Palma      |                    |      |      |                   |                   |                           |                   |                   |               |     |      |
| Ciudad Real        |                   |           |    |                   |                   |                           |                   |                   | Las Palmas |                    |      |      |                   |                   |                           |                   |                   |               |     |      |
| Albacete           |                   |           |    |                   |                   |                           |                   |                   | Laguna     |                    |      |      |                   |                   |                           |                   |                   |               |     |      |

**NOTICIAS**

• Expresado en medias horas antes observación.  
 •• D Despejado ó semidespejado - N Nuboso ó cubierto - NB Niebla ó bruma - A Aguaceros - B Lloviznas - LL Lluvias - G Granizo (sin truenos) - An Aguanieve - nv Nieve - T Tormenta.  
 ••• D Despejado ó semidespejado - N Nuboso - NC Cubierto constantemente - NB Niebla ó bruma - A Aguaceros - B Llovizna - nv Nieve ó aguanieve - G Granizo (sin truenos) - T Tormenta.  
 •••• Sobre el nivel del mar.