



# BOLETIN METEOROLOGICO DIARIO

MADRID, MARTES, 5 de ENERO de 1.993 Núm. 5

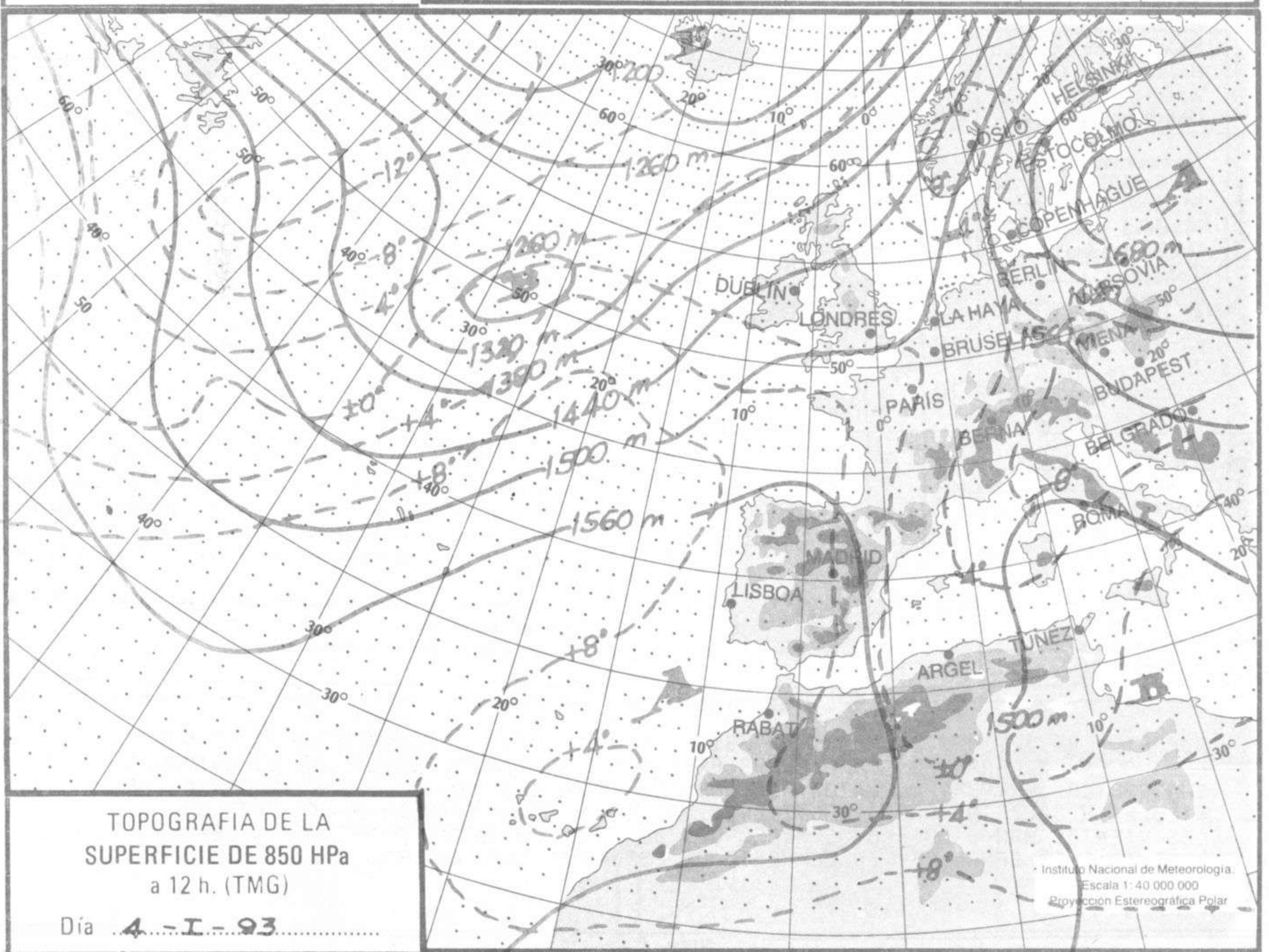
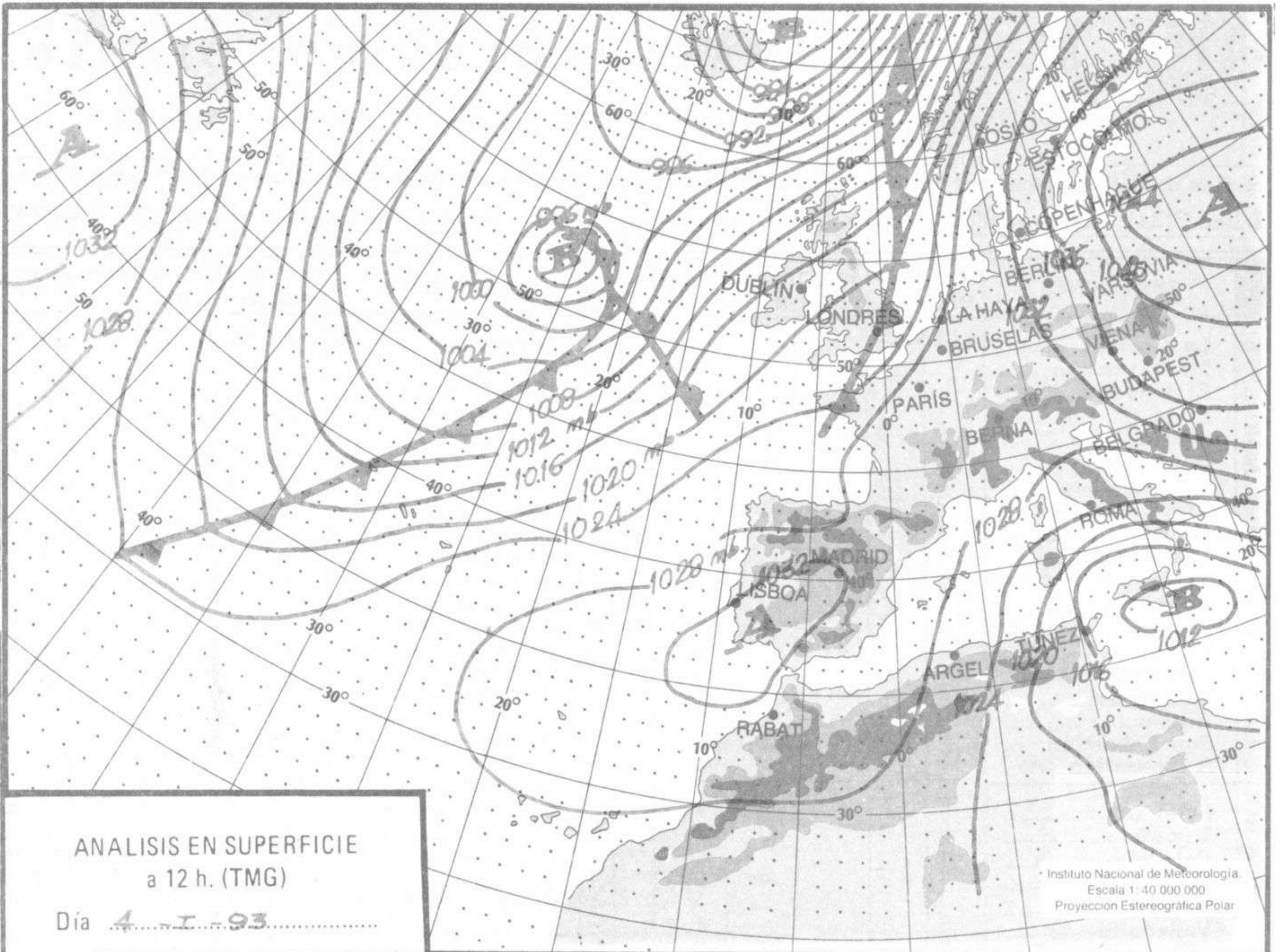
Sección de Documentación del Instituto Nacional de Meteorología. Ciudad Universitaria. Apdo. Correos, 285. Madrid (España)  
 Telfno.:(341) 91-581 96 30. Fonometeo Madrid (información local zona Centro): 094. Fonometeo España: 91 - 532 69 40.

| ESTACIONES                | TEMPERAT.            |      | PRECIPITAC. |       | HORAS DE SOL | ESTACIONES      | TEMPERAT.  |                     | PRECIPITAC.         |                 | HORAS DE SOL |      |     |     |
|---------------------------|----------------------|------|-------------|-------|--------------|-----------------|--|---------------------|---------------------|-----------------|--------------|------|-----|-----|
|                           | Máx.                 | Min. | Día         | Noche |              |                 | Máx.   | Min.                | Día                 | Noche           |              |      |     |     |
| <b>ZONA NOROESTE</b>      | La Coruña .....      | 14   | 13          | 2.0   |              | 0.0             | <b>CATALUÑA</b>  | Lérida .....        | 2                   | -95             |              | 99.9 |     |     |
|                           | Monteventoso .....   |      |             |       |              |                 |  | 4.0                 | Gerona (A) .....    | 7               | -5           |      |     |     |
|                           | El Ferrol .....      |      |             |       |              |                 |  |                     | Barcelona .....     | 7               | 3            |      |     |     |
|                           | Lugo (P. C.) .....   | 11   | 11          | 0.6   | IP           | 0.0             |  |                     | Barcelona (A) ..... | 8               |              |      |     |     |
|                           | Santiago de C. ...   | 10   | 9           | 0.9   | 3.0          |                 |  |                     | Reus (A) .....      | 9               | 0            |      | 1.9 |     |
|                           | Pontevedra .....     |      |             |       |              |                 |  |                     | Tarragona .....     |                 |              |      |     |     |
|                           | Vigo (A) .....       | 9    | 10          | 0.6   | 2.0          | 0.0             |  |                     | Tortosa .....       | 9               | 0            |      | 2.1 |     |
|                           | Vigo .....           | 12   | 11          | 0.4   | 0.5          | 0.0             |  |                     | Montseny .....      |                 |              |      |     |     |
|                           | Orense .....         | 7    | 5           | IP    |              |                 |  |                     |                     |                 |              |      |     |     |
|                           | Ponferrada .....     | 4    | 4           |       |              |                 |  |                     |                     |                 |              |      |     |     |
| <b>Z. CANTÁBRICA</b>      | Avilés (A) .....     | 14   | 12          | 1.0   |              | 0.0             | <b>LEVANTE</b>   | Castellón .....     | 10                  | 2               |              | 3.7  |     |     |
|                           | Gijón .....          | 12   | 9           | 4.0   |              |                 |  | 4.0                 | Valencia (A) .....  | 10              | 1            |      |     |     |
|                           | Oviedo .....         | 12   | 9           | 2.0   |              | 0.0             |  | 6.4                 | Valencia .....      | 11              | 2            |      |     |     |
|                           | Santander (A) .....  | 12   |             |       |              |                 |  | 6.5                 | Alicante (A) .....  | 15              | 2            |      |     |     |
|                           | Santander .....      | 12   | 11          | 0.2   | 2.0          | 0.0             |  | 9.5                 | Alicante .....      | 14              | 2            |      |     |     |
|                           | Bilbao (A) .....     | 10   | 9           |       | 0.3          | 0.0             |  |                     | Murcia (A) .....    | 15              | -2           |      |     |     |
|                           | San Sebastián ...    | 9    | 8           |       |              | 0.2             |  |                     | Murcia .....        | 15              | 0            |      |     |     |
|                           | S. Sebastián (A) .   | 10   | 4           |       |              | 0.4             |  |                     | Cartagena .....     | 13              | 5            |      |     |     |
|                           |                      |      |             |       |              |                 |  |                     | San Javier .....    | 13              |              |      |     |     |
| <b>CUENCA DEL DUERO</b>   | León (A) .....       | 4    | 2           |       |              | 2.0             | <b>ANDALUCÍA</b>   | Sevilla (A) .....   | 14                  | 3               |              |      |     |     |
|                           | Zamora .....         | 9    | 3           |       | IP           |                 |  | 7.3                 | Córdoba (A) .....   | 13              | 0            |      |     |     |
|                           | Palencia .....       |      |             |       |              |                 |  | 6.6                 | Jaén .....          | 9               | 2            |      |     |     |
|                           | Burgos (A) .....     | 4    | -2          |       |              | 0.1             |  | 7.1                 | Granada (A) .....   | 9               | -3           |      |     |     |
|                           | Burgos .....         |      |             |       |              | 1.7             |  | 8.6                 | Huelva .....        | 13              | 2            |      |     |     |
|                           | Valladolid (A) ....  | 6    | 0           |       |              | 0.8             |  | 7.5                 | Jerez de la Front.  | 13              | 1            |      |     |     |
|                           | Valladolid .....     | 5    | 1           |       |              | 0.8             |  | 8.5                 | Cádiz .....         | 14              | 6            |      |     |     |
|                           | Soria .....          | 6    | 0           |       |              | 1.2             |  |                     | Tarifa .....        | 13              | 8            |      |     |     |
|                           | Salamanca .....      |      |             |       |              | 0.6             |  |                     | Málaga (A) .....    | 15              | 4            |      |     |     |
|                           | Salamanca (A) .....  | 9    | 4           |       |              | 0.6             |  |                     | Almería (A) .....   | 16              |              |      |     |     |
|                           | Ávila .....          | 7    | 1           |       |              | 0.1             |  |                     |                     |                 |              |      |     |     |
|                           | Segovia .....        | 8    | 3           |       |              | 0.1             |  |                     | <b>BALEARES</b>     | Palma de M. (A) | 11           | -3   |     | 7.3 |
|                           |                      |      |             |       |              |                 |  |                     |                     | Mahón (A) ..... | 9            | 6    |     | 5.3 |
|                           |                      |      |             |       |              |                 |  | Ibiza (A) .....     | 14                  | 4               |              | 4.2  |     |     |
| <b>C. TAJO / GUADIANA</b> | Navacerrada .....    | 5    | 0           | 1.0   | 1.0          | 3.3             | <b>CANARIAS</b>  | Sta. C. Tenerife .. | 19                  | 15              |              |      |     |     |
|                           | Madrid/Barajas ....  | 3    | -3          |       |              | 1.4             |  | 13                  | 11                  |                 |              |      |     |     |
|                           | Madrid (C. Univ.) .. | 4    | -2          |       |              |                 |  | 20                  | 15                  |                 |              |      |     |     |
|                           | Madrid (Retiro) ..   | 3    | -1          |       |              |                 |  | 6                   | -2                  |                 |              |      |     |     |
|                           | Guadalajara .....    | 5    | -3          |       |              | 0.2             |  | Las Palmas (A) ..   | 20                  | 15              |              |      |     |     |
|                           | Toledo .....         | 9    | -2          |       |              | 4.6             |  | Fuerteventura (A)   | 22                  | 15              |              |      |     |     |
|                           | Cuenca .....         | 7    | -3          |       |              | 2.7             |  | Lanzarote (A) ....  | 19                  | 14              |              |      |     |     |
|                           | Molina de Aragón     | 5    | -4          |       |              | 0.0             |  | La Palma (A) ....   | 20                  | 14              |              |      |     |     |
|                           | Ciudad Real .....    | 10   | -2          |       |              | 6.0             |  | Hierro (A) .....    |                     |                 |              |      |     |     |
|                           | Albacete (A) .....   | 8    | -4          |       |              |                 |  |                     |                     |                 |              |      |     |     |
|                           | Cáceres .....        | 10   | 1           |       |              | 8.7             |  |                     |                     |                 |              |      |     |     |
| Badajoz (A) .....         | 11                   | 3    |             |       | 6.1          | <b>ESTRECHO</b> | Ceuta .....  | 16                  | 9                   |                 |              |      |     |     |
|                           |                      |      |             |       |              |                 | Melilla .....  | 14                  | 7                   |                 |              |      |     |     |
| <b>CUENCA DEL EBRO</b>    | Vitoria (A) .....    | 6    | 5           |       |              | 0.2             | NOTA: Las temperaturas vienen expresadas en °C, mientras que las precipitaciones lo están en litros por metro cuadrado de superficie. IP es "precipitación inapreciable", o sea, inferior a 0,1 l/m <sup>2</sup> . Las máximas y las precipitaciones de día son de 06 a 18 TMG de ayer. Las mínimas y las precipitaciones de noche son de 18 TMG de ayer a 06 TMG de hoy. Las horas de sol se refieren a ayer. |                     |                     |                 |              |      |     |     |
|                           | Logroño .....        | 8    | 1           | IP    |              |                 |  |                     |                     |                 |              |      |     |     |
|                           | Logroño (A) .....    | 9    | 1           |       |              | 0.4             |  |                     |                     |                 |              |      |     |     |
|                           | Pamplona .....       | 4    | 1           |       | 1.0          | 0.1             |  |                     |                     |                 |              |      |     |     |
|                           | Huesca (A) .....     | 1    | -4          |       |              | 1.1             |  |                     |                     |                 |              |      |     |     |
|                           | Daroca .....         | 3    | -3          |       |              | 0.0             |  |                     |                     |                 |              |      |     |     |
|                           | Zaragoza (A) .....   | 4    | -2          |       |              | 0.8             |  |                     |                     |                 |              |      |     |     |
|                           | Zaragoza .....       | 2    | -2          |       |              |                 |  |                     |                     |                 |              |      |     |     |
|                           | Calamocha .....      | 3    | -4          |       |              | 0.0             |  |                     |                     |                 |              |      |     |     |
| Teruel .....              | 5                    | -4   |             |       | 1.1          |                 |  |                     |                     |                 |              |      |     |     |

### INFORMACIÓN GENERAL

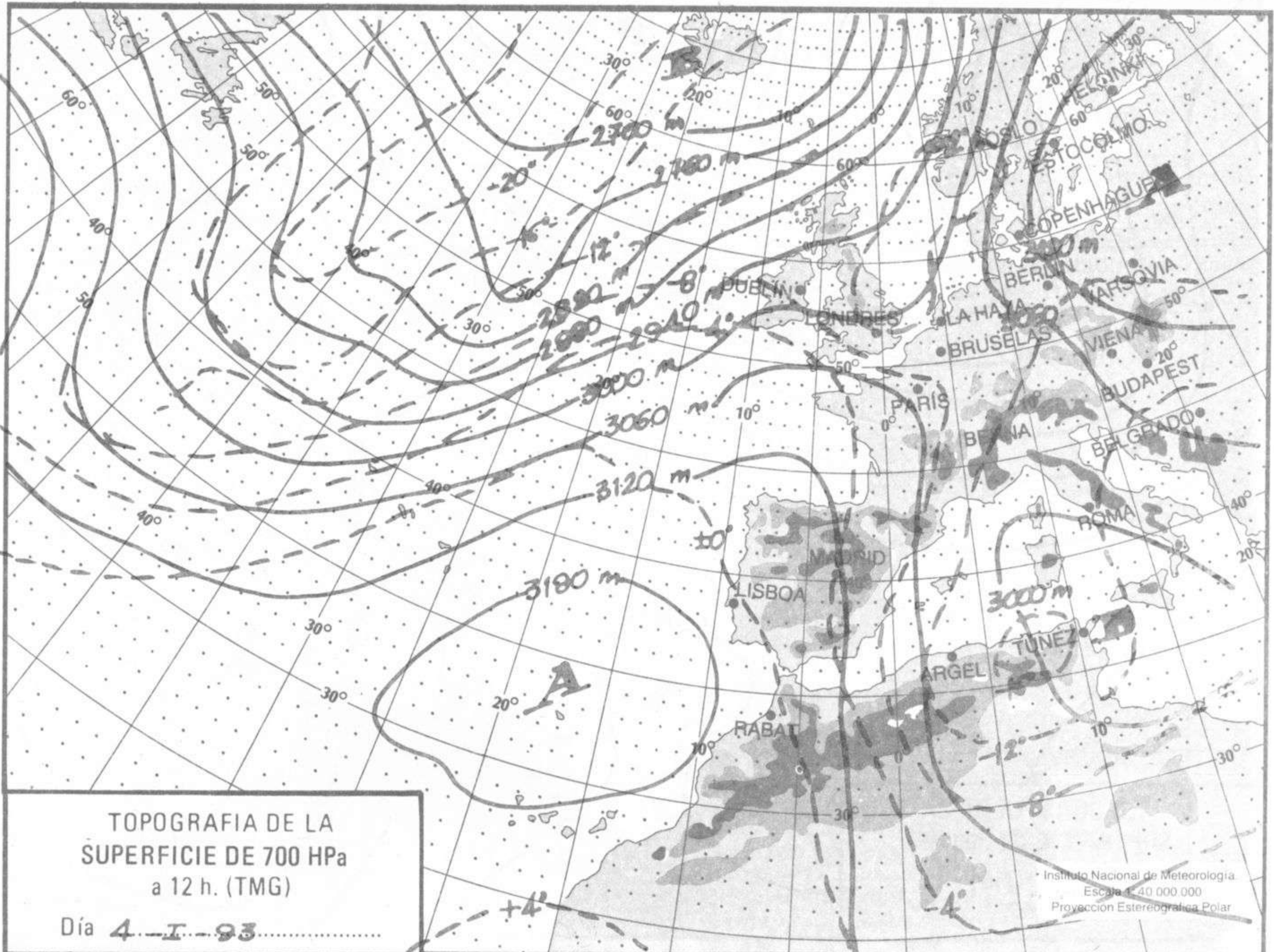
DURANTE LAS ULTIMAS 24 HORAS HA ESTADO NUBOSO A MUY NUBOSO EN LA MITAD NORTE PENINSULAR Y CANARIAS CON ALGUNAS PRECIPITACIONES DEBILES EN LAS COMUNIDADES CANTABRICA, NAVARRA Y PUNTOS AISLADOS DE LA MESETA NORTE. BRUMAS Y BANCOS DE NIEBLA EN GALICIA, AMBAS CASTILLAS, VALLE DEL EBRO E INTERIOR DE CATALUÑA. LOS VIENTOS HAN SIDO FLOJOS MODERADOS DE PONIENTE EN EL ESTRECHO, Y DE COM-PONENTE E EN CANARIAS, EN EL RESTO DE ESPANA FLOJOS VARIABLES O CALMAS.







hPa  
1060  
1050  
1040  
1030  
1020  
1010  
1000  
990  
980  
970  
960  
950  
940



m./h.  
200  
190  
180  
170  
160  
150  
140  
130  
120  
110  
100  
90  
80  
70  
60  
50  
40  
30  
20  
10

