



BOLETIN METEOROLOGICO DIARIO

MADRID, *JUEVES 24* de *NOVIEMBRE* de *1988* Núm. *329*

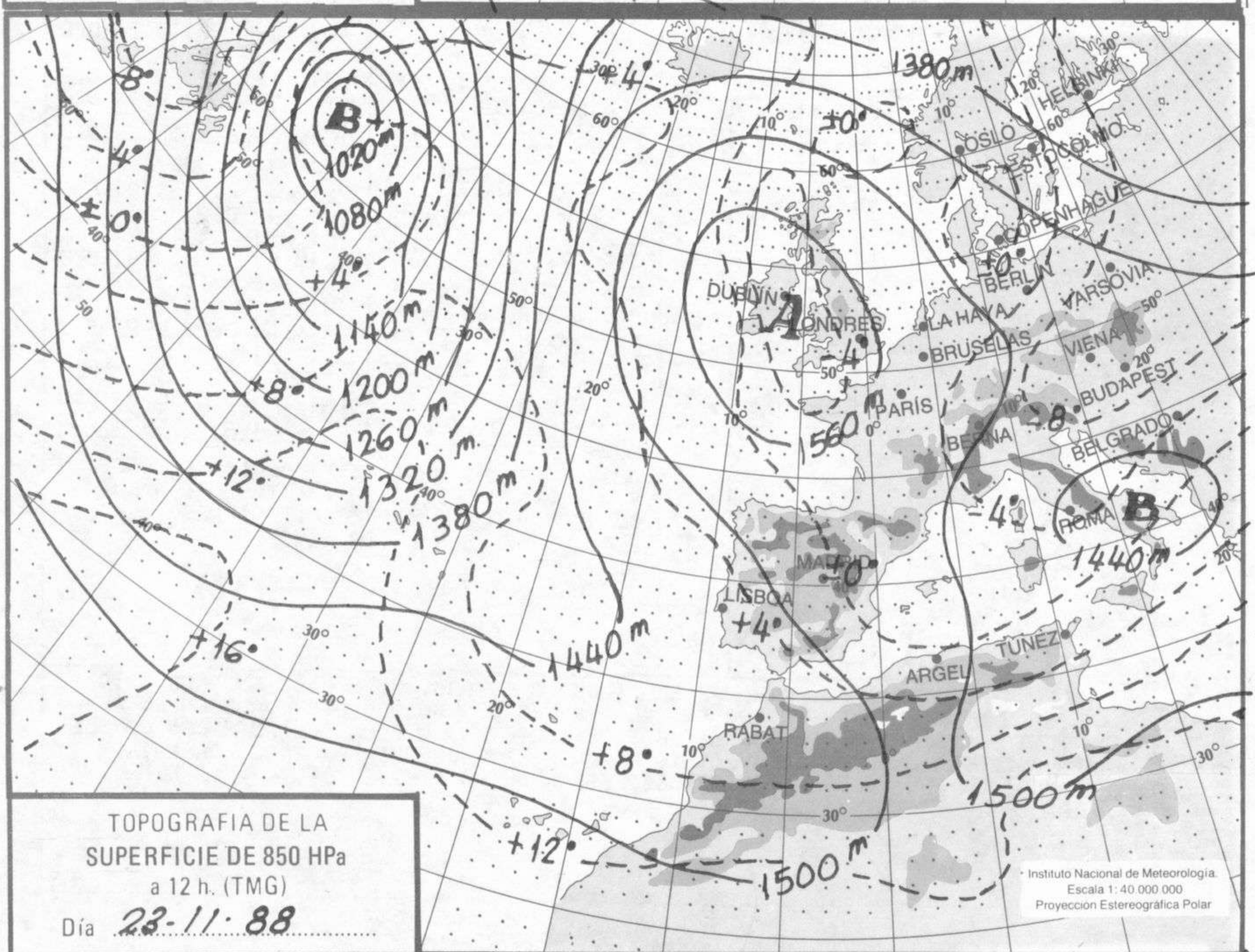
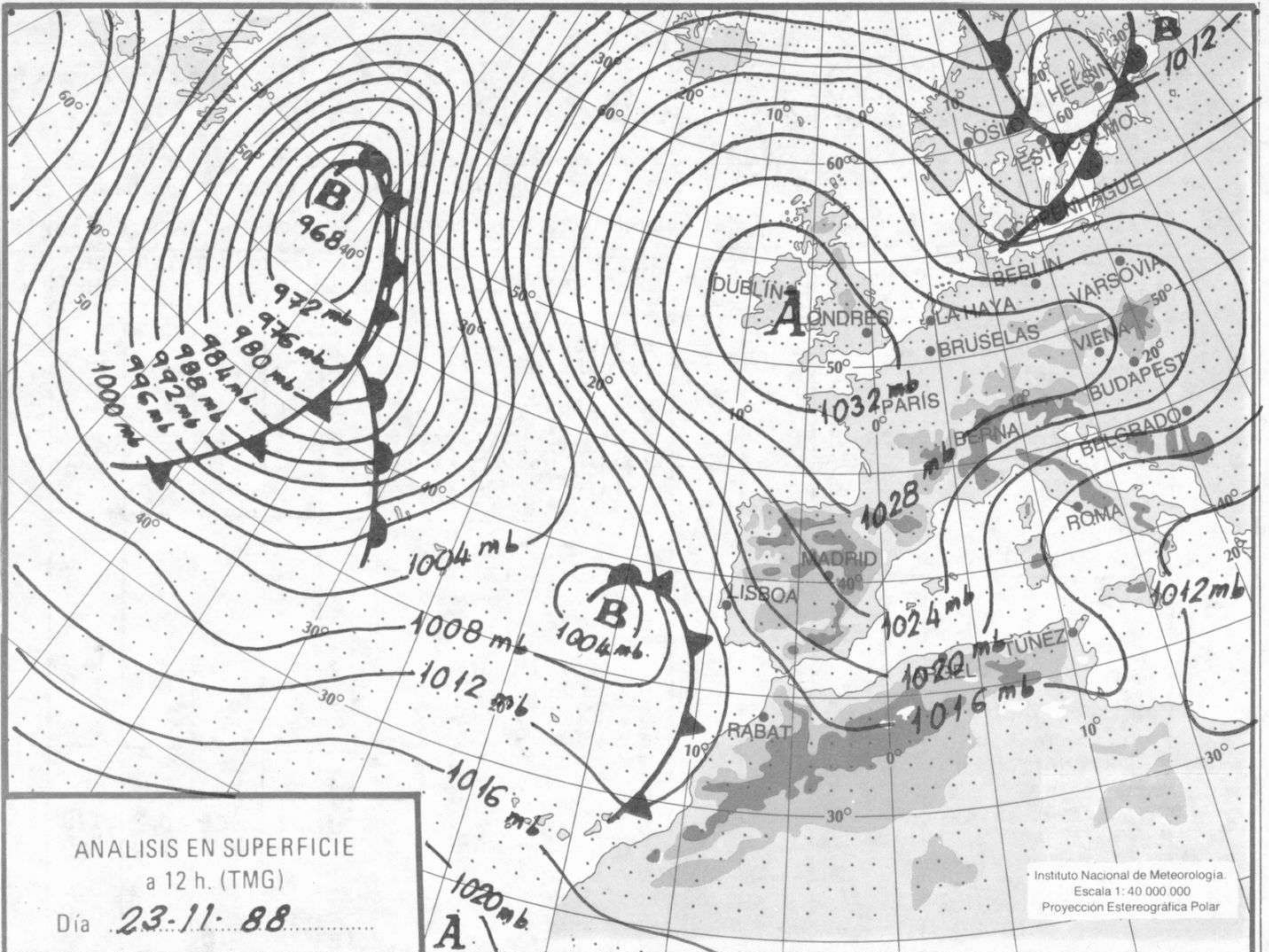
Sec. de Documentación del Instituto Nacional de Meteorología, Ciudad Universitaria, Apartado de Correos 285, Madrid (España)
 Teléf.: *(341) (91) 581 96 30 - Fonometeo Madrid (información local zona Centro): 094 - Fonometeo España: (91) 532 69 40

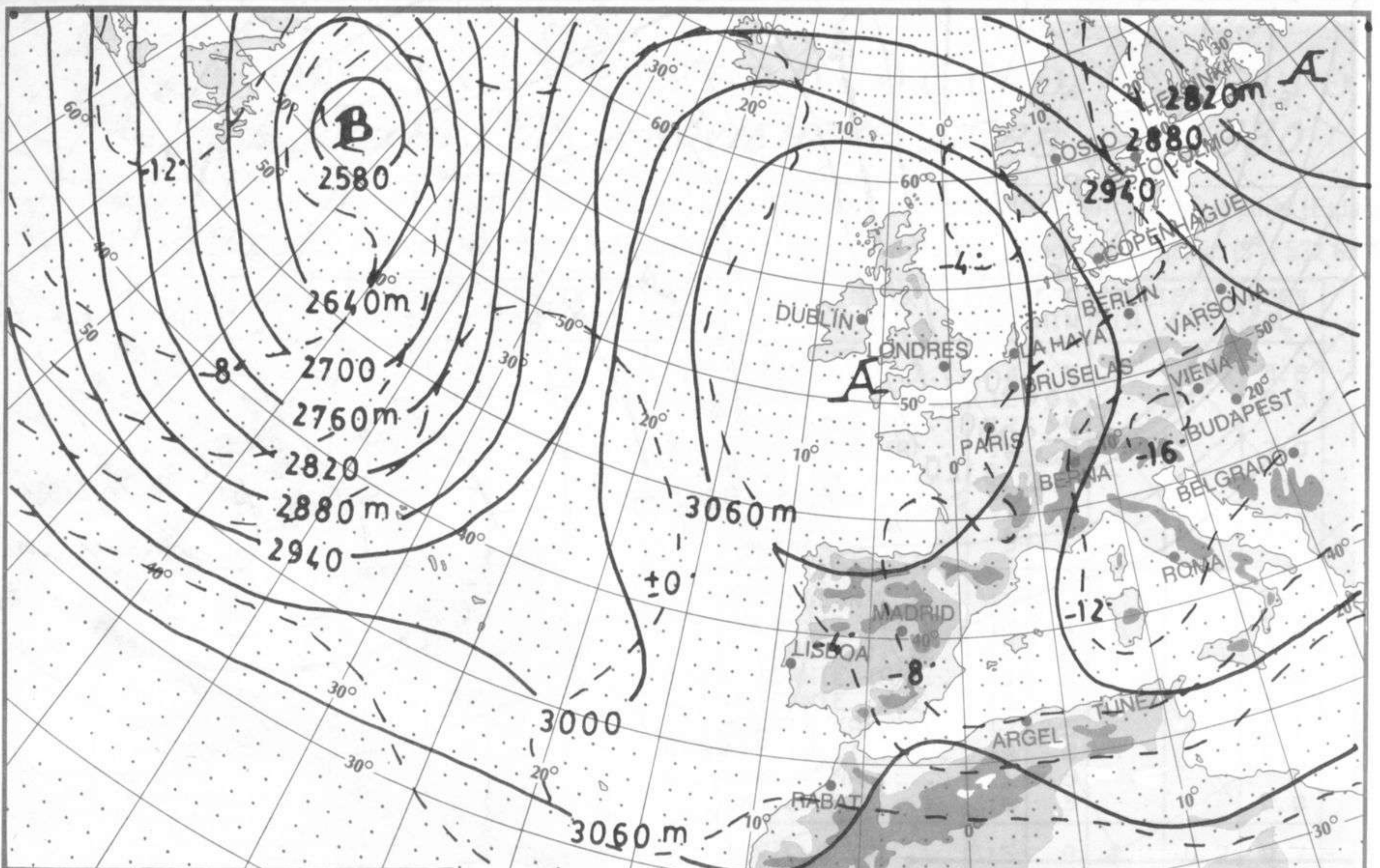
| ESTACIONES | TEMPERA | | PRECIPITA | | HORS SOL | ESTACIONES | TEMPERA | | PRECIPITA | | HORS SOL |
|------------------|---------|-----|-----------|-----|-------------|------------------|---------|-----|-----------|------|-------------|
| | MAX | MIN | DIA | NOC | | | MAX | MIN | DIA | NOC | |
| LA CORUÑA | 12 | 4 | | | 8.5 | LERIDA | 7 | -6 | | | 9.0 |
| MONTEVENTOSO | | 5 | | | 8.8 | GERONA (A) | 12 | -2 | | | 8.6 |
| EL FERROL | | 5 | | | | BARCELONA | 9 | 1 | | | |
| LUGO (P.C.) | 10 | -6 | | | 8.8 | BARCELONA (A) | 13 | -1 | | | 7.5 |
| SANTIAGO DE C. | 12 | -1 | | | 8.6 | REUS (A) | | | | | |
| PONTEVEDRA | 14 | 5 | | | 7.6 | TARRAGONA | | | | | |
| VIGO (A) | 14 | 7 | | | 8.4 | TORTOSA | 10 | -2 | | | 8.9 |
| VIGO | 15 | | | | | MONTSENT | -1 | | | | |
| ORENSE | 16 | -6 | | | 7.5 | CASTELLON | 11 | | | | |
| PONFERRADA | | 0 | | | | VALENCIA (A) | 11 | 1 | | | 8.9 |
| AVILES (A) | 9 | 1 | | | 7.8 | VALENCIA | 13 | 2 | | | 8.6 |
| GIJON | 9 | 5 | | | 8.6 | ALICANTE (A) | 15 | | | | |
| OVIEDO | 8 | -2 | | | 8.7 | ALICANTE | 14 | 3 | | | 6.7 |
| SANTANDER (A) | 8 | | | | | MURCIA (A) | 13 | 3 | | | 0.9 |
| SANTANDER | 8 | 5 | | | 8.4 | MURCIA | 13 | 4 | | | 1.0 |
| BILBAO (A) | 11 | -4 | | | 8.2 | CARTAGENA | 12 | 6 | | | |
| SAN SEBASTIAN | 4 | 0 | | | 8.8 | SAN JAVIER | | 8 | | | 0.0 |
| S. SEBASTIAN (A) | 7 | -3 | | | 7.9 | SEVILLA (A) | 17 | | 2.0 | | |
| LEON (A) | 7 | -2 | | | 8.9 | CORDOBA (A) | 14 | | 0.3 | | |
| ZAMORA | 9 | -4 | | | 9.0 | JAEN | 10 | 6 | IP | 0.2 | 1.0 |
| PALENCIA | | | | | | GRANADA (A) | 11 | 5 | 0.5 | 1.0 | 0.0 |
| BURGOS (A) | 6 | -7 | | | 8.7 | HUELVA | | | | | |
| BURGOS | | | | | | JEREZ FRONT (A) | 16 | 13 | IP | 9.0 | 0.0 |
| VALLADOLID (A) | 9 | -8 | | | | CADIZ | | 13 | | 5.0 | 0.0 |
| VALLADOLID | 10 | -5 | | | 7.5 | TARIFA | 15 | | 19.0 | | |
| SORIA | 7 | -8 | | | 9.2 | MALAGA (A) | 15 | 11 | 2.0 | 4.0 | 0.0 |
| SALAMANCA | | | | | | ALMERIA (A) | 14 | 10 | | 0.2 | 0.0 |
| SALAMANCA (A) | 10 | -3 | | | 9.0 | PALMA DE M. (A) | 12 | 1 | | | 8.2 |
| AVILA | 6 | 0 | | | 9.0 | MAHON (A) | 11 | 7 | 0.6 | 2.0 | 0.7 |
| SEGOVIA | 8 | | | | | IBIZA (A) | 13 | 4 | | | 5.8 |
| NAVACERRADA | 1 | -4 | | | 8.5 | S.C. TENERIFE | 24 | | | | |
| MADRID/BARAJAS | 10 | -6 | | | 9.3 | TENERIFE NOR (A) | 21 | 14 | | 6.0 | 6.3 |
| MADRID (C. UNIV) | 9 | -5 | | | | TENERIFE SUR (A) | 24 | 19 | 0.2 | 0.8 | 5.9 |
| MADRID (RETIRO) | 7 | 0 | | | 9.0 | IZAÑA | 10 | | | | |
| GUADALAJARA | 11 | -8 | | | 8.5 | LAS PALMAS (A) | 24 | 18 | | | 8.0 |
| TOLEDO | 10 | -4 | | | 8.3 | FUERTEVENTUR (A) | 26 | 18 | | | 8.0 |
| CUENCA | 8 | -6 | | | 9.3 | LANZAROTE (A) | 25 | 19 | IP | IP | 8.0 |
| MOLINA DE ARA. | 6 | -12 | | | 9.2 | LA PALMA (A) | 23 | 19 | 0.2 | 0.2 | 3.3 |
| CIUDAD REAL | 9 | -1 | | | 3.1 | HIERRO (A) | | | | | |
| ALBACETE (A) | 7 | -2 | | | 1.5 | CEUTA | 16 | 13 | 35.0 | 30.0 | 0.0 |
| CACERES | | 3 | | | 6.1 | MELILLA | 16 | 12 | 2.0 | 2.0 | 0.0 |
| BADAJÓZ (A) | 10 | | 0.2 | | | | | | | | |
| VITORIA (A) | 7 | -8 | | | 9.0 | | | | | | |
| LOGROÑO | | | | | | | | | | | |
| LOGROÑO (A) | 10 | -4 | | | 8.7 | | | | | | |
| PAMPLONA | | -6 | | | 8.9 | | | | | | |
| HUESCA (A) | 5 | -4 | | | 9.0 | | | | | | |
| DAROCA | 7 | -8 | | | 7.6 | | | | | | |
| ZARAGOZA (A) | 8 | | | | | | | | | | |
| ZARAGOZA | | | | | | | | | | | |
| CALAMOCHA | 6 | | | | 7.8 | | | | | | |
| TERUEL | 7 | -10 | | | 8.2 | | | | | | |

NOTA: LAS MAXIMAS Y PRECIPITACIONES (DIA) SON DE 06 A 18 (TMG) DE AYER LAS MINIMAS Y PRECIPITACIONES (NOCHE) SON DE 18 (TMG) DE AYER A 06 (TMG) DE HOY.
 LAS HORAS DE SOL SON DE AYER.

I N F O R M A C I O N G E N E R A L

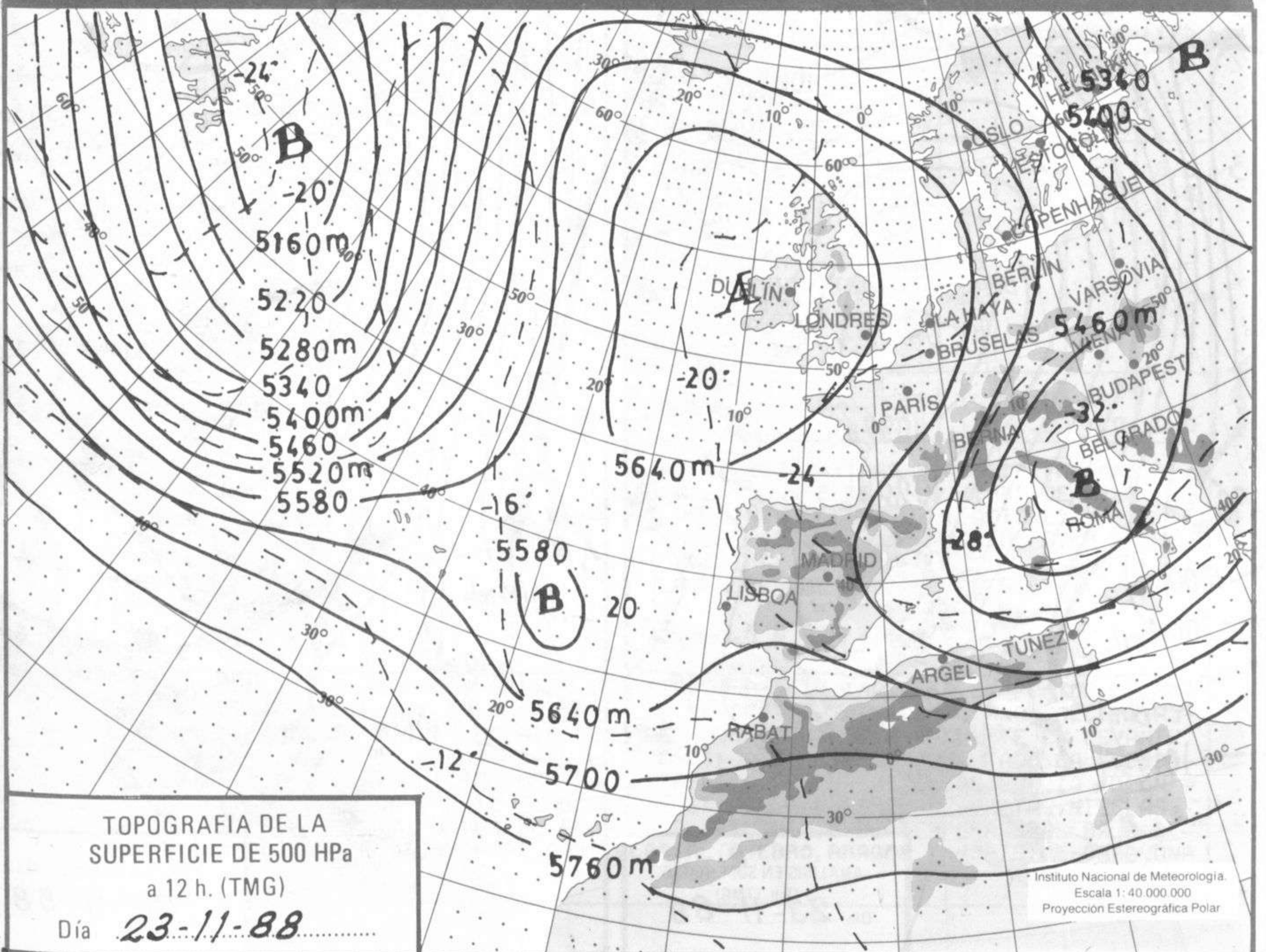
DURANTE LAS ULTIMAS 24 HORAS EL CIELO HA ESTADO MUY NUBOSO EN ANDALUCIA, SE EXTREMADURA Y CANARIAS, NUBOSO EN BALEARES, POCO NUBOSO O DESPEJADO EN EL RESTO. VIENTOS DEBILES DE COMPONENTE ESTE EXCEPTO EN LA ZONA DEL ESTRECHO, CON LEVANTE MODERADO O FUERTE. LLOVIO LIGERAMENTE EN ANDALUCIA, BALEARES, CANARIAS Y CEUTA. LOS UNICOS VALORES DESTACADOS: FUERON DE 35 L/M2 EN CEUTA Y 19 L/M2 EN TARIFA.





TOPOGRAFIA DE LA SUPERFICIE DE 700 HPa a 12 h. (TMG)
Día 23-11-88

Instituto Nacional de Meteorología.
Escala 1: 40 000 000
Proyección Estereográfica Polar



TOPOGRAFIA DE LA SUPERFICIE DE 500 HPa a 12 h. (TMG)
Día 23-11-88

Instituto Nacional de Meteorología.
Escala 1: 40 000 000
Proyección Estereográfica Polar

