



# BOLETIN METEOROLOGICO DIARIO

MADRID, JUEVES 8 de SEPTIEMBRE de 1.988 Núm. 252

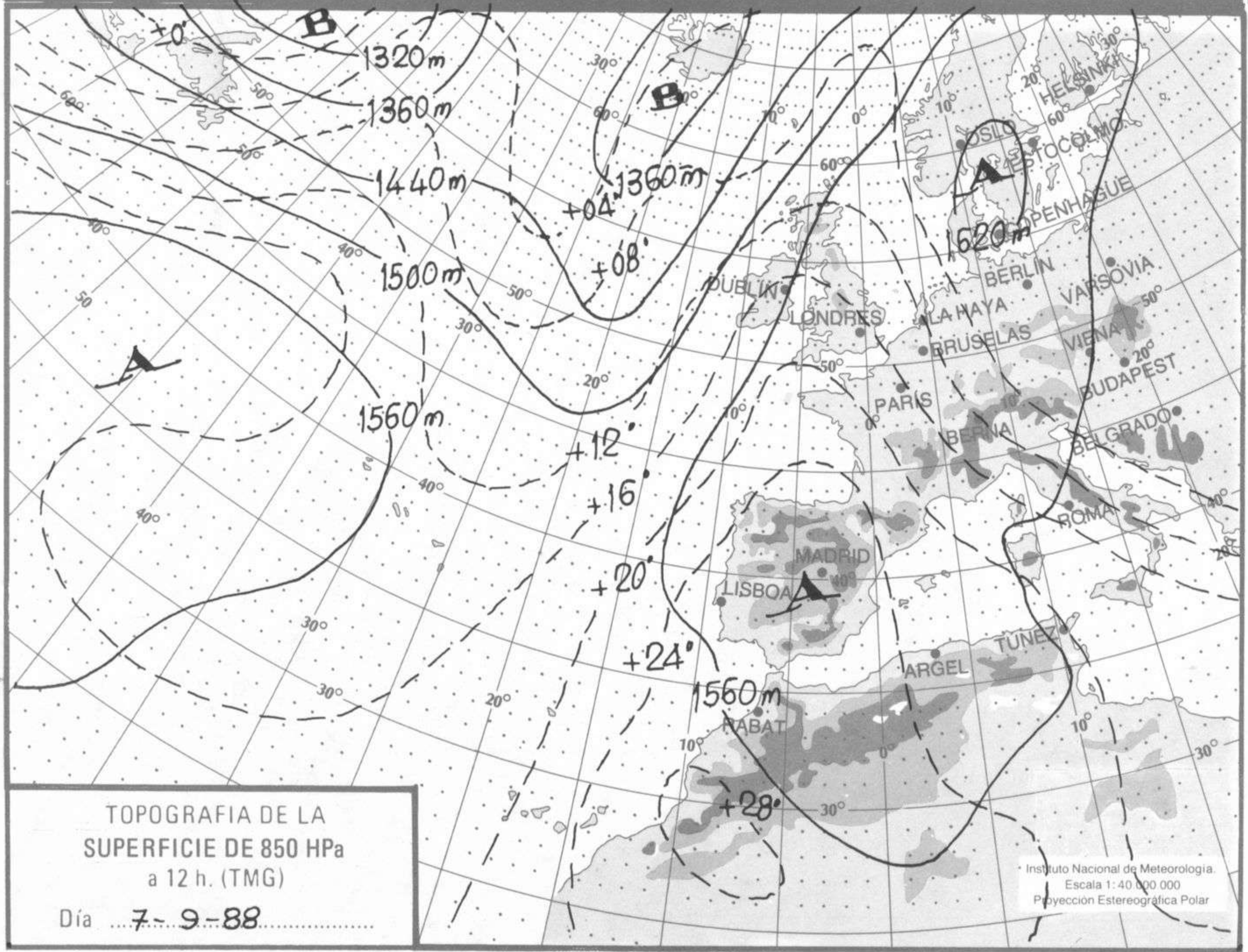
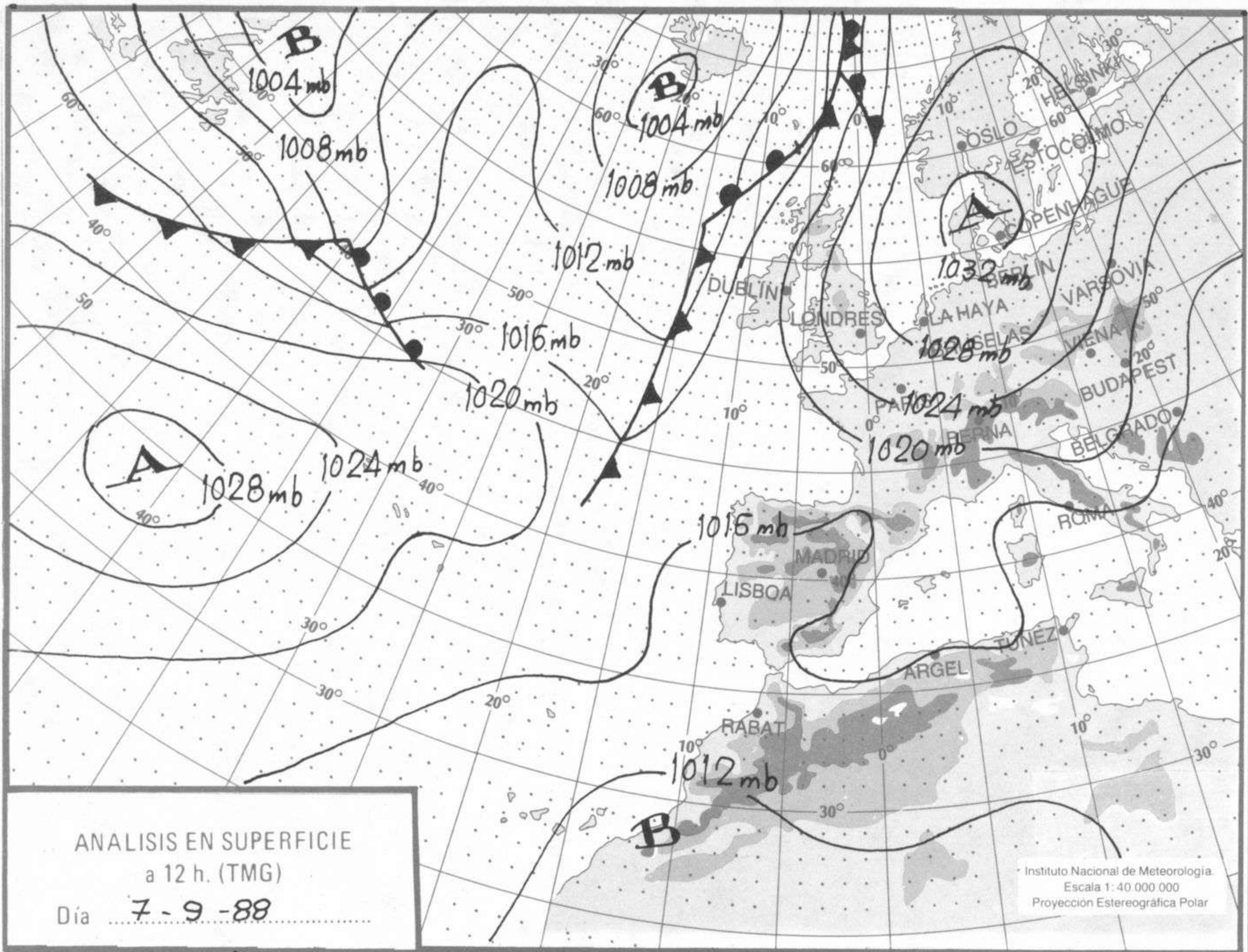
Sec. de Documentación del Instituto Nacional de Meteorología, Ciudad Universitaria, Apartado de Correos 285, Madrid (España)  
Teléf.: \*(341) (91) 581 96 30 - Fonometeo Madrid (información local zona Centro): 094 - Fonometeo España: (91) 532 69 40

| ESTACIONES       | TEMPERA |     | PRECIPITA | HORS | ESTACIONES | TEMPERA         |     | PRECIPITA | HORS |     |      |
|------------------|---------|-----|-----------|------|------------|-----------------|-----|-----------|------|-----|------|
|                  | MAX     | MIN |           |      |            | DIA             | NOC |           |      | SOL | MAX  |
| LA CORUÑA        | 30      | 17  |           |      | 6.6        | LERIDA          |     | 17        |      |     | 11.2 |
| MONTEVENTOSO     | 30      | 16  |           |      | 9.7        | GERONA (A)      | 33  | 17        |      |     | 9.7  |
| EL FERROL        | 29      | 18  |           |      |            | BARCELONA       | 31  | 18        |      |     |      |
| LUGO (P.C.)      | 38      | 13  |           |      | 8.6        | BARCELONA (A)   | 29  | 19        |      |     | 11.2 |
| SANTIAGO DE C.   | 34      | 15  |           |      | 9.0        | REUS (A)        | 29  | 18        |      |     | 9.6  |
| PONTEVEDRA       | 32      | 18  |           |      | 10.0       | TARRAGONA       |     |           |      |     |      |
| VIGO (A)         | 33      | 19  |           |      | 8.1        | TORTOSA         | 34  | 20        |      |     | 11.0 |
| VIGO             | 31      | 19  |           |      | 11.0       | MONTSENT        | 26  |           |      |     |      |
| ORENSE           | 40      | 17  |           |      | 9.8        | CASTELLON       | 30  | 20        |      |     | 11.1 |
| PONFERRADA       | 35      | 17  |           |      |            | VALENCIA (A)    | 32  | 22        |      |     | 9.8  |
| AVILES (A)       | 36      | 19  |           |      | 9.5        | VALENCIA        | 31  | 23        |      |     | 10.6 |
| GIJON            | 31      | 17  |           |      | 6.0        | ALICANTE (A)    | 37  | 21        |      |     | 11.0 |
| OVIEDO           | 36      | 17  | 0.3       |      | 3.8        | ALICANTE        | 36  | 19        |      |     | 10.7 |
| SANTANDER (A)    | 35      |     |           |      | 9.9        | MURCIA (A)      | 39  | 19        |      |     | 9.9  |
| SANTANDER        | 36      | 21  |           |      | 10.6       | MURCIA          | 40  | 19        |      |     | 10.3 |
| BILBAO (A)       | 42      | 15  |           |      | 10.6       | CARTAGENA       |     |           |      |     |      |
| SAN SEBASTIAN    | 34      | 21  |           |      | 11.6       | SAN JAVIER      | 32  | 22        |      |     | 8.2  |
| S. SEBASTIAN (A) | 33      | 16  |           |      | 10.0       | SEVILLA (A)     | 43  | 21        |      |     | 9.8  |
| LEON (A)         | 37      | 18  |           |      | 11.0       | CORDOBA (A)     | 44  | 20        |      |     | 7.4  |
| ZAMORA           | 37      | 18  |           |      | 8.5        | JAEN            | 40  | 28        |      |     |      |
| PALENCIA         |         |     |           |      |            | GRANADA (A)     | 40  | 15        |      |     | 7.8  |
| BURGOS (A)       | 37      |     |           |      |            | HUELVA          |     |           |      |     |      |
| BURGOS           |         |     |           |      |            | JEREZ FRONT (A) | 41  | 21        |      |     | 9.4  |
| VALLADOLID (A)   |         |     |           |      |            | CADIZ           |     | 26        |      |     | 9.5  |
| VALLADOLID       | 38      | 18  |           |      | 7.1        | TARIFA          | 27  | 20        |      |     | 9.3  |
| SORIA            | 36      | 13  |           |      | 9.2        | MALAGA (A)      | 32  | 19        |      |     | 9.4  |
| SALAMANCA        |         |     |           |      |            | ALMERIA (A)     | 32  | 21        |      |     | 10.5 |
| SALAMANCA (A)    | 36      | 15  | 0.2       |      | 7.4        | PALMA DE M. (A) | 32  | 16        |      |     | 10.5 |
| AVILA            | 35      | 15  |           |      | 5.7        | MAHON (A)       | 32  | 22        |      |     | 12.0 |
| SEGOVIA          |         |     |           |      |            | IBIZA (A)       | 32  | 21        |      |     | 11.3 |
| NAVACERRADA      | 29      | 21  | 2.0       |      |            | S.C. TENERIFE   | 27  | 21        |      |     | 11.2 |
| MADRID/BARAJAS   | 40      | 17  |           |      | 8.3        | TENERIFE NOR(A) | 27  | 16        |      |     | 10.0 |
| MADRID (C.UNIV)  | 39      | 19  |           |      | 7.5        | TENERIFE SUR(A) | 27  | 22        |      |     | 10.2 |
| MADRID (RETIRO)  | 36      | 23  |           |      | 8.5        | IZAÑA           | 22  | 16        |      |     | 11.7 |
| GUADALAJARA      | 40      | 15  |           |      | 5.6        | LAS PALMAS (A)  | 27  | 21        |      |     | 9.5  |
| TOLEDO           | 40      | 19  |           |      | 8.9        | FUERTEVENTUR(A) | 32  | 21        |      |     | 6.8  |
| CUENCA           | 37      | 16  |           |      |            | LANZAROTE (A)   | 26  | 21        |      |     | 8.2  |
| MOLINA DE ARA.   | 35      | 8   |           |      |            | LA PALMA (A)    | 26  | 21        |      |     | 8.2  |
| CIUDAD REAL      | 39      | 21  |           |      | 7.2        | HIERRO (A)      |     |           |      |     |      |
| ALBACETE (A)     | 38      | 16  |           |      | 10.0       | CEUTA           | 27  |           |      |     |      |
| CACERES          | 40      | 23  |           |      | 6.9        | MELILLA         | 30  | 22        |      |     | 8.9  |
| BADAJOZ (A)      | 43      | 11  |           |      | 9.0        |                 |     |           |      |     |      |
| VITORIA (A)      | 37      | 10  |           |      | 9.5        |                 |     |           |      |     |      |
| LOGROÑO          |         | 12  |           |      | 7.9        |                 |     |           |      |     |      |
| LOGROÑO (A)      | 38      | 15  |           |      | 8.0        |                 |     |           |      |     |      |
| PAMPLONA         |         | 13  |           |      | 9.7        |                 |     |           |      |     |      |
| HUESCA (A)       | 39      | 19  |           |      | 10.0       |                 |     |           |      |     |      |
| DAROCA           | 37      | 13  |           |      | 8.1        |                 |     |           |      |     |      |
| ZARAGOZA (A)     | 38      |     |           |      |            |                 |     |           |      |     |      |
| ZARAGOZA         |         |     |           |      |            |                 |     |           |      |     |      |
| CALAMOCHA        | 37      | 9   |           |      | 9.5        |                 |     |           |      |     |      |
| TERUEL           | 36      | 10  |           |      | 9.5        |                 |     |           |      |     |      |

NOTA: LAS MAXIMAS Y PRECIPITACIONES (DIA) SON DE 06 A 18 (TMG) DE AYER  
LAS MINIMAS Y PRECIPITACIONES (NOCHE) SON DE 18 (TMG) DE AYER A 06 (TMG) DE HOY.  
LAS HORAS DE SOL SON DE AYER.

### INFORMACION GENERAL

EN LAS ULTIMAS 24 HORAS HUBO NUBOSIDAD DE EVOLUCION DIURNA EN AMBAS MESES Y ANDALUCIA OCCIDENTAL CON ALGUNOS CHUBASCOS AISLADOS EN LA MESETA SUPERIOR, NUBOSIDAD DE ESTANCAMIENTO EN ASTURIAS CON ALGUN CHUBASCO DEBIL; EN EL RESTO POCO NUBOSO O DESPEJADO. DE MADRUGADA SE HAN REGISTRADO NIEBLAS EN GALICIA, LITORAL MURCIANO Y ZONA DEL ESTRECHO. VIENTOS MODERADOS O FUERTES DE LEVANTE EN EL ESTRECHO Y EN EL RESTO FLOJOS VARIABLES.



hPa

1060

1050

1040

1030

1020

1010

1000

990

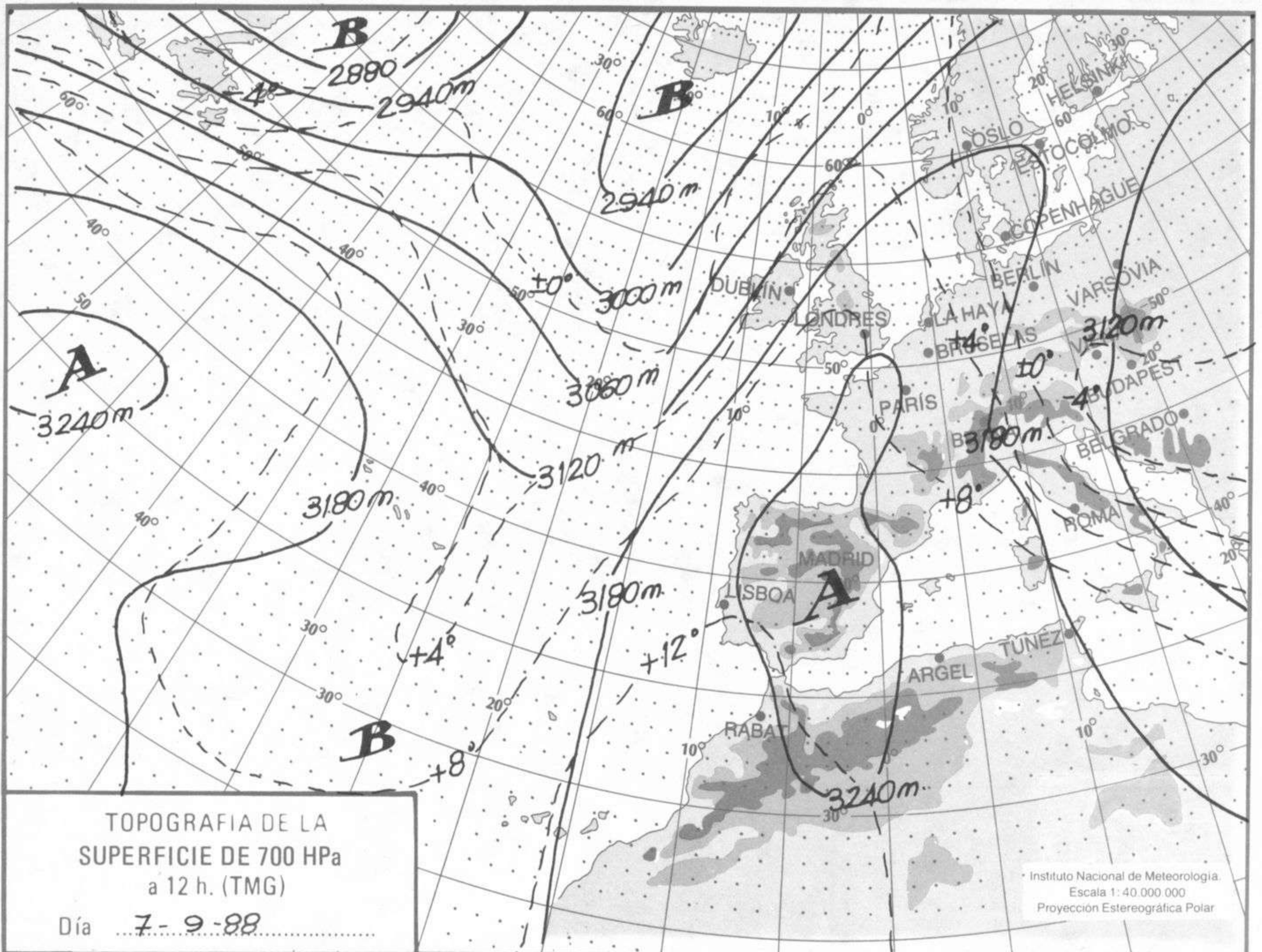
980

970

960

950

940



m./h.

200

190

180

170

160

150

140

130

120

110

100

90

80

70

60

50

40

30

20

10

