



# BOLETIN METEOROLOGICO DIARIO

MADRID, JUEVES

19 de ABRIL

de 1984

Núm. 110

Sec. de Publicaciones del Instituto Nacional de Meteorología, Ciudad Universitaria, Apartado de Correos 285, Madrid (España)  
Teléf.: \*(341) (91) 244 35 00 - Fonometeo Madrid (información local zona Centro): 094 - Fonometeo España: (91) 232 69 40

| Estaciones      | Temperatura |      | Precipitación |       | Horas de sol | Estaciones      | Temperatura |      | Precipitación |       | Horas de sol | Estaciones        | Temperatura |      | Precipitación |       | Horas de sol |
|-----------------|-------------|------|---------------|-------|--------------|-----------------|-------------|------|---------------|-------|--------------|-------------------|-------------|------|---------------|-------|--------------|
|                 | Máx.        | Min. | Día           | Noche |              |                 | Máx.        | Min. | Día           | Noche |              |                   | Máx.        | Min. | Día           | Noche |              |
| La Coruña ...   | 20          | 11   |               |       | 10.7         | Navacerrada     |             |      |               |       | 12.3         | Castellón ...     | 20          | 8    |               |       | 11.5         |
| Monteventoso    | 19          | 11   |               |       |              | Madrid/Barajas  |             |      |               |       | 9.8          | Valencia (A)      | 20          | 8    |               |       | 9.2          |
| El Ferrol ...   |             |      |               |       |              | Madrid (C.Un.)  |             |      |               |       | 10.8         | Valencia ...      | 19          | 10   |               |       | 11.4         |
| Lugo (P.C.) ... | 23          | 5    |               |       | 10.7         | Madrid (Retiro) | 21          |      |               |       | 11.9         | Alicante (A)      | 20          | 9    |               |       | 11.2         |
| Santiago de C.  | 26          | 5    |               |       | 10.7         | Guadalajara...  | 22          |      |               |       | 12.0         | Alicante ...      | 20          | 8    |               |       | 10.9         |
| Pontevedra ...  | 24          | 10   |               |       | 10.7         | Toledo ...      | 23          |      |               |       | 11.7         | Murcia (A) ...    | 22          | 7    |               |       | 9.6          |
| Vigo (A) ...    | 23          | 13   |               |       | 9.9          | Cuenca ...      | 20          | 5    |               |       | 12.1         | Murcia ...        | 22          | 5    |               |       | 10.1         |
| Vigo ...        | 22          | 13   |               |       | 10.9         | Molina de A.    | 20          | 0    |               |       | 11.0         | Cartagena ...     | 17          | 10   |               |       |              |
| Orense ...      | 24          | 7    |               |       | 11.4         | Ciudad Real     | 23          | 7    |               |       | 11.8         | San Javier ...    | 19          | 9    |               |       | 9.2          |
| Ponferrada ...  | 24          | 8    |               |       | 11.6         | Albacete (A)    | 21          | 6    |               |       | 9.9          | Sevilla (A) ...   | 26          | 13   |               |       | 10.9         |
| Avilés (A) ...  | 18          | 7    |               |       | 10.1         | Cáceres ...     | 23          | 10   |               |       | 9.9          | Córdoba (A)       | 26          | 10   |               |       | 11.4         |
| Gijón ...       | 16          | 6    |               |       | 10.0         | Badajoz (A)     | 26          | 11   |               |       | 10.6         | Jaén ...          | 21          | 9    |               |       | 10.3         |
| Oviedo ...      | 21          | 11   |               |       | 11.8         | Vitoria (A) ... | 20          | 2    |               |       | 11.3         | Granada (A)       | 25          | 8    |               |       | 10.8         |
| Santander (A)   | 17          | 4    |               |       | 8.8          | Logroño ...     | 22          | 3    |               |       | 11.7         | Huelva ...        | 24          | 14   |               |       | 11.3         |
| Santander ...   | 16          | 8    |               |       | 11.6         | Logroño (A)     | 22          | 4    |               |       | 12.0         | Jerez de la F.(A) | 24          | 11   |               |       | 12.0         |
| Bilbao (A) ...  | 19          | 5    |               |       | 9.1          | Pamplona ...    | 22          | 3    |               |       | 11.8         | Cádiz ...         | 24          | 15   |               |       | 11.5         |
| San Sebastián   | 14          | 9    |               |       | 12.6         | Huesca (A) ...  | 20          | 7    |               |       | 11.9         | Tarifa ...        | 17          | 15   |               |       | 8.5          |
| S.Sebastián (A) | 18          | 4    |               |       | 11.2         | Daroca ...      | 21          | 3    |               |       | 11.6         | Málaga (A) ...    | 20          | 11   |               |       | 9.5          |
| León (A) ...    | 21          | 7    |               |       | 12.5         | Zaragoza (A)    | 22          | 6    |               |       | 9.4          | Almería (A)       | 23          | 13   |               |       | 9.0          |
| Zamora ...      | 21          | 6    |               |       | 12.2         | Zaragoza ...    | 22          | 5    |               |       |              | Palma de M.(A)    | 18          | 3    |               |       | 11.3         |
| Palencia ...    |             |      |               |       |              | Calamocha ...   |             |      |               |       |              | Mahón (A) ...     | 16          | 8    |               |       | 10.0         |
| Burgos (A) ...  | 20          | 1    |               |       | 11.3         | Teruel ...      | 21          | 5    |               |       |              | Ibiza (A) ...     | 18          | 8    |               |       | 11.2         |
| Burgos ...      |             |      |               |       |              | Lérida ...      | 21          | 6    |               |       | 12.0         | S.C.de Tenerife   | 21          | 16   |               |       | 9.7          |
| Valladolid (A)  | 20          | 4    |               |       | 13.0         | Gerona (A) ...  | 18          | 4    |               |       | 9.4          | Tenerife Norte(A) | 20          | 10   |               |       |              |
| Valladolid ...  | 22          | 2    |               |       | 11.1         | Barcelona ...   | 17          | 9    |               |       |              | Tenerife Sur (A)  | 24          | 17   |               |       | 10.2         |
| Soria ...       | 22          | 4    |               |       | 10.9         | Barcelona (A)   | 17          | 8    |               |       | 10.1         | Izaña ...         | 18          | 9    |               |       | 11.9         |
| Salamanca ...   |             |      |               |       |              | Reus (A) ...    | 17          | 8    |               |       | 11.0         | Las Palmas (A)    | 22          | 17   |               |       | 10.7         |
| Salamanca (A)   | 20          | 5    |               |       | 10.2         | Tarragona ...   | 17          | 10   |               |       | 11.7         | Fuerteventura(A)  | 21          | 17   |               |       | 7.5          |
| Avila ...       | 19          | 2    |               |       | 11.3         | Tortosa ...     |             | 8    |               |       | 11.8         | Lanzarote (A)     | 23          | 14   |               |       | 10.8         |
| Segovia ...     | 20          | 7    |               |       | 12.2         | Montseny ...    | 9           | 2    |               |       | 7.0          | La Palma (A)      | 21          | 17   |               |       | 6.7          |
|                 |             |      |               |       |              |                 |             |      |               |       |              | Hierro (A) ...    | 22          | 17   |               |       | 9.0          |
|                 |             |      |               |       |              |                 |             |      |               |       |              | Ceuta ...         | 18          | 16   |               |       | 6.3          |
|                 |             |      |               |       |              |                 |             |      |               |       |              | Melilla ...       | 19          | 13   |               |       | 8.7          |

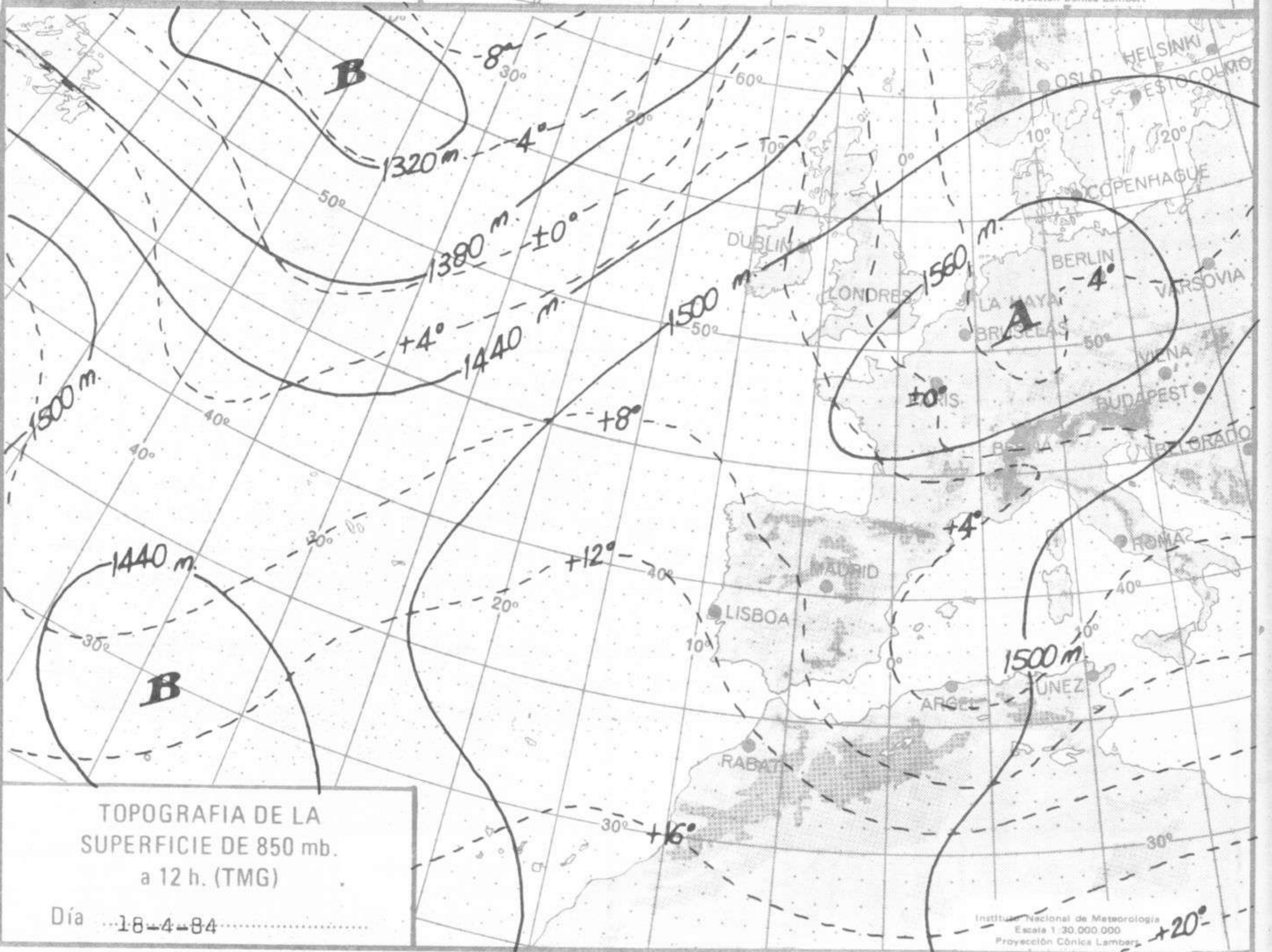
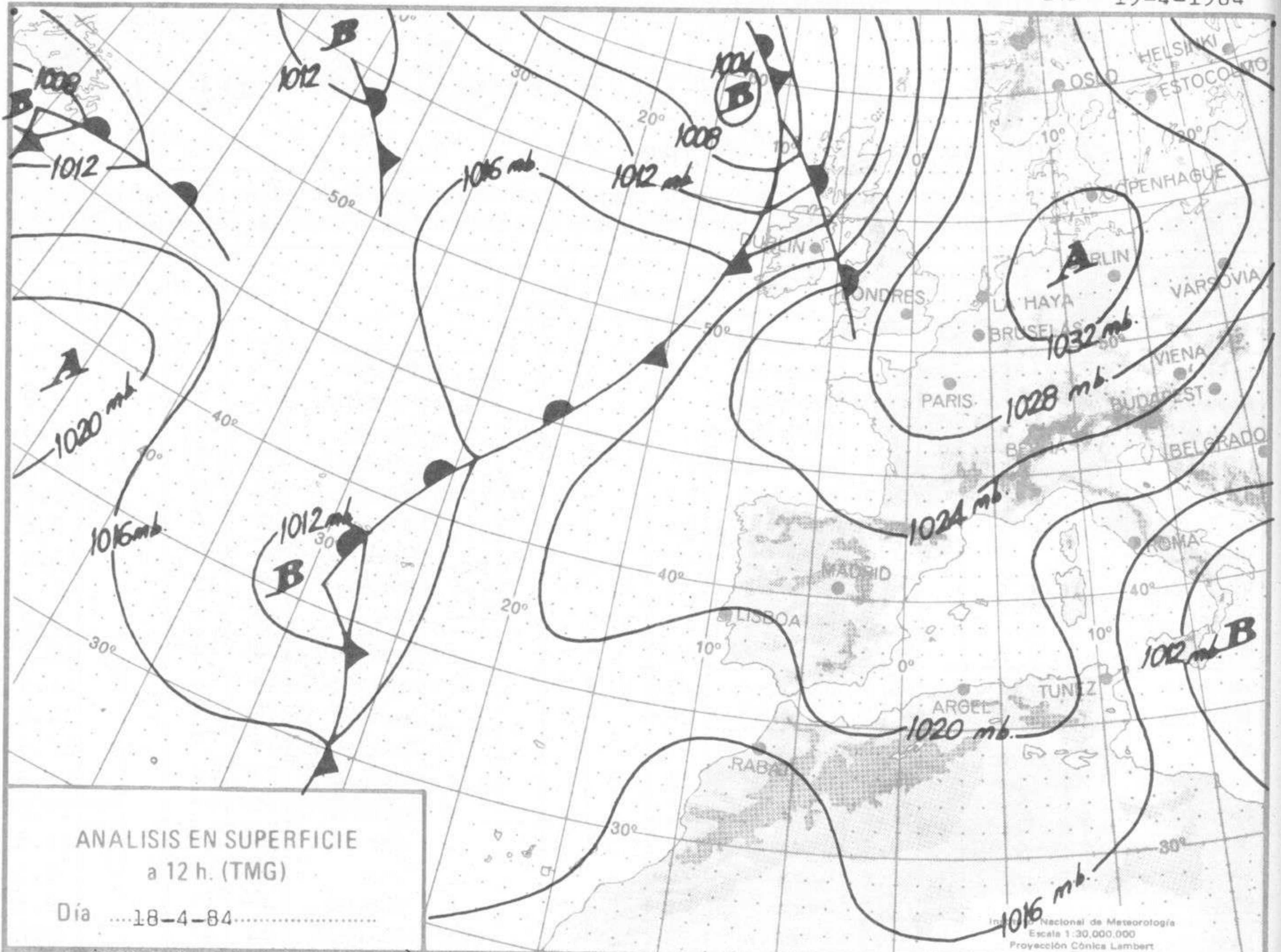
NOTA.- Las máximas y precipitaciones (día) son de 06 a 18 (TMG) de ayer. Las mínimas y las precipitaciones (noche) son de 18 (TMG) de ayer a 06 (TMG) de hoy. Las horas de sol son de ayer.

## INFORMACION GENERAL

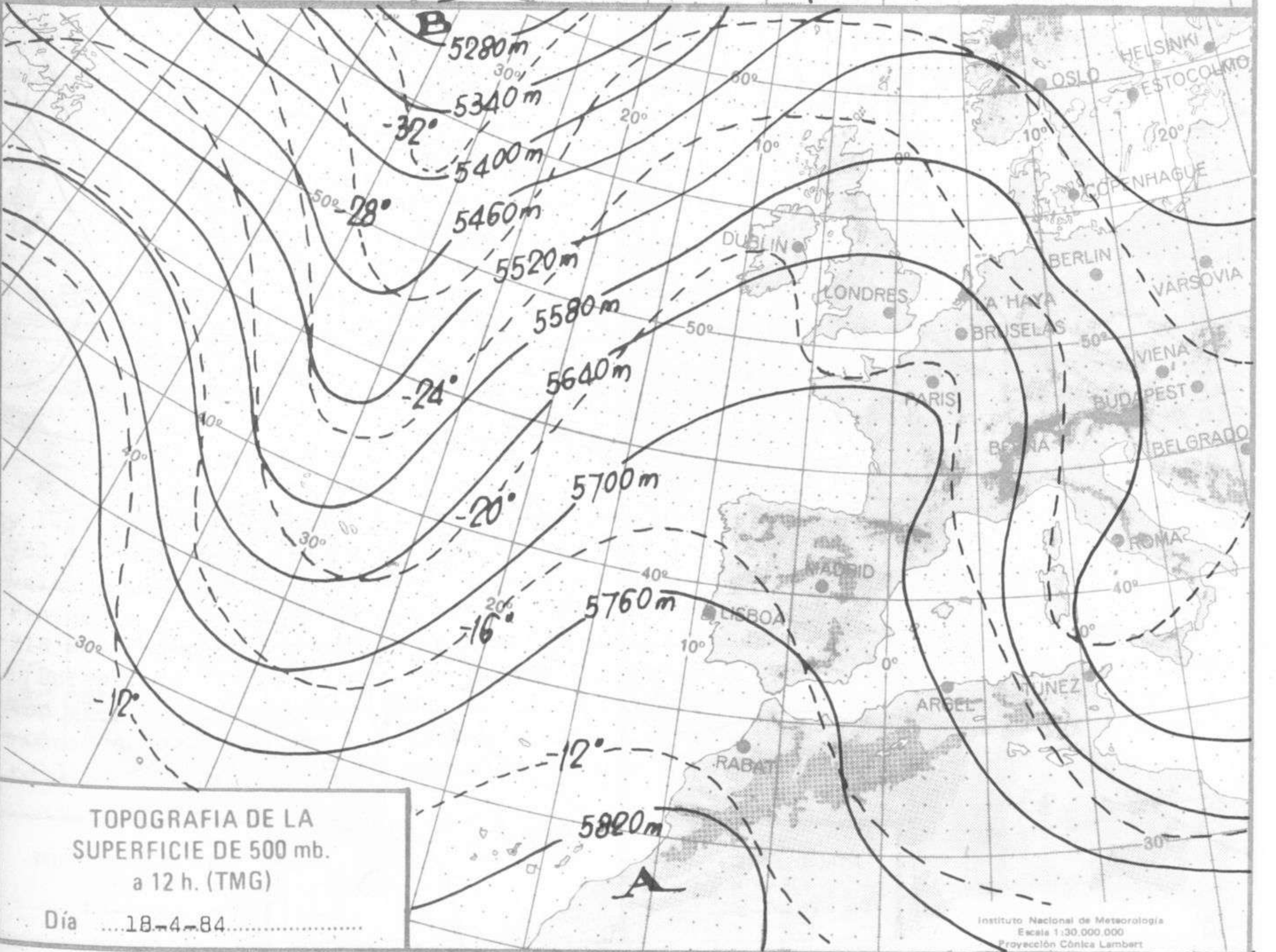
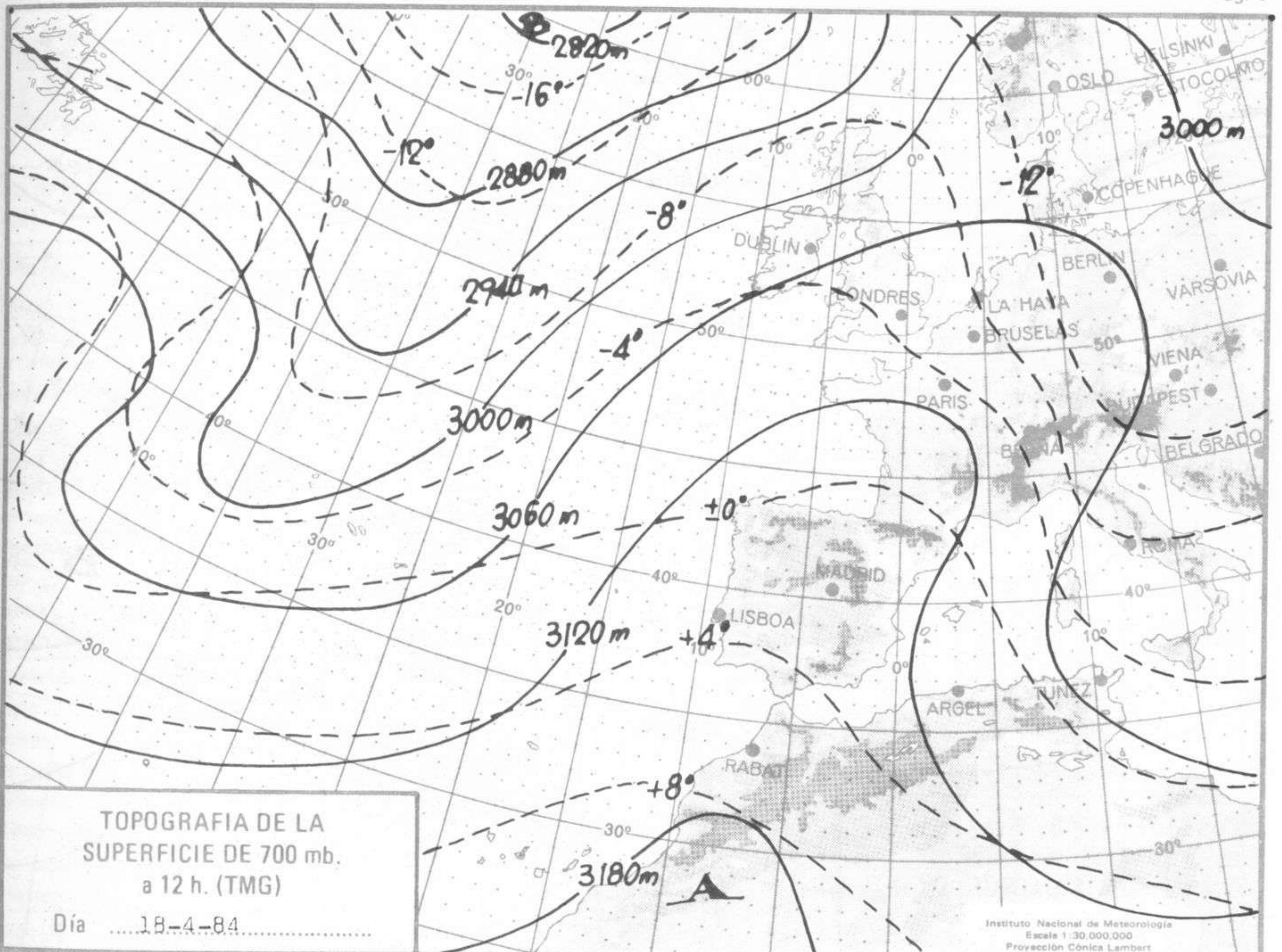
Baja de 1000 mb. en 64° N. 13° W. otra de 1016 mb. en 38° N. 39° W. otra de 1013 mb. en 40° N. 18° W. Anticiclón de 1032 mb. en 50° N. 10° E. otro de 1024 mb. en 39° N. 04° E. En altura hay corriente de componente Norte moderada y estratificación estable. Isoceros: Madrid 3450 m. La Coruña 3300 m. Palma 2900 m. Tenerife 4200 m. Gibraltar 3700 m. y Lisboa NIL.

Ha habido nubosidad variable de tipo medio y alto en la vertiente atlántica peninsular, Sureste, Costa del Sol y Canarias. Las temperaturas fueron altas las máximas y frescas las mínimas. Los vientos soplaron flojos de dirección variable.

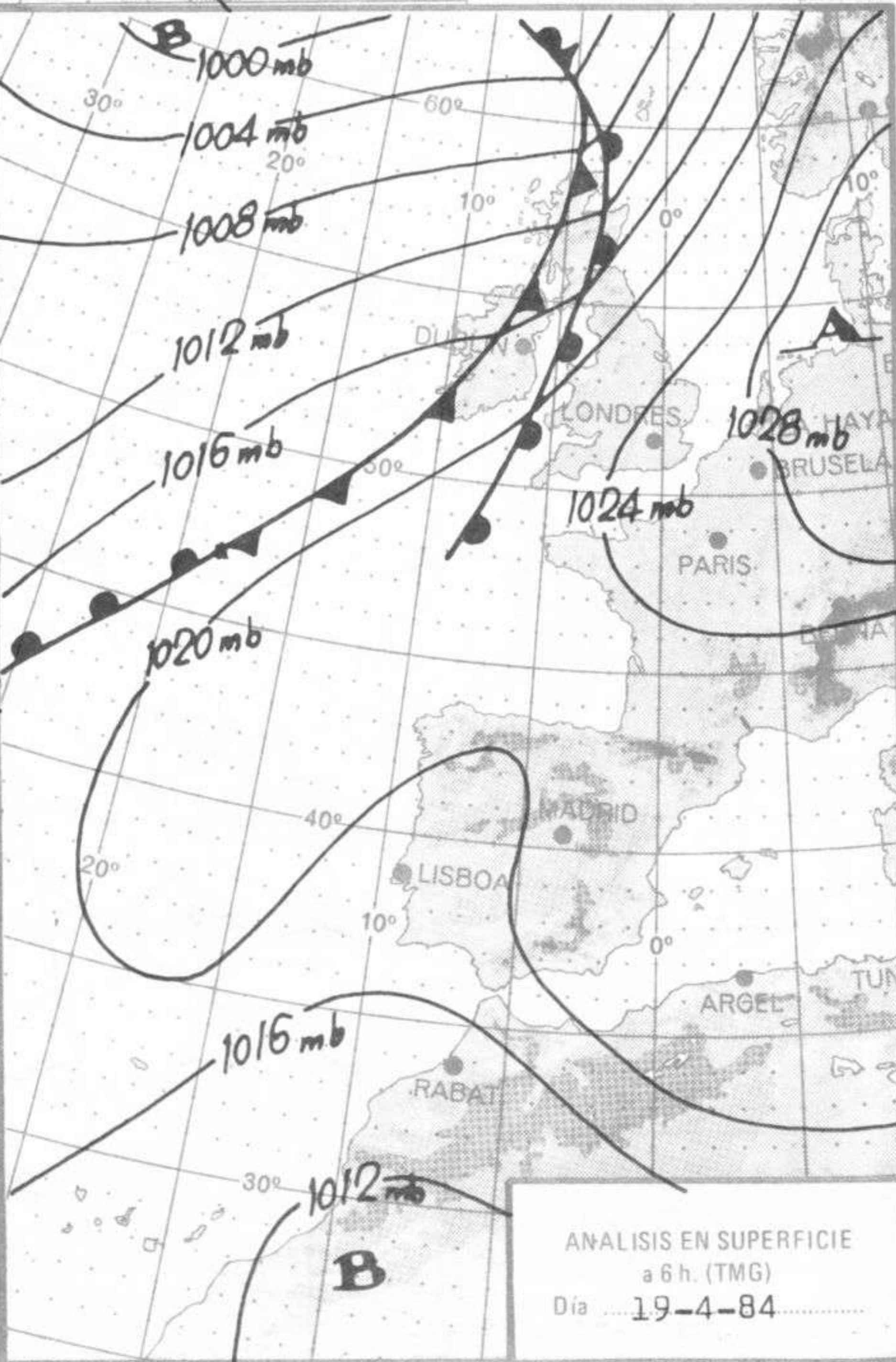
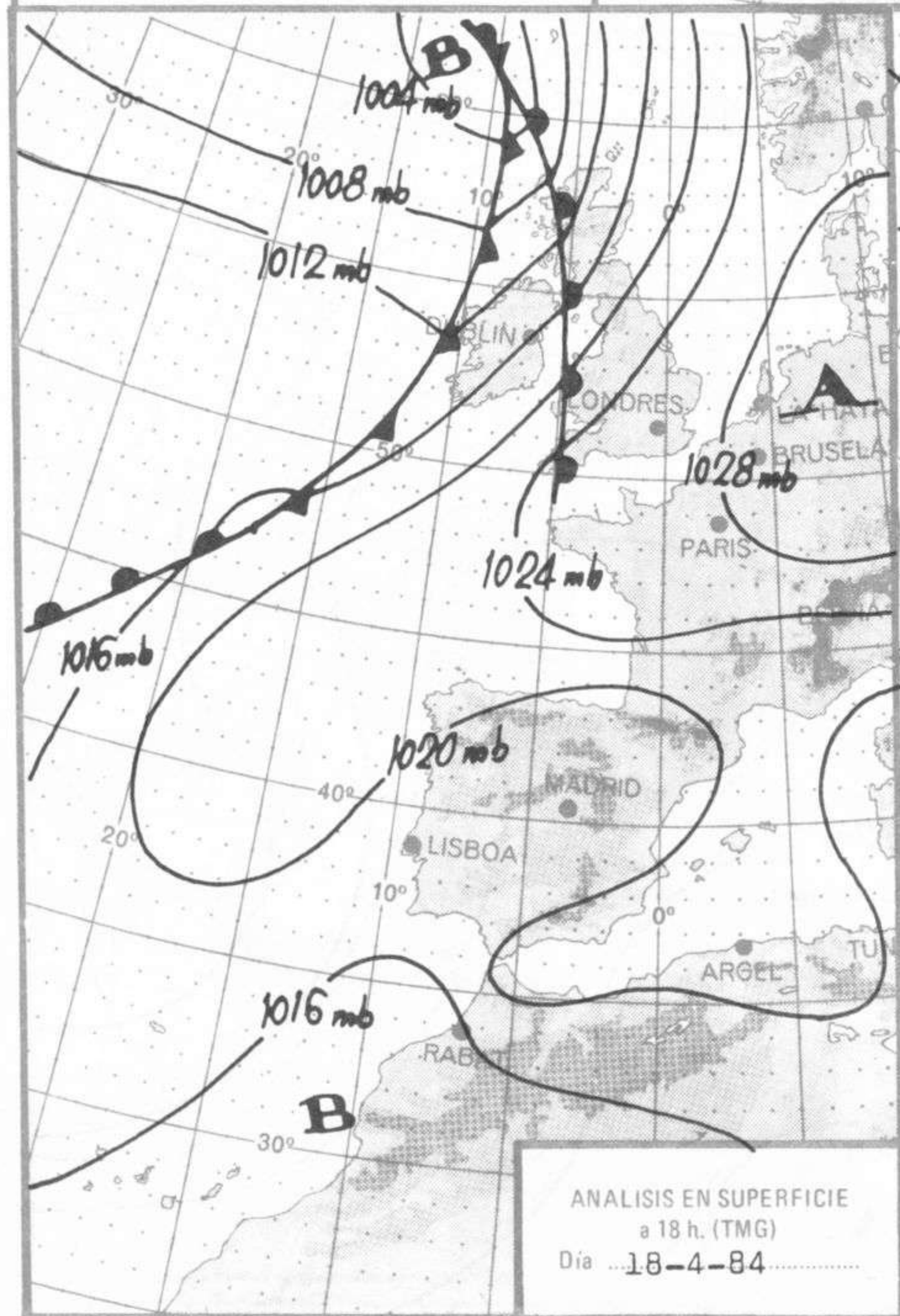
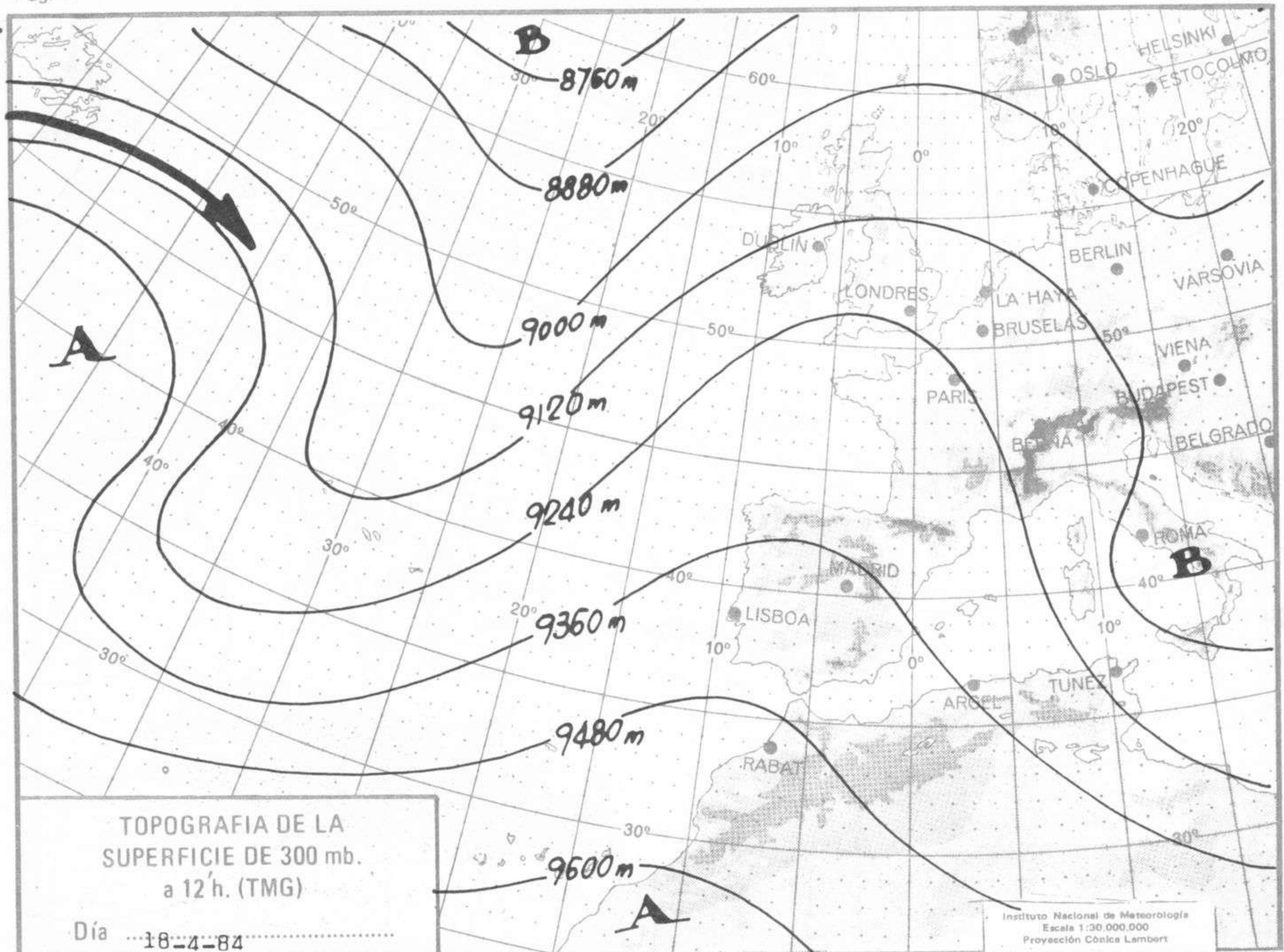












Imp. Sección de Publicaciones del Instituto Nacional de Meteorología