

# DIRECCIÓN GENERAL DEL INSTITUTO GEOGRÁFICO Y ESTADÍSTICO

AÑO XXIII

BOLETÍN

1915

Núm. 45

DEL

14 de Febrero

## OBSERVATORIO CENTRAL METEOROLÓGICO

### Observaciones del Extranjero

| Observaciones de la mañana á las 7 <sup>h</sup> |                         |                      |             |           |                  |                      |                      |                                 |                           | Id. en las 24 horas |                                |             | Id. de la vispera por la tarde |                 |                      |                      |  |
|---|-------------------------|----------------------|-------------|-----------|------------------|----------------------|----------------------|---------------------------------|---------------------------|---------------------|--------------------------------|-------------|--------------------------------|-----------------|----------------------|----------------------|--|
| Estaciones                                      | Barómetro               |                      | Temperatura | Viento    |                  | Estado del cielo     | Estado del mar       | Lluvia ó nieve                  | Temp. extr. <sup>as</sup> |                     | Barom. á 0° y al nivel del mar | Temperatura | Viento                         |                 | Estado del cielo     |                      |  |
|   | á 0° y al nivel del mar | Variación en 3 horas |             | Dirección | F <sup>ca</sup>  |                      |                      |                                 | Max. <sup>a</sup>         | Min. <sup>a</sup>   |                                |             | Dirección                      | F <sup>ca</sup> |                      |                      |  |
| Escandinavia                                    | Bodo                    | 748.4                | +0.6        | -7        | E                | 4                    | A <sup>o</sup>       | Ni <sup>o</sup>                 | -2                        | -8                  | 751.3                          | -4          | E                              | 4               | A <sup>o</sup>       |                      |  |
|   | Cristiansund            | 745.6                | +0.3        | 0         | Cal <sup>o</sup> | 0                    | e. nub. <sup>o</sup> | Ni <sup>o</sup>                 | 1                         | 1                   | 748.3                          | 1           | Cal <sup>o</sup>               | 0               | e. nub. <sup>o</sup> |                      |  |
|   | Shudesnoes              |                      |             |           |                  |                      |                      | Nub.                            |                           |                     |                                |             |                                |                 |                      |                      |  |
| Europa Oriental y Central                       | Riga                    |                      |             |           |                  |                      |                      |                                 |                           |                     |                                |             |                                |                 |                      |                      |  |
|   | Moscou                  |                      |             |           |                  |                      |                      |                                 |                           |                     |                                |             |                                |                 |                      |                      |  |
|   | Nicolaiew               |                      |             |           |                  |                      |                      |                                 |                           |                     |                                |             |                                |                 |                      |                      |  |
|   | Feldkirch               |                      |             |           |                  |                      |                      |                                 |                           |                     |                                |             |                                |                 |                      |                      |  |
|   | Czernowitz              |                      |             |           |                  |                      |                      |                                 |                           |                     |                                |             |                                |                 |                      |                      |  |
|   | Cracovia                |                      |             |           |                  |                      |                      |                                 |                           |                     |                                |             |                                |                 |                      |                      |  |
|   | Pola                    |                      |             |           |                  |                      |                      |                                 |                           |                     |                                |             |                                |                 |                      |                      |  |
|   | Viena                   |                      |             |           |                  |                      |                      |                                 |                           |                     |                                |             |                                |                 |                      |                      |  |
| Berlin  |                         |                      |             |           |                  |                      |                      |                                 |                           |                     |                                |             |                                |                 |                      |                      |  |
| Berna   |                         |                      |             |           |                  |                      |                      |                                 |                           |                     |                                |             |                                |                 |                      |                      |  |
| Islas Británicas                                | Stornoway               |                      |             |           |                  |                      |                      |                                 |                           |                     |                                |             |                                |                 |                      |                      |  |
|   | Shields                 |                      |             |           |                  |                      |                      |                                 |                           |                     |                                |             |                                |                 |                      |                      |  |
|   | Valentia                |                      |             |           |                  |                      |                      |                                 |                           |                     |                                |             |                                |                 |                      |                      |  |
| Francia   | Gris Nez                |                      |             |           |                  |                      |                      |                                 |                           |                     |                                |             |                                |                 |                      |                      |  |
|   | St. Mathieu             |                      |             |           |                  |                      |                      |                                 |                           |                     |                                |             |                                |                 |                      |                      |  |
|   | Isla de Aix             |                      |             |           |                  |                      |                      |                                 |                           |                     |                                |             |                                |                 |                      |                      |  |
|   | Biarritz                |                      |             |           |                  |                      |                      |                                 |                           |                     |                                |             |                                |                 |                      |                      |  |
|   | Paris                   |                      |             |           |                  |                      |                      |                                 |                           |                     |                                |             |                                |                 |                      |                      |  |
|   | Clermont                |                      |             |           |                  |                      |                      |                                 |                           |                     |                                |             |                                |                 |                      |                      |  |
| Italia  | Perpiñán                |                      |             |           |                  |                      |                      |                                 |                           |                     |                                |             |                                |                 |                      |                      |  |
|   | Cabo Sicié              |                      |             |           |                  |                      |                      |                                 |                           |                     |                                |             |                                |                 |                      |                      |  |
|   | Nika                    |                      |             |           |                  |                      |                      |                                 |                           |                     |                                |             |                                |                 |                      |                      |  |
|   | Liorna                  |                      |             |           |                  |                      |                      |                                 |                           |                     |                                |             |                                |                 |                      |                      |  |
| Portugal  | Roma                    |                      |             |           |                  |                      |                      |                                 |                           |                     |                                |             |                                |                 |                      |                      |  |
|   | Cagliari                |                      |             |           |                  |                      |                      |                                 |                           |                     |                                |             |                                |                 |                      |                      |  |
|   | Palermo                 |                      |             |           |                  |                      |                      |                                 |                           |                     |                                |             |                                |                 |                      |                      |  |
|   | Porto                   | 762.3                | +0.9        | 8.2       | W                | 5                    | e. nub. <sup>o</sup> | Ni <sup>o</sup> g <sup>ra</sup> | 11                        | 12                  | 4                              | 760.5       | 8.9                            | NW              | 5                    | e. nub. <sup>o</sup> |  |
|   | Lisboa                  |                      |             |           |                  |                      |                      |                                 |                           |                     |                                |             |                                |                 |                      |                      |  |
|   | Lagos                   | 764.7                | +1.2        | 9.1       | Cal <sup>o</sup> | 0                    | e. nub. <sup>o</sup> | Ni <sup>o</sup>                 | 4                         | 16                  | 9                              | 761.7       | 14                             | NW              | 2                    | e. nub. <sup>o</sup> |  |
|   | Horta                   | 767.3                | 0.0         | 11.7      | NNE              | 3                    | e. nub. <sup>o</sup> | Ni <sup>o</sup> de              | 5                         | 16                  | 11                             | 767.6       | 12.1                           | NNE             | 2                    | Nub.                 |  |
| Flores  | 767.8                   | -0.1                 | 12.6        | WSW       | 2                | e. nub. <sup>o</sup> | Ni <sup>o</sup> de   | 7                               | 15                        | 11                  | 768.5                          | 12.2        | Cal <sup>o</sup>               | 0               | Nub.                 |                      |  |
| Punta Delgada                                   | 767.4                   | +0.2                 | 11.5        | NE        | 1                | Bruma                | Ni <sup>o</sup> de   | 2                               | 15                        | 12                  | 767.3                          | 12.1        | NE                             | 2               | Bruma                |                      |  |
| Funchal   | 768.7                   | +0.2                 | 14          | NW        | 3                | e. nub. <sup>o</sup> | Ni <sup>o</sup> de   | 2                               | 18                        | 12                  | 768.0                          | 17          | W                              | 4               | e. nub. <sup>o</sup> |                      |  |
| Marruecos y Argelia                             | Tanger                  | 764.6                |             | 12.4      | NNW              | 5                    | e. nub. <sup>o</sup> | Ni <sup>o</sup>                 | 12                        | 15                  | 11                             | 762.7       | 15.2                           | WSW             | 5                    | e. nub. <sup>o</sup> |  |
|   | Oran                    |                      |             |           |                  |                      |                      |                                 |                           |                     |                                |             |                                |                 |                      |                      |  |
|   | Laghouat                |                      |             |           |                  |                      |                      |                                 |                           |                     |                                |             |                                |                 |                      |                      |  |
|   | Argel                   |                      |             |           |                  |                      |                      |                                 |                           |                     |                                |             |                                |                 |                      |                      |  |
|   | Cap de Garde            |                      |             |           |                  |                      |                      |                                 |                           |                     |                                |             |                                |                 |                      |                      |  |
| Tunex   |                         |                      |             |           |                  |                      |                      |                                 |                           |                     |                                |             |                                |                 |                      |                      |  |
| Biskra  |                         |                      |             |           |                  |                      |                      |                                 |                           |                     |                                |             |                                |                 |                      |                      |  |

### Radiogramas

Precios de suscripción

Un año...18...pesetas . Un semestre...9...pesetas.

Administrador

Habilitado del material de la Dirección general del Instituto Geográfico y Estadístico. Madrid

Dirección : Adresse : Address :

Señor

Jefe del Observatorio Central Meteorológico

Parque del Retiro

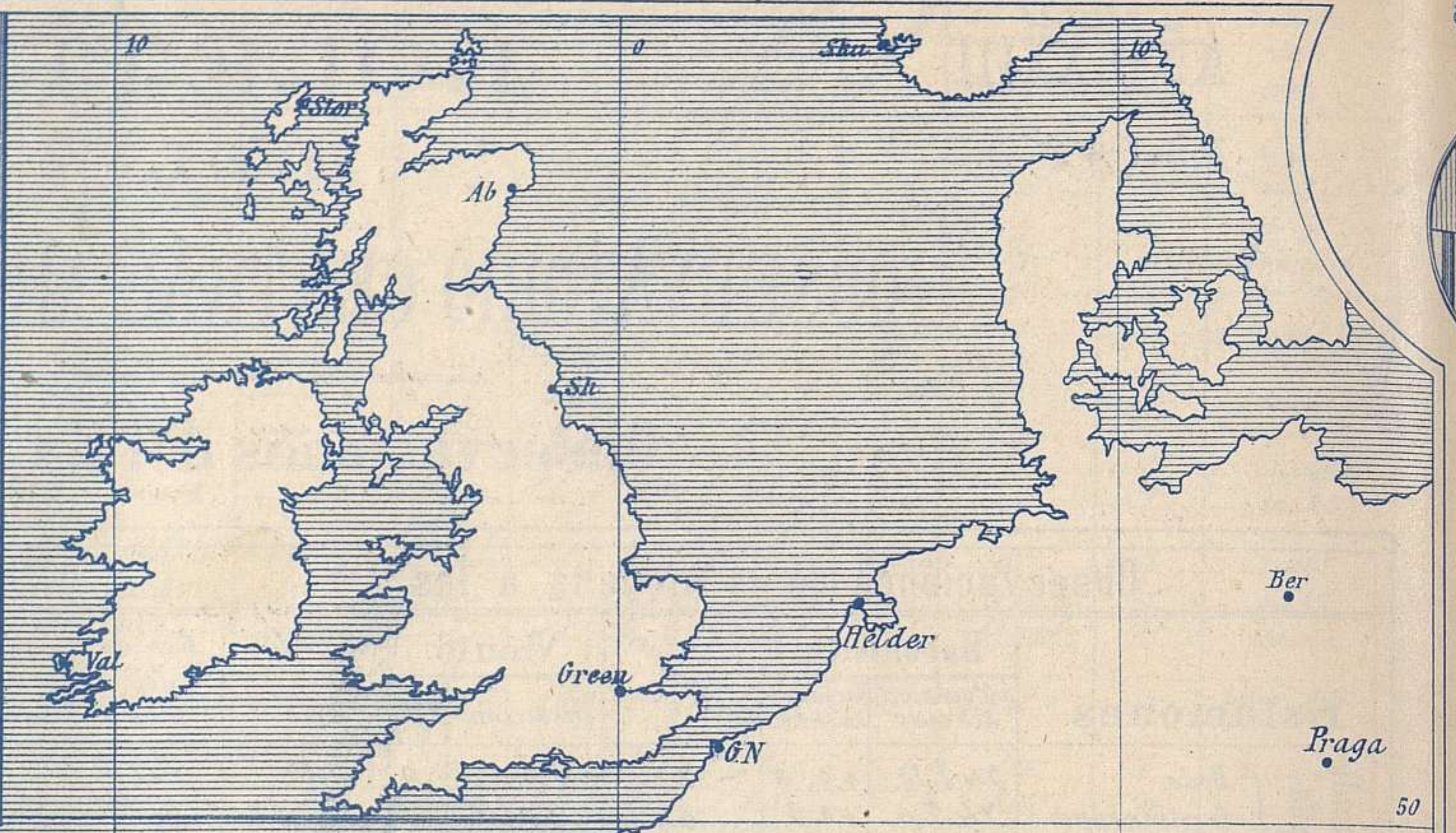
Madrid. (ESPAÑA)

Apartado n.º 285.

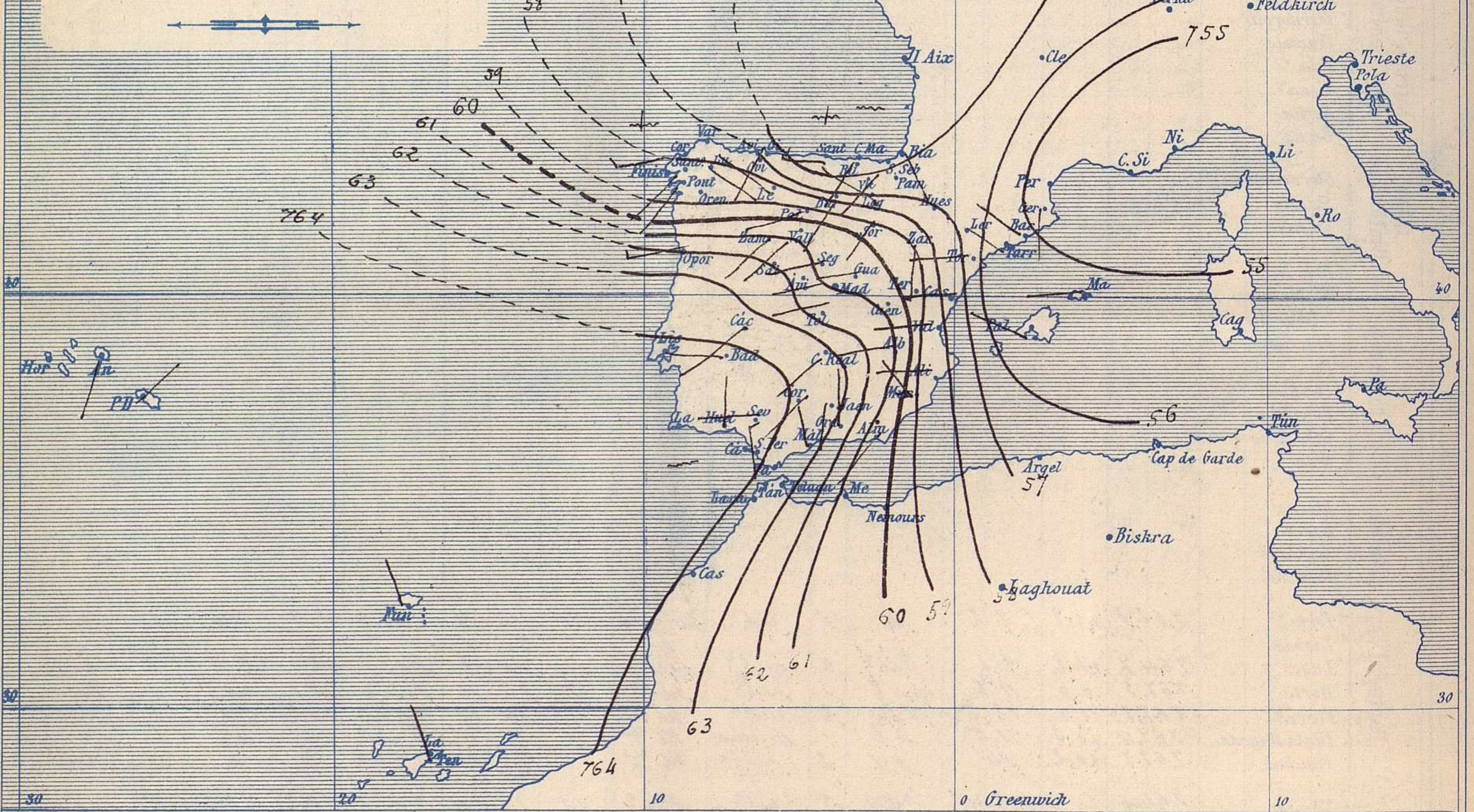


Signos convencionales

| Fuerza del viento         | Cielo       | Mar               |
|---------------------------|-------------|-------------------|
| 0 Calma                   | ○ Despejado | { Llana           |
| 1 Ventolina               | ○ Con nubes | { Rizada          |
| 2 Muy flojo               | ⊖ Bruma     | { Marejada        |
| 3 Flojo                   | ⊗ Niebla    | { Picada          |
| 4 Bonancible (Moderado)   | ⊙ Nieve     | { Marejada gruesa |
| 5 Fresquito (Algo fuerte) | ● Lluvia    | { Gruesa          |
| 6 Fresco (Fuerte)         | ⚡ Tormenta  | { Muy gruesa      |
| 7 Duro                    |             | { Arbolada        |
| 8 Muy duro                |             | { Muy arbolada    |
| 9 Temporal                |             |                   |



Presión atmosférica y vientos



Estado general

Toda Francia se halla invadida por un área de perturbación atmosférica que presenta dos núcleos de mayor intensidad; su influjo alcanza a gran parte de la península Ibérica, por lo cual las lluvias registradas se extienden sobre casi toda España y los vientos son moderados de la región del Oeste.

La temperatura máxima de ayer fue de 21 grados en Murcia y Málaga y la mínima de hoy ha sido de 2 grados bajo cero en León

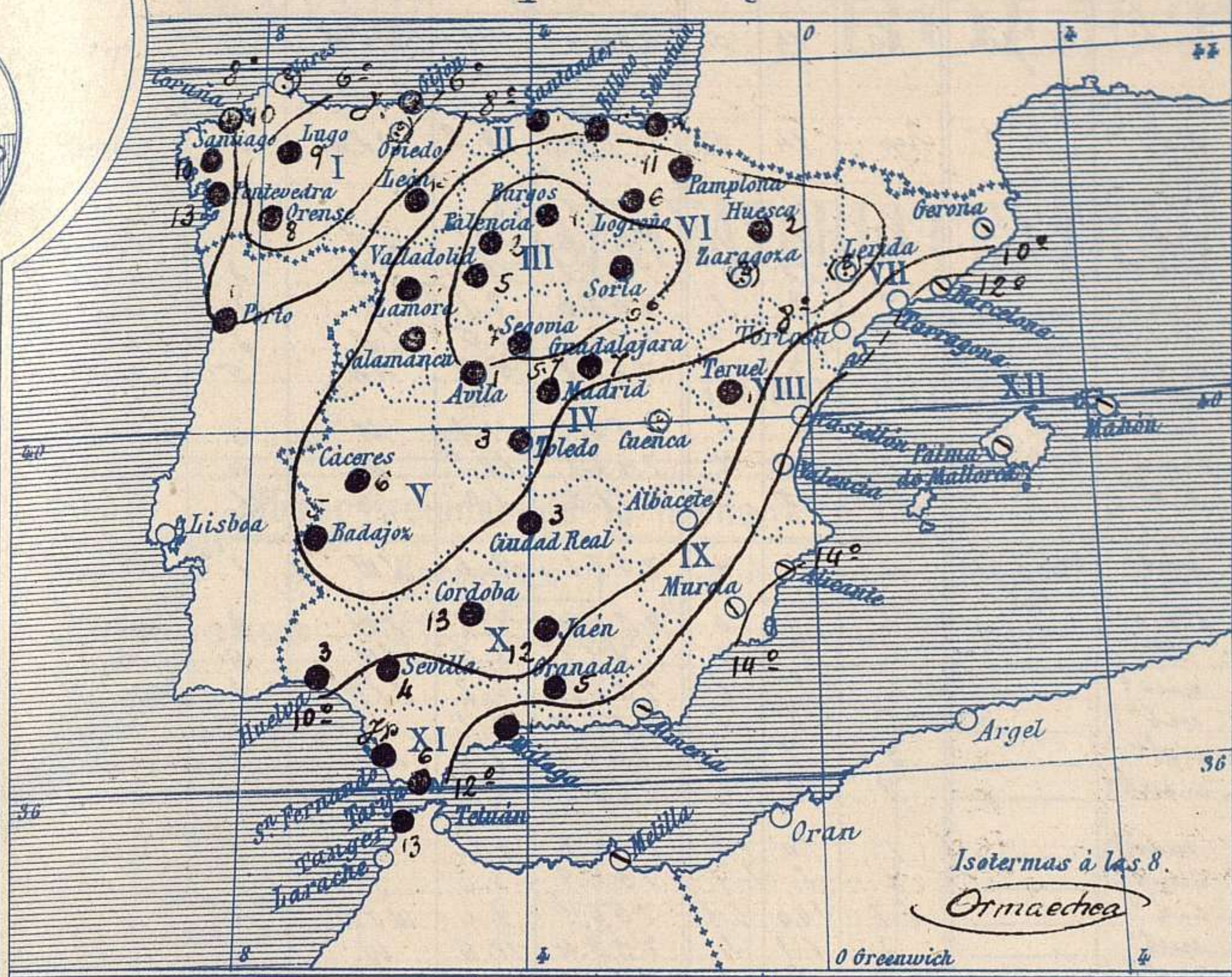
*Sánchez*

El Director general: Martin Sánchez

El Ingeniero Geógrafo Jefe del Observatorio. J. Galbis



Temperaturas y Lluvias



EN LAS REGIONES

- I
- II
- III
- IV
- V
- VI
- VII
- VIII
- IX
- X
- XI
- XII

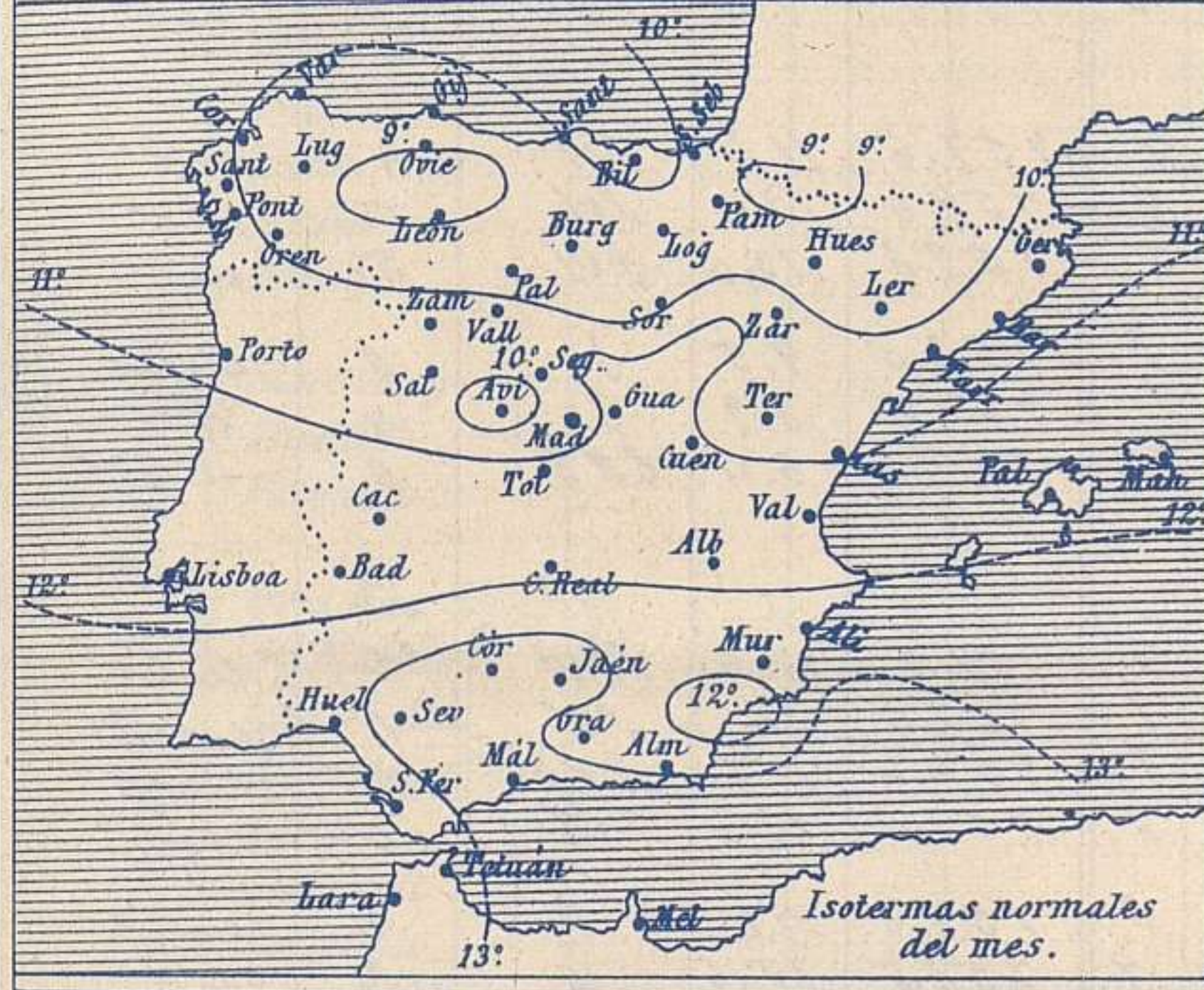
Tiempo probable

No se hace prediccion

Los números colocados al lado de ● designan m/m de lluvia recogida.

Telegrama para las Comandancias de Marina depositado a las.....h.....m

No se curso telegrama



Observaciones de Madrid entre 12<sup>h</sup> del dia 13 y 12<sup>h</sup> del dia 14

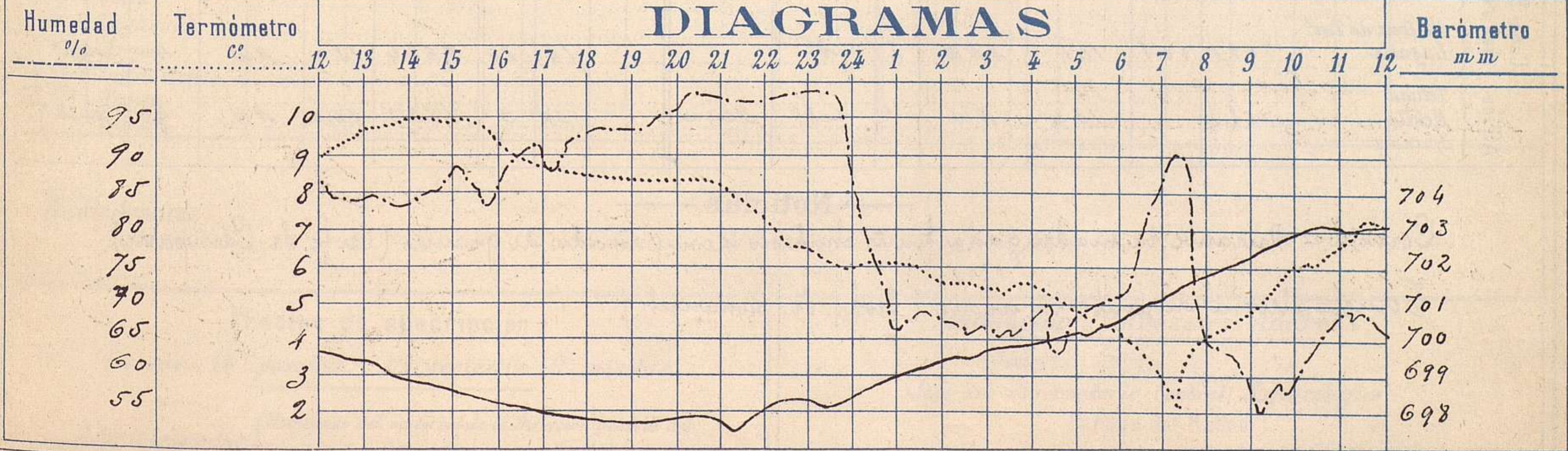
PARQUE DEL RETIRO (Altitud 667 m<sup>s</sup>)

Observaciones aerológicas

Hora.....

| Hora | Barómetro<br>m m | Termómetro<br>C° | Humedad<br>o/o | Viento    |                       | Lluvia<br>o Nieve | Estado<br>del Cielo | Notas   | Alturas | Dirección<br>del viento | Fuerza<br>0 a 9 | Alturas | Dirección<br>del viento | Fuerza<br>0 a 9 |
|------|------------------|------------------|----------------|-----------|-----------------------|-------------------|---------------------|---|---------|-------------------------|-----------------|---------|-------------------------|-----------------|
|      |                  |                  |                | Dirección | F <sup>xa</sup> 0 a 9 |                   |                     |   |         |                         |                 |         |                         |                 |
| 12   | 699.57           | 9.0              | 86             | WSW       | 3                     |                   | C lto               | Temp <sup>o</sup> máx <sup>o</sup> a la sombra 10.0 |         |                         |                 |         |                         |                 |
| 16   | 698.20           | 9.2              | 88             | WSW       | 4                     |                   | Fd                  | Fd. min <sup>o</sup> = 13 2.2                       |         |                         |                 |         |                         |                 |
| 20   | 697.83           | 8.3              | 97             | SW        | 2                     | 1.2               | Lluve               | Horas de Sol despejado en el                        |         |                         |                 |         |                         |                 |
| 24   | 698.60           | 6.0              | 84             | WNW       | 2                     | 4.5               | C lto               | dia de ayer   |         |                         |                 |         |                         |                 |
| 4    | 699.90           | 5.5              | 68             | W         | 2                     |                   | Nbso                |   |         |                         |                 |         |                         |                 |
| 8    | 701.88           | 4.2              | 65             | W         | 1                     |                   | C D lto             |   |         |                         |                 |         |                         |                 |
| 12   | 703.15           | 7.1              | 66             | WSW       | 2                     |                   | C C lto             |   |         |                         |                 |         |                         |                 |

DIAGRAMAS



# Observaciones de España

| Observaciones de la mañana á 8 horas |                                     |                      |             |           |                 |                  |                      |                                 |                           | Id. en las 24 horas |                                |             | Id. de la vispera á 16 horas |        |                      |                      |
|--------------------------------------|-------------------------------------|----------------------|-------------|-----------|-----------------|------------------|----------------------|---------------------------------|---------------------------|---------------------|--------------------------------|-------------|------------------------------|--------|----------------------|----------------------|
| Estaciones                           | Barómetro                           |                      | Temperatura | Viento    |                 | Estado del cielo | Estado del mar       | Lluvia ó nieve                  | Temp. extr. <sup>as</sup> |                     | Barom. á 0° y al nivel del mar | Temperatura | Viento                       |        | Estado del cielo     |                      |
|                                      | á 0° y al nivel del mar             | Variación en 3 horas |             | Dirección | F <sup>za</sup> |                  |                      |                                 | Max. <sup>a</sup>         | Min. <sup>a</sup>   |                                |             | Dirección                    | Fuerza |                      |                      |
| Región del N.W. I.                   | La Coruña                           | 757.4                | +0.5        | 8         | W.S.W           | 5                | sub. <sup>o</sup>    | M. <sup>a</sup> g <sup>ra</sup> | 10                        | 14                  | 5                              | 754.0       | 10                           | W.S.W  | 6                    | sub. <sup>o</sup>    |
|                                      | Vares                               |                      |             |           |                 |                  |                      |                                 |                           |                     |                                |             |                              |        |                      |                      |
|                                      | Avilés                              |                      |             |           |                 |                  |                      |                                 |                           |                     |                                |             |                              |        |                      |                      |
|                                      | Gijón                               | 755.9                | +0.8        | 5.4       | S.W             | 8                | c.d. <sup>o</sup>    | M. <sup>a</sup> g <sup>ra</sup> | 14                        | 5                   | 751.4                          | 10.8        | W.S.W                        | 3      | lluvia               |                      |
|                                      | Oniedo                              |                      |             |           |                 |                  |                      |                                 |                           |                     |                                |             |                              |        |                      |                      |
|                                      | Fluisterre                          |                      |             |           |                 |                  |                      |                                 |                           |                     |                                |             |                              |        |                      |                      |
|                                      | Santiago                            | 759.0                | +0.5        | 4.7       | S.W             | 3                | sub. <sup>o</sup>    |                                 | 10                        | 11                  | 4                              | 755.6       | 7.1                          | S.W    | 3                    | lluvia               |
|                                      | Pontevedra                          | 759.3                | +0.2        | 8.7       | S.W             | 2                | sub. <sup>o</sup>    |                                 | 12                        | 12                  | 5                              | 755.3       | 11.8                         | S.W    | 3                    | sub. <sup>o</sup>    |
| Región Cantábrica II                 | Lugo                                | 759.0                |             | 2.0       | S.W             | 2                | sub. <sup>o</sup>    |                                 | 9                         | 9                   | 1                              | 750.6       | 8.1                          | W      | 2                    | sub. <sup>o</sup>    |
|                                      | Orense                              | 759.2                | 0.0         | 4.5       | N.W             | 2                | lluvia               |                                 | 8                         | 12                  | 3                              | 756.3       | 9.5                          | S.W    | 3                    | sub. <sup>o</sup>    |
|                                      | León                                | 758.2                |             | 2.4       | N.W             | 6                | c.d. <sup>o</sup>    |                                 | 15                        | 7                   | 2                              | 751.8       | 5.8                          | N.W    | 5                    | sub. <sup>o</sup>    |
|                                      | Santander                           | 754.4                | +1.0        | 7.4       | W               | 7                | sub. <sup>o</sup>    | M. <sup>a</sup> g <sup>ra</sup> | 1                         | 14                  | 7                              | 750.2       | 11.1                         | W      | 0                    | sub. <sup>o</sup>    |
|                                      | Punta Galea                         | 753.3                | +0.2        | 8.2       | N.W             | 5                | c. sub. <sup>o</sup> | M. <sup>a</sup> g <sup>ra</sup> | 1                         | 14                  | 7                              | 748.9       | 10.9                         | W      | 4                    | sub. <sup>o</sup>    |
| Región del Duero III                 | Bilbao                              | 755.1                | +0.8        | 8         | S.W             | 2                | c.d. <sup>o</sup>    |                                 | 11                        | 15                  | 5                              | 751.5       | 10                           | N      | 1                    | lluvia               |
|                                      | Cabo Machichaco                     |                      |             |           |                 |                  |                      |                                 |                           |                     |                                |             |                              |        |                      |                      |
|                                      | San Sebastián                       | 756.2                | +1.5        | 10.0      | S.W             | 5                | sub. <sup>o</sup>    | Muy g <sup>ra</sup>             | 4                         | 11                  | 6                              | 752.1       | 9.6                          | S.W    | 1                    | lluvia               |
|                                      | Zamora                              | 760.4                | +1.0        | 3.2       | S.W             | 2                | c. sub. <sup>o</sup> |                                 | 2                         | 10                  | 0                              | 756.0       | 7.8                          | S.W    | 2                    | sub. <sup>o</sup>    |
| Región Central IV                    | Palencia                            | 760.0                |             | 1.2       | W.S.W           | 2                | sub. <sup>o</sup>    |                                 | 2                         | 9                   | 0                              | 753.5       | 7.5                          | S.W    | 6                    | lluvia               |
|                                      | Burgos                              | 759.2                | 0.0         | 0.0       | S.W             | 1                | sub. <sup>o</sup>    |                                 | 4                         | 9                   | -1                             | 751.8       | 2.8                          | S.P.W  | 2                    | lluvia               |
|                                      | Soria                               | 759.2                | +1.1        | -0.4      | S.W             | 6                | sub. <sup>o</sup>    |                                 | 5                         | 7                   | -1                             | 754.7       | 6.2                          | W      | 6                    | lluvia               |
|                                      | Valladolid                          | 760.7                | +1.8        | 1.0       | S.W             | 2                | c.d. <sup>o</sup>    |                                 | 5                         | 9                   | 1                              | 754.9       | 8.2                          | S.W    | 5                    | lluvia               |
|                                      | Salamanca                           | 761.5                | +1.0        | 2.2       | W               | 4                | c. sub. <sup>o</sup> |                                 | 9                         | 10                  | 1                              | 752.7       | 8.0                          | S.W    | 6                    | lluvia               |
| Región Extrem <sup>a</sup> Mancha V  | Ávila                               | 761.0                |             | -0.2      | N.W             | 5                | sub. <sup>o</sup>    |                                 | 1                         | 10                  | 0                              | 754.8       | 8.4                          | W      | 5                    | sub. <sup>o</sup>    |
|                                      | Segovia                             | 765.1                | +1.2        | 0.2       | W               | 2                | c. sub. <sup>o</sup> |                                 | 7                         | 8                   | -1                             | 754.9       | 7.0                          | S      | 0                    | sub. <sup>o</sup>    |
|                                      | Madrid                              | 761.1                | +1.8        | 4.2       | W               | 1                | c.d. <sup>o</sup>    |                                 | 5.7                       | 10.0                | 6.2                            | 756.1       | 9.2                          | W.S.W  | 4                    | sub. <sup>o</sup>    |
|                                      | Toledo                              | 762.1                | +0.8        | 4.4       | W               | 1                | sub. <sup>o</sup>    |                                 | 2                         | 12                  | 4                              | 756.4       | 11.6                         | W      | 2                    | sub. <sup>o</sup>    |
|                                      | Guadalajara                         | 760.2                | +1.4        | 2.8       | W               | 2                | c.d. <sup>o</sup>    |                                 | 7                         | 9                   | 2                              | 755.1       | 9.0                          | S.W    | 5                    | sub. <sup>o</sup>    |
| Región Alto Ebro VI                  | Caceres                             | 762.1                |             | 4.2       | S.W             | 2                | c.d. <sup>o</sup>    |                                 | 6                         | 11                  | 0                              | 757.6       | 11.2                         | S.W    | 4                    | sub. <sup>o</sup>    |
|                                      | Badajoz                             | 762.6                | +1.0        | 6.6       | W               | 1                | sub. <sup>o</sup>    |                                 | 5                         | 15                  | 6                              | 759.0       | 12.4                         | S.W    | 5                    | sub. <sup>o</sup>    |
|                                      | Ciudad Real                         | 763.1                | +2.0        | 5.0       | S.W             | 5                | sub. <sup>o</sup>    |                                 | 2                         | 12                  | 5                              | 759.2       | 10.0                         | S.W    | 5                    | sub. <sup>o</sup>    |
|                                      | Logroño                             | 756.4                |             | 4.6       | N.W             | 0                | sub. <sup>o</sup>    |                                 | 6                         | 10                  | 2                              | 752.0       | 9.5                          | S      | 0                    | lluvia               |
| Región Cataluña VII                  | Pamplona                            | 755.2                | 0.0         | 5.0       | W.N.W           | 0                | c.d. <sup>o</sup>    |                                 | 11                        | 8                   | 1                              | 750.5       | 8.9                          | S      | 4                    | sub. <sup>o</sup>    |
|                                      | Huesca                              | 756.6                | +0.5        | 4.0       | N.N.W           | 5                | sub. <sup>o</sup>    |                                 | 2                         | 9.0                 | 0.0                            | 755.2       | 6.4                          | S.N.W  | 0                    | sub. <sup>o</sup>    |
|                                      | Zaragoza                            |                      |             |           |                 |                  |                      |                                 |                           |                     |                                |             |                              |        |                      |                      |
|                                      | Lerida                              | 752.1                | +1.0        | 8.0       | S               | 0                | c.d. <sup>o</sup>    |                                 |                           |                     |                                |             |                              |        |                      |                      |
| Región Lavante VIII                  | Gerona                              | 754.7                | +0.4        | 12        | N.W             | 7                | sub. <sup>o</sup>    | M. <sup>a</sup> g <sup>ra</sup> | 14                        | 9                   | 751.7                          | 12.6        | S.P.W                        | 4      | sub. <sup>o</sup>    |                      |
|                                      | Barcelona                           | 755.2                |             | 10.5      | N.W             | 2                | c.d. <sup>o</sup>    | P. <sup>a</sup>                 | 12                        | 8                   | 752.5                          | 14          | S.W                          | 1      | c. sub. <sup>o</sup> |                      |
|                                      | Tarragona                           | 755.5                | +1.0        | 16.0      | W.N.W           | 4                | sub. <sup>o</sup>    |                                 | 14                        | 7                   | 754.4                          | 11.7        | N.N.W                        | 1      | c. sub. <sup>o</sup> |                      |
|                                      | Tortosa                             |                      |             |           |                 |                  |                      |                                 |                           |                     |                                |             |                              |        |                      |                      |
| Región Guadalupe IX                  | Teruel                              | 759.5                |             | 2.6       | N               | 0                | sub. <sup>o</sup>    |                                 | 1                         | 9                   | 3                              | 757.0       | 7.0                          | S      | 0                    | sub. <sup>o</sup>    |
|                                      | Castellón                           | 755.2                | +1.0        | 12.1      | W               | 1                | sub. <sup>o</sup>    | P. <sup>a</sup>                 | 17                        | 9                   | 752.5                          | 15.6        | W                            | 2      | c.d. <sup>o</sup>    |                      |
|                                      | Valencia                            | 758.1                | +2.4        | 12.2      | W               | 1                | sub. <sup>o</sup>    |                                 | 16                        | 10                  | 755.2                          | 16.2        | W.S.W                        | 2      | sub. <sup>o</sup>    |                      |
| Región Cuenca del Guadalquivir X     | Albacete                            | 761.2                | +2.0        | 5.0       | W               | 5                | c.d. <sup>o</sup>    |                                 | 7                         | 4                   | 758.2                          | 11.2        | W                            | 4      | c. sub. <sup>o</sup> |                      |
|                                      | Alicante                            | 758.2                | +2.0        | 14        | W.N.W           | 5                | sub. <sup>o</sup>    | P. <sup>a</sup>                 | 20                        | 11                  | 757.1                          | 1.9         | W                            | 7      | c. sub. <sup>o</sup> |                      |
|                                      | Murcia                              | 758.9                |             | 12.2      | N.W             | 2                | sub. <sup>o</sup>    |                                 | 21                        | 12                  | 756.7                          | 20.4        | S.W                          | 4      | c. sub. <sup>o</sup> |                      |
| Región Costa del Sur XI              | Sevilla                             | 764.5                |             | 11.0      | W               | 2                | sub. <sup>o</sup>    |                                 | 4                         | 17                  | 9                              | 761.1       | 15.4                         | W      | 6                    | sub. <sup>o</sup>    |
|                                      | Córdoba                             | 762.2                | +1.2        | 9.0       | S.W             | 2                | c.d. <sup>o</sup>    |                                 | 12                        | 15                  | 7                              | 760.2       | 14.8                         | W      | 4                    | sub. <sup>o</sup>    |
|                                      | Jaén                                | 762.8                |             | 6.8       | S.P.W           | 2                | sub. <sup>o</sup>    |                                 | 12                        | 12                  | 6                              | 760.4       | 11.4                         | S.P.W  | 5                    | sub. <sup>o</sup>    |
|                                      | Granada                             | 765.0                | +1.6        | 6.6       | N               | 2                | sub. <sup>o</sup>    |                                 | 5                         | 12                  | 4                              | 762.6       | 12.4                         | W      | 6                    | sub. <sup>o</sup>    |
| Región Cana-Baleares XII             | Huelva                              | 764.2                |             | 9.2       | N               | 0                | c. sub. <sup>o</sup> | M. <sup>a</sup> g <sup>ra</sup> | 2                         | 15                  | 5                              | 761.2       | 14.5                         | W      | 6                    | sub. <sup>o</sup>    |
|                                      | San Fernando                        | 764.3                | +0.8        | 11        | N.W             | 2                | sub. <sup>o</sup>    | M. <sup>a</sup> g <sup>ra</sup> | 16                        | 11                  | 762.0                          | 13          | W                            | 4      | sub. <sup>o</sup>    |                      |
|                                      | Tarifa                              | 763.1                | +0.2        | 12.8      | N.N.W           | 2                | sub. <sup>o</sup>    | P. <sup>a</sup>                 | 6                         | 14                  | 12                             | 762.4       | 13.5                         | W      | 6                    | c. sub. <sup>o</sup> |
|                                      | Málaga                              | 762.7                | +1.5        | 12        | N.N.W           | 6                | sub. <sup>o</sup>    | P. <sup>a</sup>                 | 1                         | 21                  | 12                             | 762.1       | 1.9                          | N.W    | 2                    | c. sub. <sup>o</sup> |
| Región Canarias XIII                 | Almería                             | 760.0                |             | 12.8      | S.W             | 2                | c. sub. <sup>o</sup> | P. <sup>a</sup>                 | 17                        | 9                   | 752.7                          | 16.4        | S.W                          | 7      | c. sub. <sup>o</sup> |                      |
|                                      | Palma                               | 754.8                | -0.8        | 14        | W.N.W           | 4                | c. sub. <sup>o</sup> | M. <sup>a</sup> g <sup>ra</sup> | 16                        | 8                   | 756.8                          | 15          | S.W                          | 5      | sub. <sup>o</sup>    |                      |
| Región Africa                        | Mahón                               | 754.5                | +0.2        | 13        | W               | 2                | sub. <sup>o</sup>    |                                 | 15                        | 12                  | 756.2                          | 14          | S.W                          | 2      | c.d. <sup>o</sup>    |                      |
|                                      | Sta Cruz de Ten <sup>o</sup> Laguna | 769.1                | +0.8        | 11.1      | N.N.W           | 2                | sub. <sup>o</sup>    |                                 | 16                        | 10                  | 768.4                          | 12.0        | N.W                          | 4      | sub. <sup>o</sup>    |                      |
|                                      | Tetuan                              |                      |             |           |                 |                  |                      |                                 |                           |                     |                                |             |                              |        |                      |                      |
|                                      | Melilla                             | 762.0                |             | 12.4      | N.W             | 1                | sub. <sup>o</sup>    | Nava                            | 17                        | 5                   | 762.3                          | 16.0        | N.W                          | 2      | sub. <sup>o</sup>    |                      |
|                                      | Larache                             |                      |             |           |                 |                  |                      |                                 |                           |                     |                                |             |                              |        |                      |                      |

### Noticias

Coruña = Durante la madrugada fuerte chubasco acompañado de granizo (Prof. Sr. Campano)

Teruel = Lluvia durante la noche (Prof. Sr. Domenech.)