

DIRECCIÓN GENERAL DEL INSTITUTO GEOGRÁFICO Y ESTADÍSTICO

AÑO XXII

BOLETÍN

1914

Núm. 59

DEL

2 de Marzo

OBSERVATORIO CENTRAL METEOROLÓGICO

Observaciones del Extranjero

| Observaciones de la mañana á las 7 ^h | | | | | | | | | | Id. en las 24 horas | | | Id. de la vispera por la tarde | | | |
|---|-------------------------|----------------------|-------------|-----------|-------------------|---------------------|----------------------|---------------------|---------------------------|---------------------|--------------------------------|-------------|--------------------------------|-------------------|------------------|---------------------|
| Estaciones | Barómetro | | Temperatura | Viento | | Estado del cielo | Estado del mar | Lluvia ó nieve | Temp. extr. ^{as} | | Barom. á 0° y al nivel del mar | Temperatura | Viento | | Estado del cielo | |
| | á 0° y al nivel del mar | Variación en 3 horas | | Dirección | F ^{va} | | | | Max. ^a | Min. ^a | | | Dirección | F ^{va} | | |
| Escandi- navia | Bodo | 740.8 | -0.5 | 2.6 | PPW | 2 | e. d. ^o | Piz. ^a | 11 | 6 | 2 | 742.6 | 4.6 | PPW | 1 | Lluvia |
| | Cristiansund | 740.8 | 0.2 | 4.4 | SW | 2 | e. ub. ^o | M. ^a gra | 3 | 7 | 4 | 745.9 | 5.8 | SW | 1 | ub. ^o |
| | Skudensnoes | 752.5 | 0.0 | 3.3 | SW | 4 | e. ub. ^o | | 11 | 5 | 3.4 | 754.6 | 4.6 | W.S.W | 6 | Lluvia |
| Europa Oriental y Central | Riga | 759.4 | -0.7 | -1.1 | PPW | 3 | nb. ^o | | | | | 762.1 | -3.8 | S | 2 | nb. ^o |
| | Moscou | 762.7 | 0.0 | -8.0 | S | 1 | ub. ^o | | | | | 764.7 | -8.5 | NE | 0 | ub. ^o |
| | Nicolaiew | 761.1 | | -0.1 | N | 0 | nb. ^o | | | | | 760.6 | -9.1 | NNW | 2 | ub. ^o |
| | Feldkirch | 760.7 | 0.5 | 1.8 | Cal. ^a | 0 | ub. ^o | | 5 | 7 | 1 | 763.4 | 2.0 | Cal. ^a | 0 | nb. ^o |
| | Czernowitz | 762.8 | -0.2 | -2.4 | Cal. ^a | 0 | niere. | | 1 | -2 | | 764.1 | -0.6 | N | 2 | ub. ^o |
| | Cracovia | 761.8 | -0.7 | -2.6 | ENE | 1 | e. d. ^o | | 5 | -3 | | 762.3 | 1.2 | E | 1 | ub. ^o |
| | Pola | 758.7 | -0.6 | 2.1 | N | 1 | e. d. ^o | | 10 | 1 | | 761.1 | 4.0 | SSW | 1 | S |
| | Viena | 761.2 | -0.3 | -0.8 | NE | 1 | nb. ^o | | 3 | -2 | | 762.9 | 5.0 | NW | 1 | S |
| | Berlin | 759.8 | -1.0 | 0.7 | NW | 2 | nb. ^o | | 7up | 8 | 1 | 761.3 | 1.0 | S | 3 | S |
| Berna | 761.5 | 0.0 | 1.5 | SW | 0 | nb. ^o | | | | | 764.0 | 2.0 | S | 0 | ub. ^o | |
| Islas Británicas | Stornoway | | | | | | | | | | | | | | | |
| | Shields | | | | | | | | | | | | | | | |
| | Valentia | | | | | | | | | | | | | | | |
| Francia | Gris Nex | 762.2 | 0.6 | 3.8 | WNW | 5 | e. d. ^o | M. de | | 9 | 4 | 763.0 | 4.2 | WSW | 5 | ub. ^o |
| | St. Mathieu | 768.0 | 1.0 | 6.8 | NW | 5 | e. ub. ^o | M. ^a gra | 4 | 12 | 5 | 767.0 | 8.0 | NW | 4 | e. ub. ^o |
| | Isla de Aix | 768.3 | 0.3 | 7.0 | WNW | 4 | ub. ^o | Piz. ^a | | 12 | 7 | 768.6 | 9.4 | WNW | 3 | e. ub. ^o |
| | Biarritz | 767.9 | 0.1 | 9.8 | N | 4 | e. Cub. ^o | M. de | 2 | 11 | 8 | 768.6 | 10.4 | NW | 3 | ub. ^o |
| | Paris | 763.5 | 0.4 | 3.5 | WNW | 2 | S | | 1 | 11.6 | 4.6 | 764.7 | 4.4 | SSW | 1 | ub. ^o |
| | Clermont | 763.5 | 0.0 | 4.5 | WNW | 5 | e. ub. ^o | | 7up | 12.1 | 4.0 | 765.5 | 9.0 | N | 4 | ub. ^o |
| | Perpiñan | 765.0 | 0.2 | 8.5 | NW | 4 | e. ub. ^o | | | 15.1 | 7.5 | 764.5 | 13.1 | NW | 3 | S |
| | Cabo Sicié | 758.5 | 0.1 | 6.8 | W | 5 | e. d. ^o | M. de | 1.6 | 7 | | 758.9 | 14.2 | W | 3 | S |
| | Niza | 758.0 | -0.3 | 2.8 | Cal. ^a | 0 | e. ub. ^o | Piz. ^a | 1.7 | 8 | | 760.6 | 9.8 | Cal. ^a | 0 | e. d. ^o |
| Italia | Liorna | 758.7 | -0.5 | 7.0 | NE | 1 | S | | | | | 760.6 | 10.0 | NE | 1 | S |
| | Roma | 751.1 | 0.5 | 5.0 | N | 1 | ub. ^o | | 1 | | | 758.5 | 10.1 | N | 1 | S |
| | Cagliari | 759.5 | | 10.2 | NW | 3 | ub. ^o | | | | | 759.4 | 10.0 | NW | 4 | ub. ^o |
| | Palermo | 758.6 | 0.3 | 11.6 | W | 0 | ub. ^o | | 9 | | | 759.3 | 2.4 | W | 0 | e. ub. ^o |
| Portugal | Porto | | | | | | | | | | | | | | | |
| | Lisboa | 768.2 | 0.8 | 10.0 | NNW | 5 | S | M. de gra | | 18 | 9 | 767.5 | 16.6 | N | 6 | S |
| | Lagos | | | | | | | | | | | | | | | |
| | Horta | | | | | | | | | | | | | | | |
| | Angra | | | | | | | | | | | | | | | |
| Punta Delgada | 774.3 | 0.4 | 13.2 | E | 4 | ub. ^o | M. de gra | | 16 | 11 | 774.2 | 13.0 | ENE | 2 | ub. ^o | |
| Funchal | | | | | | | | | | | | | | | | |
| Marruecos y Argelia | Tanger | | | | | | | | | | | | | | | |
| | Casablanca | | | | | | | | | | | | | | | |
| | Nemours | | | | | | | | | | | | | | | |
| | Argel | 764.2 | | 10.8 | W | 1 | S | | | | | | | | | |
| Cap de Garde | | | | | | | | | | | | | | | | |
| Túnez | 764.0 | | 11.0 | SW | 4 | e. ub. ^o | | | | | | | | | | |

Radiogramas

Precios de suscripción

Un año... 18 pesetas . Un semestre... 9 pesetas .

Administrador

Habilitado del material de la Dirección general del Instituto Geográfico y Estadístico . Madrid

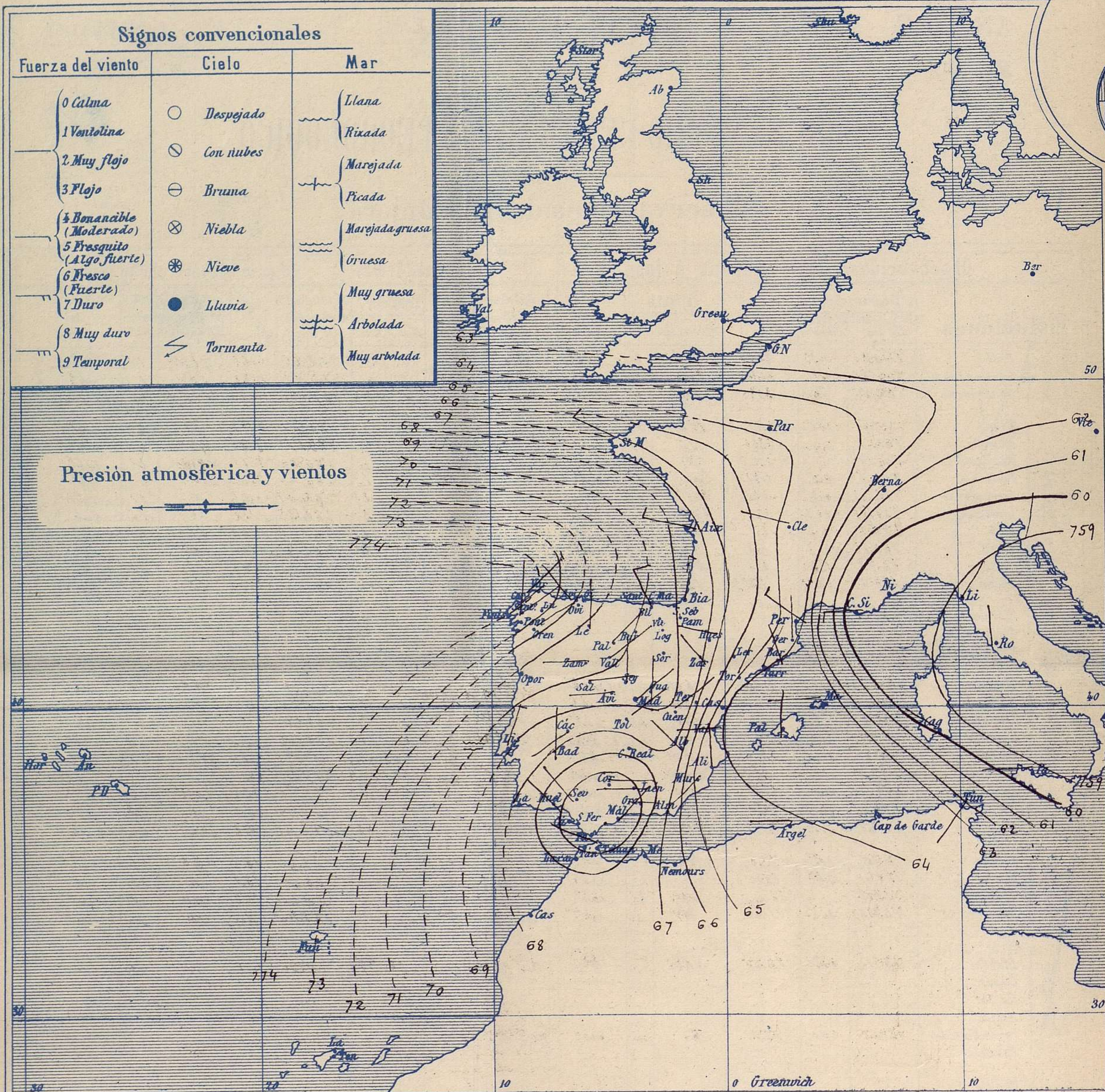
Dirección : Adresse : Address :

Señor
Jefe del Observatorio Central Meteorológico

Parque del Retiro

Madrid . (ESPAÑA)

Apartado n.º 285.



Estado general

Las presiones más bajas residen al Occidente de la península Escandinava, pero también sobre Italia existe un área de presiones débiles (758^{m/m}) cuyo influjo alcanza a España, en unión de un pequeño centro de perturbación atmosférica existente en Andalucía. Lluvia en Cantabria y Galicia, pero el tiempo se mantiene bueno por el resto de nuestra Península, con cielo generalmente algo nublado, vientos flojos o moderados de la región del Norte y temperatura poco elevada: la máxima de ayer fue de 21 grados en Murcia y Sevilla: la mínima de hoy ha sido de 1 grado bajo cero en León, Segovia y Albacete.

Las altas presiones residen hacia las Azores.

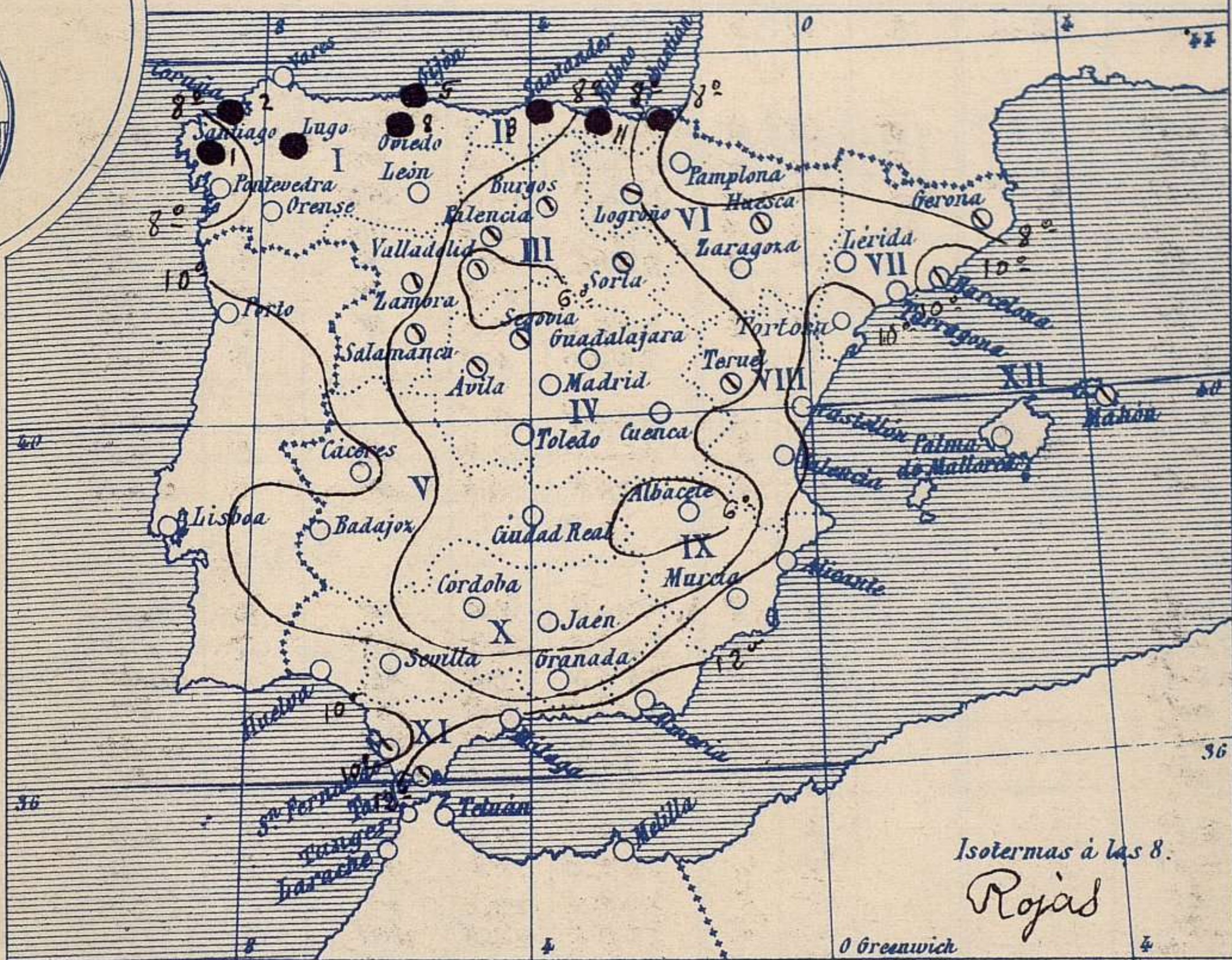
Sama

El Director general: Martin Sánchez

El Ingeniero Geógrafo Jefe del Observatorio. J. Galbis



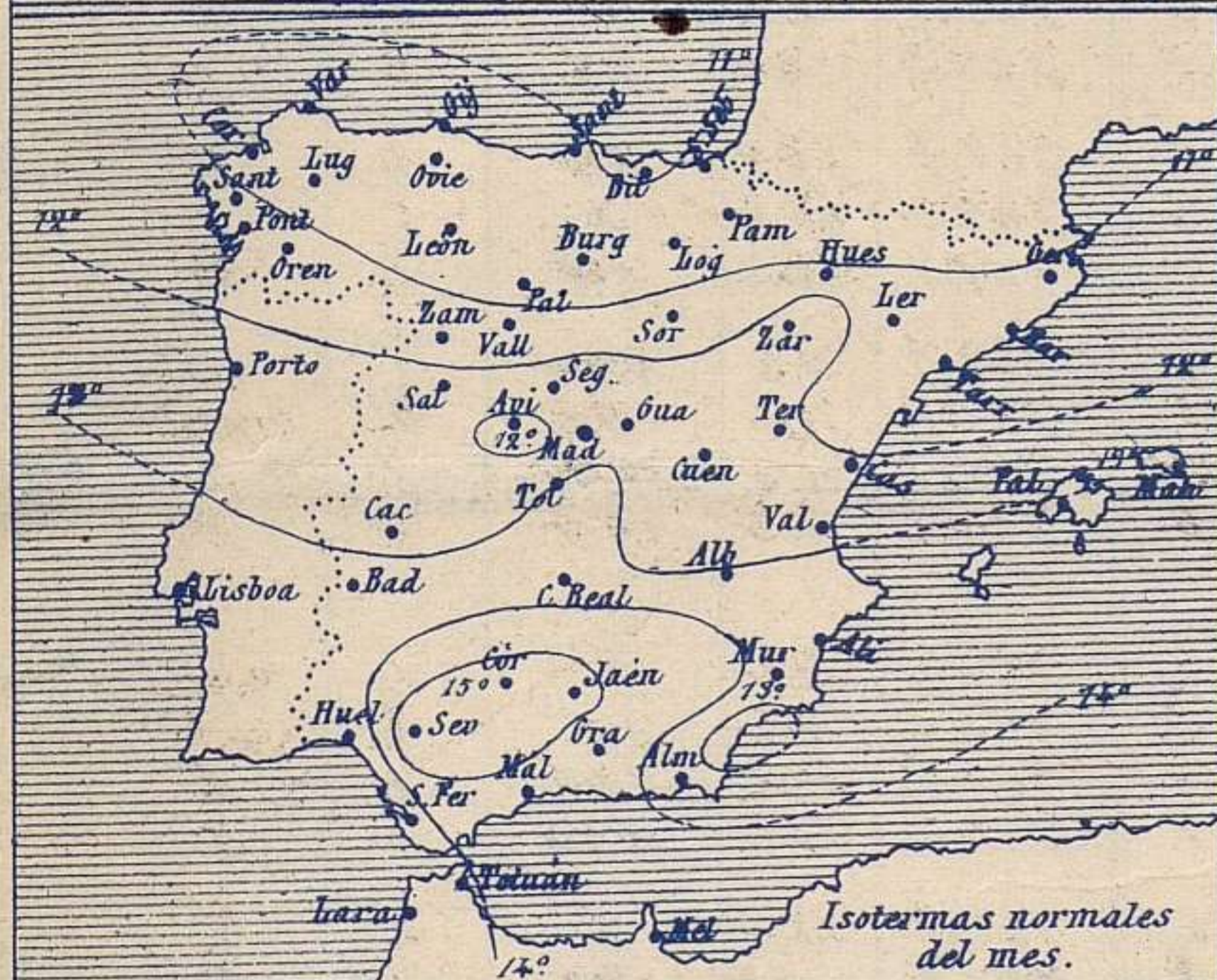
Temperaturas y Lluvias



Tiempo probable

EN LAS REGIONES

- I } Vientos moderados de la región del Norte y tiempo incierto.
- II }
- III }
- IV }
- V }
- VI } Vientos flojos y moderados de la región del Norte y buen tiempo; cielo algo nublado.
- VII }
- VIII }
- IX }
- X }
- XI }
- XII } Vientos moderados de la región del Norte y tiempo incierto. Marejada



Los números colocados al lado de ● designan m/m de lluvia recogida.

Telegrama para las Comandancias de Marina depositado a las 12 h. 25 m
 Sobre Andalucía se halla una pequeña perturbación atmosférica que camina al Mediterráneo.
 Son probables los vientos de tierra en las costas de Levante.
 Vientos del Norte en Cantabria.

Observaciones de Madrid entre 12^h del día 1 y 12^h del día 2

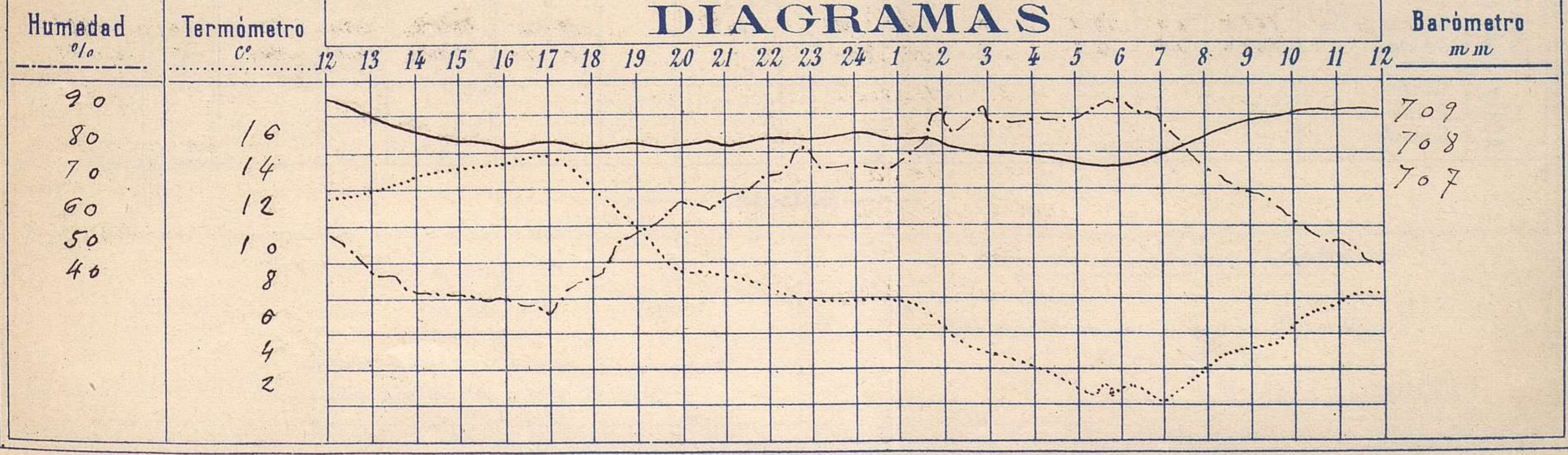
Observaciones aerológicas

PARQUE DEL RETIRO (Altitud 667 m^s)

Hora // *h*

| Hora | Barómetro m m | Termómetro C° | Humedad o/o | Viento | | Lluvia o Nieve | Estado del Cielo | Notas | Alturas | Dirección del viento | Fuerza 0 a 9 | Alturas | Dirección del viento | Fuerza 0 a 9 |
|------|------------------|------------------|----------------|-----------|-----------------------|-------------------|------------------------|--|---------|-------------------------|-----------------|---------|-------------------------|-----------------|
| | | | | Dirección | F ^{ra} 0 a 9 | | | | | | | | | |
| 12 | 708.36 | 13.2 | 56 | NNE | 0 | | Ac | T _o máx ^a a la sombra 15.2 | 100 | N | 4 | 2000 | N | 5 |
| 16 | 708.01 | 15.2 | 38 | NE | 1 | | Fd | T _o mínima id 2.0 | 200 | N | 5 | 2500 | WNW | 6 |
| 20 | 708.15 | 9.6 | 65 | NE | 3 | | Fd | Horas de Sol despejado en el día de ayer 10 ^h 20 ^m | 500 | NNE | 5 | 3000 | WNW | 8 |
| 24 | 708.31 | 7.7 | 74 | SE | 1 | | Fd | | 750 | NE | 6 | 4000 | WNW | 9 |
| 4 | 707.69 | 3.9 | 89 | NE | 1 | | C 2 ^{da} | | 1000 | Fd | 0 | | | |
| 8 | 708.57 | 3.8 | 76 | NE | 1 | | Fd | | 1300 | NNE | 4 | | | |
| 12 | 709.01 | 8.2 | 49 | NE | 2 | | C cub. | | 1500 | Fd | 5 | | | |
| | | | | | | | | | 1800 | N | 6 | | | |

DIAGRAMAS



Observaciones de España

| Observaciones de la mañana á 8 horas | | | | | | | | | | Id. en las 24 horas | | | Id. de la vispera á 16 horas | | | | |
|--------------------------------------|---|----------------------|-------------|-----------|-----------------|------------------|----------------|------------------|---------------------------|---------------------|--------------------------------|-------------|------------------------------|--------|------------------|--------|--|
| Estaciones | Barómetro | | Temperatura | Viento | | Estado del cielo | Estado del mar | Lluvia ó nieve | Temp. extr. ^{as} | | Barom. á 0° y al nivel del mar | Temperatura | Viento | | Estado del cielo | | |
| | á 0° y al nivel del mar | Variación en 3 horas | | Dirección | F ^{za} | | | | Max. ^a | Min. ^a | | | Dirección | Fuerza | | | |
| Región del N.W. I. | La Coruña | 774.2 | 0.0 | 9.0 | NE | 6 | emb. | Gruesa | 2 | 11 | 5 | 772.4 | 4.6 | NW | 2 | c.d. | |
| | Vares | | | | | | | | | | | | | | | | |
| | Avilés | | | | | | | | | | | | | | | | |
| | Gijón | 772.3 | 1.1 | 9.1 | NW | 3 | c.emb. | M ^a | 5 | 12 | 1 | 773.4 | 11.6 | NW | 3 | c.emb. | |
| | Oviedo | 773.4 | | 5.4 | SW | 1 | emb. | | 8 | 10 | 4 | 771.7 | 10.2 | NE | 1 | emb. | |
| | Finisterre | 773.1 | 0.5 | 9.5 | NE | 4 | nb. | M ^a | Imp | 15 | 11 | 772.8 | 14.4 | NW | 3 | nb. | |
| | Santiago | 773.7 | 0.5 | 4.5 | NE | 3 | lluvia | | 11 | 13 | 4 | 771.7 | 10.6 | NE | 3 | emb. | |
| | Pontevedra | 772.1 | 0.8 | 6.4 | N | 2 | nb. | | | 16 | 6 | 770.8 | 15.2 | N | 3 | nb. | |
| Lugo | | | 4.5 | N | 1 | nb. | | Imp | 10 | 1 | | 10.3 | N | 4 | nb. | | |
| Orense | 772.1 | 2.5 | 7.5 | NE | 3 | nb. | | | 16 | 6 | 767.0 | 13.5 | W | 3 | nb. | | |
| León | 768.6 | | 3.5 | N | 5 | c.d. | | | 7 | -1 | 767.6 | 6.5 | N | 3 | c.d. | | |
| Región Cantábrica II | Santander | 770.1 | 0.3 | 8.8 | | | emb. | | 3 | 13 | 7 | 769.3 | 11.1 | | | nb. | |
| | Punta Galea | 768.6 | 0.3 | 8.8 | NW | 6 | emb. | M ^a | 6 | 11 | 7 | 768.3 | 11.4 | NW | 5 | emb. | |
| | Bilbao | 770.1 | 0.0 | 7.2 | NNW | 0 | emb. | | 11 | 11 | 5 | 768.8 | 11.0 | N | 4 | c.emb. | |
| | Cabo Machichaco | | | | | | | | | | | | | | | | |
| | San Sebastián | | | | | | | | | | | | | | | | |
| Región del Duero III | Zamora | 769.9 | 1.0 | 4.1 | W | 0 | c.emb. | | 14 | 2 | 770.3 | 9.6 | W | 0 | c.d. | | |
| | Palencia | 770.4 | 0.3 | 2.6 | NE | 1 | emb. | | 11 | 0 | 768.5 | 10.5 | NE | 2 | emb. | | |
| | Burgos | 768.9 | 0.0 | 1.6 | NNE | 1 | c.emb. | | 9 | 1 | 766.3 | 7.8 | NE | 1 | c.emb. | | |
| | Soria | 769.5 | | 1.8 | NNW | 4 | emb. | | | | | 767.3 | 2.8 | N | 4 | nb. | |
| | Valladolid | 771.2 | 0.4 | 1.2 | NE | 0 | nb. | | 12 | 1 | 768.5 | 12.2 | NE | 1 | c.emb. | | |
| | Salamanca | 768.4 | 1.0 | 0.2 | E | 1 | nb. | | 12 | 1 | 767.7 | 10.0 | ENE | 2 | nb. | | |
| Región Central IV | Ávila | 769.8 | | 0.0 | N | 0 | c.d. | | 9 | 0 | 767.2 | 8.6 | N | 3 | emb. | | |
| | Segovia | 769.4 | 0.0 | 0.5 | N | 2 | c.d. | | 12 | -1 | 767.4 | 10.0 | NE | 3 | emb. | | |
| | Madrid | 767.4 | 0.3 | 3.2 | NE | 1 | nb. | | 15 | 2 | 765.4 | 15.2 | NE | 1 | nb. | | |
| | Toledo | 768.4 | 0.4 | 3.8 | NE | 1 | nb. | | 17 | 2 | 765.3 | 17.2 | NW | 2 | nb. | | |
| | Guadalajara | 767.7 | 0.4 | 2.8 | N | 0 | c.d. | | 15 | 2 | 764.7 | 15.0 | NE | 2 | nb. | | |
| | Cuenca | 764.0 | 0.1 | 2.0 | NE | 1 | nb. | | 14 | 1 | 765.7 | 14.0 | NE | 2 | c.d. | | |
| | | | | | | | | | | | | | | | | | |
| Extrem. ^a Mancha V | Cáceres | 766.5 | | 7.8 | SW | 1 | nb. | | 19 | 5 | 765.8 | 17.0 | NW | 1 | nb. | | |
| | Badajoz | 767.6 | 0.2 | 7.6 | N | 1 | nb. | | 19 | 6 | 767.0 | 17.8 | N | 1 | nb. | | |
| | Ciudad Real | 769.0 | 0.0 | 4.2 | E | 2 | nb. | | 18 | 3 | 767.7 | 16.0 | NW | 2 | nb. | | |
| Alto Ebro VI | Logroño | 769.0 | | 5.8 | W | 2 | emb. | | 11 | 6 | 767.9 | 11.0 | NNW | 1 | emb. | | |
| | Pamplona | 767.5 | 0.0 | 5.0 | NW | 2 | nb. | | 11 | 3 | 765.6 | 10.0 | NW | 2 | c.emb. | | |
| | Huesca | 767.0 | 0.0 | 7.0 | NNW | 3 | emb. | | 12 | 4.5 | 762.1 | 11.0 | WSW | 5 | nb. | | |
| | Zaragoza | 766.6 | 0.5 | 7.2 | NW | 6 | c.d. | | 15 | 6 | 764.8 | 14.6 | NW | 5 | nb. | | |
| Cataluña VII | Llerida | 766.0 | 0.0 | 6.4 | W | 0 | nb. | | 10 | 3 | 765.8 | 12.0 | S | 1 | c.d. | | |
| | Gerona | | | | | | | | | | | | | | | | |
| | Barcelona | 763.1 | | 11.1 | NNW | 1 | emb. | M ^a | 14 | 8 | 763.1 | 15.3 | SW | 2 | c.emb. | | |
| | Tarragona | 764.8 | | 9.2 | NNE | 3 | c.d. | llana | 18 | 6 | 764.5 | 17.2 | NNW | 2 | c.d. | | |
| | Tortosa | 764.6 | 0.4 | 11.1 | NNW | 4 | c.d. | | 18 | 8 | 764.0 | 18.2 | NNW | 4 | nb. | | |
| Lavante VIII | Teruel | 762.7 | | ? | N | 0 | c.emb. | | 12 | 0 | 765.2 | 12.0 | N | 3 | nb. | | |
| | Castellón | 761.8 | 0.1 | 11.6 | W | 0 | nb. | | 17 | 8 | 761.8 | 13.4 | NW | 1 | nb. | | |
| | Valencia | 764.8 | 0.2 | 9.7 | W | 0 | nb. | | 16 | 9 | 764.7 | 14.2 | E | 0 | nb. | | |
| Región del Guadalquivir IX | Albacete | 767.7 | 0.2 | 1.6 | NW | 0 | nb. | | 17 | -1 | 762.2 | 15.8 | W | 1 | nb. | | |
| | Alicante | 764.1 | 0.7 | 10.4 | N | 0 | nb. | Cal ^a | 16 | 7 | 762.6 | 14.4 | SE | 3 | nb. | | |
| | Murcia | 754.4 | | 11.0 | SW | 3 | nb. | | 4 | 7 | 764.8 | 18.0 | S | 3 | nb. | | |
| | | | | | | | | | | | | | | | | | |
| Cuenca del Guadalquivir X | Sevilla | 765.6 | | 11.0 | NW | 0 | nb. | | 21 | 8 | 765.4 | 20.6 | NE | 0 | nb. | | |
| | Córdoba | 765.9 | 0.6 | 6.2 | E | 1 | nb. | | 20 | 5 | 765.4 | 19.2 | SW | 1 | nb. | | |
| | Jaén | 766.1 | | 9.2 | W | 0 | nb. | | 16 | 4 | 765.1 | 15.2 | NE | 0 | nb. | | |
| | Granada | 766.4 | 0.0 | 5.0 | E | 2 | nb. | | 17 | 3 | 766.1 | 7.9 | W | 2 | nb. | | |
| | | | | | | | | | | | | | | | | | |
| Costa del Sur XI | Huelva | 766.1 | | 11.0 | NW | 5 | nb. | | | | 765.8 | 18.0 | SW | 1 | nb. | | |
| | San Fernando | 766.1 | 0.0 | 9.9 | NNW | 0 | emb. | P ^a | 16 | 9 | 766.5 | 12.0 | W | 2 | emb. | | |
| | Tarifa | 763.3 | 0.2 | 12.0 | NW | 1 | nb. | llana | 15 | | 765.3 | 15.8 | W | 1 | emb. | | |
| | Málaga | 765.4 | 0.0 | 11.8 | NE | 0 | nb. | llana | 17 | 9 | 766.0 | 15.7 | SE | 2 | nb. | | |
| | Almería | 765.8 | | 12.0 | S | 1 | nb. | llana | 15 | 11 | 765.9 | 14.4 | SW | 2 | nb. | | |
| Canarias XII | Palma | 763.9 | -1.2 | 8.2 | N | 4 | nb. | M ^a | 18 | 7 | 764.9 | 16.8 | W | 3 | nb. | | |
| | Mahón | 763.8 | 0.3 | 12.0 | W | 2 | c.emb. | | 15 | 8 | 762.7 | 12.8 | N | 2 | c.d. | | |
| Canarias XIII | S ^a Cruz de Ten ^e | 765.5 | 0.0 | 17.1 | N | 4 | nb. | M ^a | 19 | 14 | 764.2 | 18.4 | N | 1 | emb. | | |
| | Laguna | 765.4 | 1.2 | 11.2 | E | 0 | c.emb. | | 1 | 15 | 10 | 764.0 | 14.3 | NE | 2 | c.emb. | |
| Africa | Tetuan | | | | | | | | | | | | | | | | |
| | Melilla | | | | | | | | | | | | | | | | |
| | Larache | | | | | | | | | | | | | | | | |

— Noticias —