

# DIRECCIÓN GENERAL DEL INSTITUTO GEOGRÁFICO Y ESTADÍSTICO

AÑO XXII

BOLETÍN

1914

Núm. 60

DEL

1.º de Marzo

## OBSERVATORIO CENTRAL METEOROLÓGICO

### Observaciones del Extranjero

| Observaciones de la mañana á las 7 <sup>h</sup> |                          |                      |             |           |                 |                  |                |                                 |                           | Id. en las 24 horas |                                 |             | Id. de la vispera por la tarde |                 |                  |          |
|---|--------------------------|----------------------|-------------|-----------|-----------------|------------------|----------------|---------------------------------|---------------------------|---------------------|---------------------------------|-------------|--------------------------------|-----------------|------------------|----------|
| Estaciones                                      | Barómetro                |                      | Temperatura | Viento    |                 | Estado del cielo | Estado del mar | Lluvia ó nieve                  | Temp. extr. <sup>as</sup> |                     | Barom. á 0.º y al nivel del mar | Temperatura | Viento                         |                 | Estado del cielo |          |
|   | á 0.º y al nivel del mar | Variación en 3 horas |             | Dirección | F <sup>xa</sup> |                  |                |                                 | Max. <sup>a</sup>         | Min. <sup>a</sup>   |                                 |             | Dirección                      | F <sup>xa</sup> |                  |          |
| Escandinavia                                    | Bodo                     | 746.4                | -0.2        | 5.0       | S.W.            | 2                | nb.            | Ria.                            | 12                        | 2                   | 2                               | 750.5       | 2.4                            | S.E.            | 4                | lluvia   |
|   | Cristiansund             | 750.3                | -0.7        | +5.6      | S.E.            | 0                | lluvia         | M. <sup>a</sup>                 | 4                         | 3                   | 4                               | 752.9       | 8.2                            | S.E.            | 0                | sub.     |
|   | Shudesnoes               | 753.2                | -3.2        | 5.2       | S               | 6                | lluvia         | M. <sup>a</sup> g <sup>ra</sup> | 11                        | 5                   | 4                               | 760.5       | 5.2                            | S.E.            | 5                | lluvia   |
| Europa Oriental y Central                       | Riga                     | 765.0                | -0.1        | -2.8      | S.E.            | 0                | sub.           |                                 | 2                         |                     |                                 | 764.5       | -2.4                           | N.              | 0                | sub.     |
|   | Moscu                    | 757.5                | +1.8        | -6.6      | N               | 3                | sub.           |                                 | 7                         |                     |                                 | 750.2       | -3.5                           | N.N.W.          | 3                | sub.     |
|   | Nicolaiev                | 759.3                |             | -0.5      | N.N.W.          | 1                | sub.           |                                 | 4                         |                     |                                 | 752.8       | 3.2                            | N               | 3                | sub.     |
|   | Feldkirch                | 765.0                | +0.0        | -3.2      | S.W.            | 1                | c.d.           |                                 | 9                         |                     |                                 | 764.2       | 4.0                            | S.E.            | 0                | sub.     |
|   | Cernorvitz               | 764.2                | 0.3         | -0.6      | N.E.            | 3                | sub.           |                                 | 4                         | 2                   | -1                              | 764.4       | 5.6                            | N.N.W.          | 2                | sub.     |
|   | Gracovia                 | 766.9                | 0.0         | 0.6       | N               | 1                | sub.           |                                 | 4                         | 0                   |                                 | 767.1       | 1.7                            | N.N.W.          | 1                | sub.     |
|   | Pola                     | 762.0                | 0.0         | 3.7       | N.N.E.          | 1                | S              |                                 | 13                        | 3                   |                                 | 761.2       | 9.0                            | S.N.E.          | 3                | sub.     |
|   | Viena                    | 769.1                | 0.0         | 1.5       | N.N.W.          | 2                | sub.           |                                 | 7                         | 0                   |                                 | 766.6       | 2.7                            | N.W.            | 3                | sub.     |
|   | Berlin                   | 766.3                | -0.4        | 1.3       | S               | 1                | c.d.           |                                 | 7                         | -1                  |                                 | 777.7       | 4.0                            | N               | 1                | c.d.     |
| Berna   | 764.7                    |                      | 2.9         | N.E.      | 0               | sub.             |                |                                 |                           |                     | 766.6                           | 3.9         | N.E.                           | 0               | sub.             |          |
| Islas Británicas                                | Stornoway                |                      |             |           |                 |                  |                |                                 |                           |                     |                                 |             |                                |                 |                  |          |
|   | Shields                  |                      |             |           |                 |                  |                |                                 |                           |                     |                                 |             |                                |                 |                  |          |
|   | Valentia                 |                      |             |           |                 |                  |                |                                 |                           |                     |                                 |             |                                |                 |                  |          |
| Francia   | Gris Nex                 | 763.4                | -0.2        | -7.4      | N.W.            | 5                | sub.           | M. <sup>a</sup> U <sup>a</sup>  | 7.5                       | 9                   | 4                               | 765.6       | 6.2                            | N.W.            | 2                | tormenta |
|   | St. Mathieu              | 767.7                | +0.4        | 2.0       | N.W.            | 4                | sub.           | M. <sup>a</sup> g <sup>ra</sup> | 4                         | 11                  | 3                               | 766.3       | 9.4                            | N               | 2                | sub.     |
|   | Isla de Aix              | 767.0                | +0.5        | 3.7       | S.W.            | 3                | lluvia         | Ria.                            | 1                         | 10                  | 4                               | 766.9       | 8.8                            | N.W.            | 3                | S        |
|   | Biarritz                 | 768.9                | +0.1        | 10.0      | N.N.W.          | 3                | sub.           | M. <sup>a</sup>                 | 13                        | 7                   |                                 | 766.6       | 11.5                           | N.N.E.          | 3                | c.d.     |
|   | Paris                    | 768.8                | +0.1        | -1.6      | S.W.            | 1                | sub.           |                                 | 6.9                       | -1.5                |                                 | 766.3       | 3.1                            | N               | 2                | S        |
|   | Clermont                 | 767.1                | +0.5        | 2.7       | S.E.            | 3                | sub.           |                                 | 8.0                       | 1.2                 |                                 | 766.6       | 6.5                            | S.W.            | 1                | sub.     |
|   | Perpiñán                 | 764.3                | +0.3        | 10.0      | N.W.            | 4                | S              |                                 | 13.0                      | 2.0                 |                                 | 763.6       | 9.9                            | N.W.            | 4                | S        |
|   | Cabo Sicié               | 760.0                | 0.0         | 10.0      | N               | 2                | tormenta       | M. <sup>a</sup>                 | 15                        | 8                   |                                 | 760.0       | 10.4                           | N               | 4                | c.d.     |
|   | Nika                     | 761.6                | +0.2        | 10.0      | S.E.            | 0                | S              | M. <sup>a</sup> U <sup>a</sup>  | 15                        | 7                   |                                 | 761.1       | 10.0                           | S.W.            | 0                | c.d.     |
| Italia  | Liorna                   | 760.4                | +0.0        | 10.1      | S               | 1                | c.d.           |                                 |                           |                     |                                 | 759.4       | 12.2                           | S               | 1                | sub.     |
|   | Roma                     | 759.0                | 0.7         | 10.0      | N               | 1                | sub.           |                                 |                           |                     |                                 | 752.3       | 12.3                           | N               | 2                | sub.     |
|   | Cagliari                 | 759.3                |             | 10.0      | N.N.W.          | 3                | S              |                                 |                           |                     |                                 | 756.6       | 14.8                           | N.E.            | 4                | sub.     |
|   | Palermo                  | 758.6                | 0.3         | 11.7      | S               | 0                | sub.           |                                 | 20                        |                     |                                 | 758.2       | 10.8                           | N.E.            | 0                | sub.     |
| Portugal  | Porto                    | 770.3                | 1.0         | 9.6       | N.E.            | 3                | sub.           | M. <sup>a</sup>                 | 15                        | 6                   |                                 | 769.1       | 14.2                           | N               | 5                | S        |
|   | Lisboa                   | 766.9                | +0.9        | 11.3      | N.N.W.          | 5                | S              | M. <sup>a</sup> g <sup>ra</sup> | 16                        | 11                  |                                 | 766.1       | 12.4                           | N               | 5                | S        |
|   | Lagos                    | 767.2                | 1.0         | 13.0      | S               | 1                | S              | Ria.                            | 20                        | 7                   |                                 | 766.1       | 13.2                           | N               | 2                | S        |
|   | Horta                    | 774.0                | 0.1         | 10.3      | N.N.W.          | 2                | S              | Ria.                            | 15                        | 10                  |                                 | 774.5       | 12.7                           | N.S.            | 3                | S        |
|   | Angra                    | 773.1                | 0.4         | 11.8      | N.E.            | 2                | sub.           | Ria.                            | 16                        | 10                  |                                 | 775.3       | 14.4                           | N.E.            | 3                | sub.     |
|   | Punta Delgada            | 774.3                |             | 11.0      | S.N.E.          | 3                | sub.           | Ria.                            | 15                        | 10                  |                                 | 774.8       | 12.1                           | N.E.            | 4                | S        |
| Funchal   | 761.2                    | 0.3                  | 14.2        |           |                 | c. sub.          |                | 17                              | 12                        |                     | 767.5                           | 14.5        |                                |                 | c.d.             |          |
| Marruecos y Argelia                             | Tánger                   |                      |             |           |                 |                  |                |                                 |                           |                     |                                 |             |                                |                 |                  |          |
|   | Casablanca               |                      |             |           |                 |                  |                |                                 |                           |                     |                                 |             |                                |                 |                  |          |
|   | Nemours                  |                      |             |           |                 |                  |                |                                 |                           |                     |                                 |             |                                |                 |                  |          |
|   | Argel                    | 764.3                | 1.2         |           |                 | 3                | sub.           |                                 |                           |                     |                                 | 764.3       | 12.2                           | N.N.E.          | 3                | sub.     |
|   | Cap de Garde             |                      |             |           |                 |                  |                |                                 |                           |                     |                                 |             |                                |                 |                  |          |
| Túnex   | 759.3                    | 4                    | 9.8         | N         | 1               | c. sub.          |                |                                 |                           |                     |                                 |             |                                |                 |                  |          |
| Oraun   | 765.3                    |                      | 6.9         | S         | 4               | sub.             |                |                                 |                           |                     |                                 |             |                                |                 |                  |          |

#### Radiogramas

Precios de suscripción

Un año...18...pesetas. Un semestre...9...pesetas.

Administrador { Habilitado del material de la Dirección general del Instituto Geográfico y Estadístico. Madrid

Dirección : Adresse : Address :

Señor

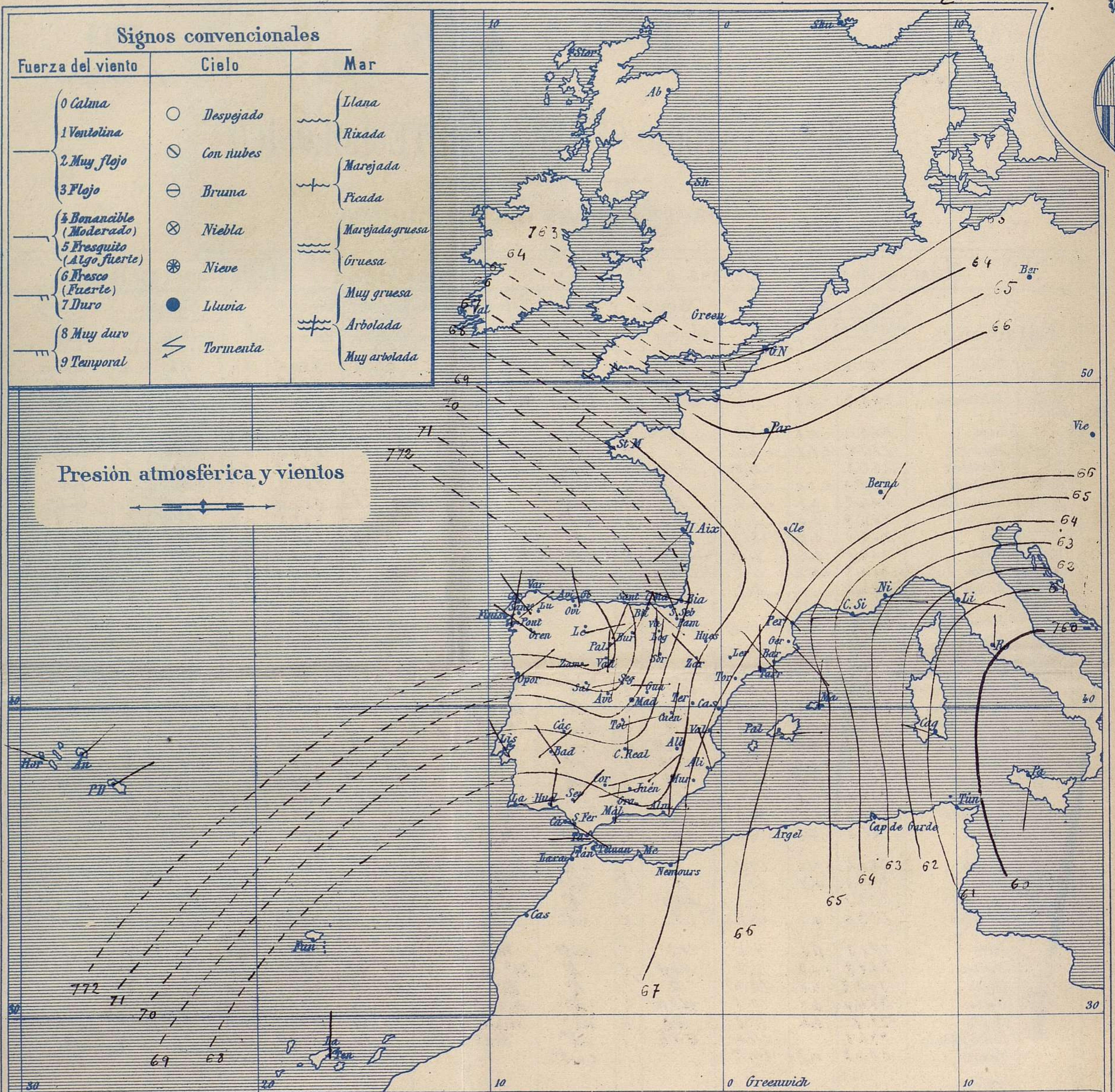
Jefe del Observatorio Central Meteorológico

Parque del Retiro

Madrid. (ESPAÑA)

Apartado n.º 285.





**Estado general**

Al Occidente de la Península Escandinava se encuentran las menores presiones y las más elevadas residen al Norte de las Azores (774 m/m).  
 El tiempo es bueno sobre toda la península Ibérica, pues las lluvias que se registran en Galicia, son de poca consideración. Los vientos soplan flojos de dirección variable y la temperatura se mantiene bastante suave: la máxima de ayer fué de 21 grados en Málaga y la mínima de hoy ha sido de 3 grados bajo cero en Segovia.

*Saura*

El Director general: Martin Sánchez

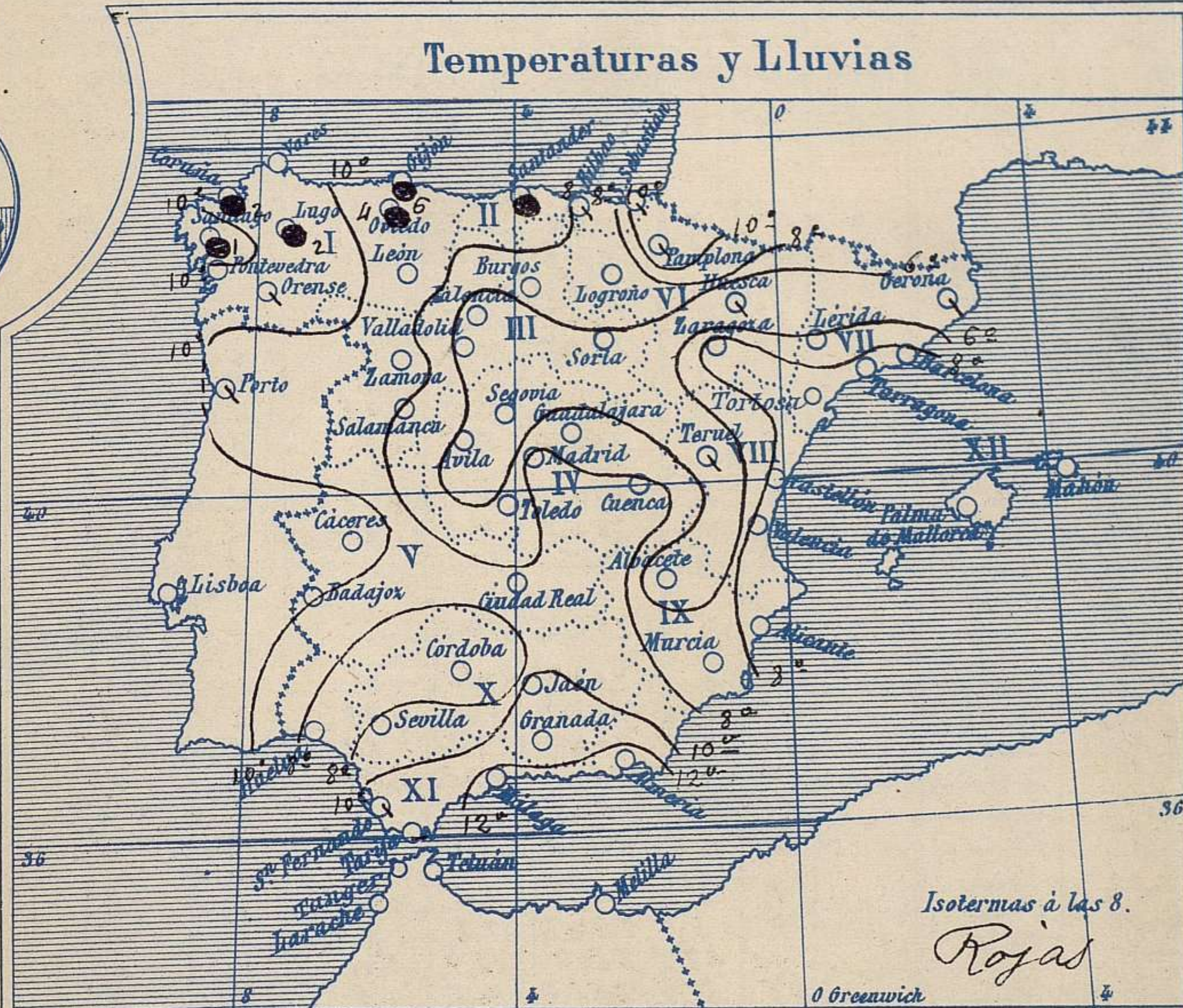
El Ingeniero Geógrafo Jefe del Observatorio. J. Galbis





Temperaturas y Lluvias

Tiempo probable



EN LAS REGIONES

- I
- II
- III
- IV
- V
- VI
- VII
- VIII
- IX
- X
- XI
- XII

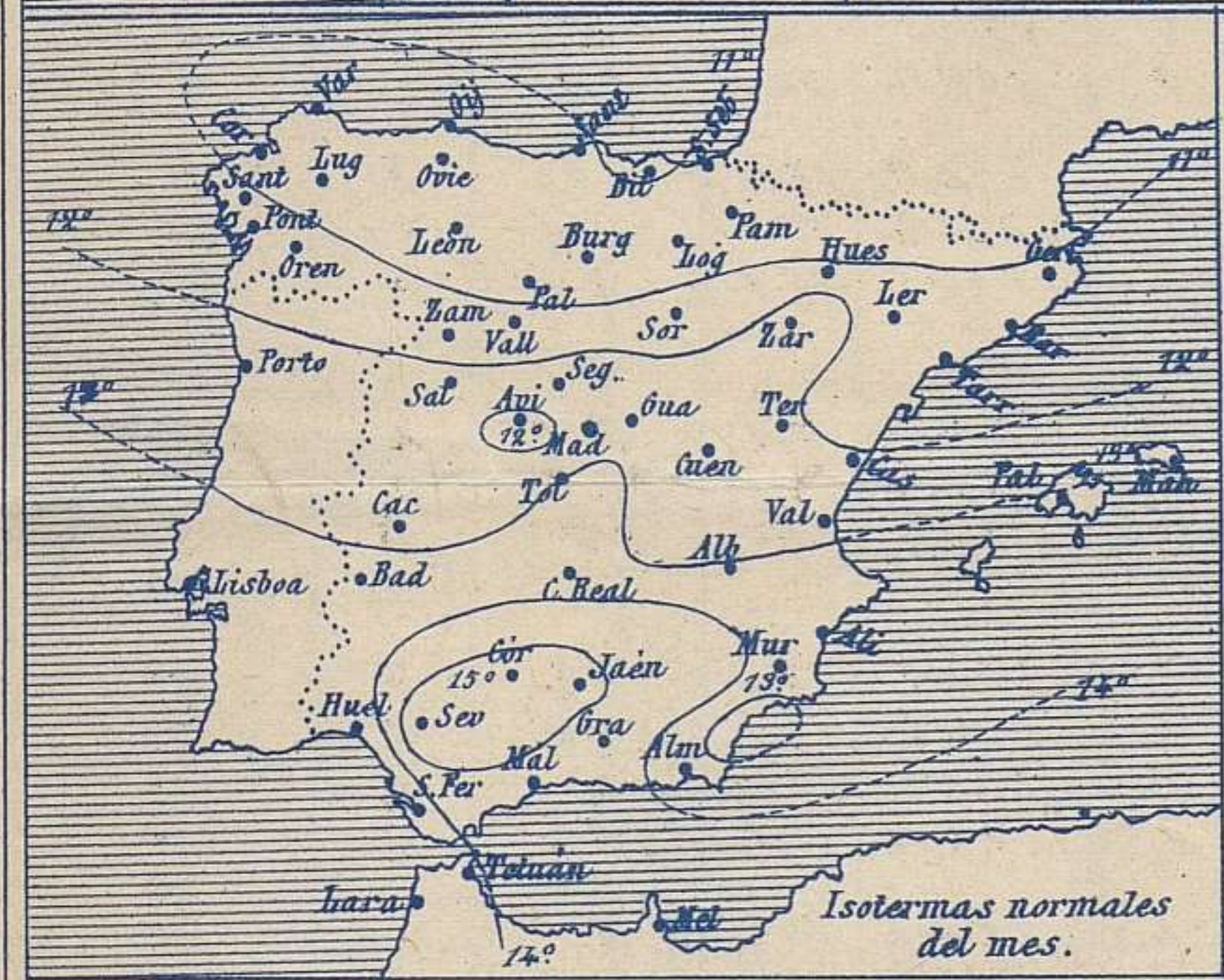
*No se hizo predicción.*

Isotermas a las 8.  
Rojas

Los números colocados al lado de ● designan m/m de lluvia recogida.

Telegrama para las Comandancias de Marina depositado a las.....h.....m

*No se envia telegrama.*



Observaciones de Madrid entre 12<sup>h</sup> del día 28 y 12<sup>h</sup> del día 10

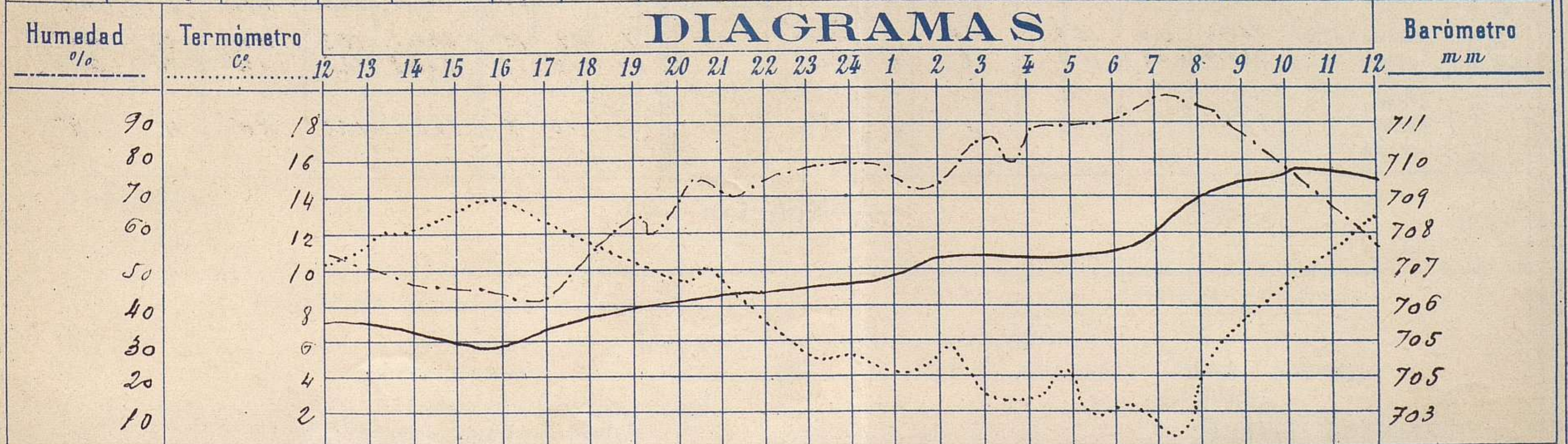
Observaciones aerológicas

PARQUE DEL RETIRO (Altitud 667 m<sup>s</sup>)

Hora.....

| Hora | Barómetro<br>m m | Termómetro<br>C° | Humedad<br>% | Viento    |                       | Lluvia<br>o Nieve | Estado<br>del<br>Cielo | Notas                        | Alturas | Dirección<br>del viento | Fuerza<br>0 a 9 | Alturas | Dirección<br>del viento | Fuerza<br>0 a 9 |                   |
|------|------------------|------------------|--------------|-----------|-----------------------|-------------------|------------------------|------------------------------|---------|-------------------------|-----------------|---------|-------------------------|-----------------|-------------------|
|      |                  |                  |              | Dirección | F <sup>va</sup> 0 a 3 |                   |                        |                              |         |                         |                 |         |                         |                 |                   |
| 12   | 705.89           | 10.7             | 54           | ENE       | 0                     |                   | Despejado              |                              |         |                         |                 |         |                         |                 |                   |
| 16   | 705.07           | 13.9             | 45           | Calma     | 0                     |                   | Id.                    | Temperatura a la sombra 14.1 |         |                         |                 |         |                         |                 |                   |
| 20   | 706.18           | 9.5              | 76           | Id.       | 0                     |                   | Id.                    | Temperatura mínima 8.9       |         |                         |                 |         |                         |                 |                   |
| 24   | 710.76           | 5.5              | 80           | ENE       | 2                     |                   | Id.                    | Horas de sol despejado       |         |                         |                 |         |                         |                 | No se lanzó globo |
| 4    | 707.36           | 3.0              | 90           | E         | 3                     |                   | Id.                    | en el día de ayer 10.3 y 2   |         |                         |                 |         |                         |                 |                   |
| 8    | 709.11           | 4.6              | 82           | ENE       | 0                     |                   | Id.                    |                              |         |                         |                 |         |                         |                 |                   |
| 12   | 709.36           | 13.2             | 56           | Id.       | 0                     |                   | Id.                    |                              |         |                         |                 |         |                         |                 |                   |

DIAGRAMAS





# Observaciones de España

| Observaciones de la mañana á 8 horas |                              |                      |             |           |                 |                  |                    | Id. en las 24 horas |                           |                   | Id. de la vispera á 16 horas   |             |                  |        |                    |                    |  |
|--------------------------------------|------------------------------|----------------------|-------------|-----------|-----------------|------------------|--------------------|---------------------|---------------------------|-------------------|--------------------------------|-------------|------------------|--------|--------------------|--------------------|--|
| Estaciones                           | Barómetro                    |                      | Temperatura | Viento    |                 | Estado del cielo | Estado del mar     | Lluvia ó nieve      | Temp. extr. <sup>as</sup> |                   | Barom. á 0° y al nivel del mar | Temperatura | Viento           |        | Estado del cielo   |                    |  |
|                                      | á 0° y al nivel del mar      | Variación en 3 horas |             | Dirección | F <sup>za</sup> |                  |                    |                     | Max. <sup>a</sup>         | Min. <sup>a</sup> |                                |             | Dirección        | Fuerza |                    |                    |  |
| Región del N.W. I.                   | La Coruña                    | 773.2                | 0.0         | 11.0      | NW              | 3                | cu <sup>o</sup>    |                     | 2                         | 11                | 9                              | 2.770.1     | 11.4             | NW     | 3                  | cu <sup>o</sup>    |  |
|                                      | Vares                        |                      |             |           |                 |                  |                    |                     |                           |                   |                                |             |                  |        |                    |                    |  |
|                                      | Avilés                       |                      |             |           |                 |                  |                    |                     |                           |                   |                                |             |                  |        |                    |                    |  |
|                                      | Gijón                        | 771.6                | +1.8        | 9.6       | NNW             | 4                | lluv <sup>o</sup>  |                     | 6                         | 13                | 7                              | 767.2       | 11.8             | NNW    | 3                  | cu <sup>o</sup>    |  |
|                                      | Oviedo                       | 772.1                |             | 8.2       | SW              | 0                | lluv <sup>o</sup>  |                     | 4                         | 12                | 6                              | 766.6       | 11.8             | SW     | 0                  | e. cu <sup>o</sup> |  |
|                                      | Finisterre                   |                      |             |           |                 |                  |                    |                     |                           |                   |                                |             |                  |        |                    |                    |  |
|                                      | Santiago                     | 773.1                | +0.9        | 7.4       | NE              | 3                | nb <sup>o</sup>    |                     | 1                         | 13                | 7                              | 768.5       | 11.5             | N      | 3                  | cu <sup>o</sup>    |  |
|                                      | Pontevedra                   | 770.4                | +0.3        | 10.3      | N               | 2                | ne <sup>o</sup>    |                     | 2                         | 17                | 10                             | 767.7       | 15.0             | N      | 2                  | cu <sup>o</sup>    |  |
|                                      | Lugo                         |                      |             | 8.5       | N               | 2                | e. d <sup>o</sup>  |                     |                           | 14                | 3                              |             | 13.4             | N      | 5                  | e. d <sup>o</sup>  |  |
| Región Cantábrica II                 | Orense                       | 770.8                | +2.0        | 11.6      | NW              | 3                | e. cu <sup>o</sup> |                     | 12                        | 9                 | 767.2                          | 14.5        | NE               | 1      | ne <sup>o</sup>    |                    |  |
|                                      | León                         | 767.1                |             | 4.3       | S               | 0                | ne <sup>o</sup>    |                     | 8                         | -1                | 765.3                          | 5.7         | S                | 0      | ne <sup>o</sup>    |                    |  |
|                                      | Santander                    | 769.9                | +0.8        | 9.2       | NW              | 2                | lluv <sup>o</sup>  | M. U <sup>a</sup>   | 1                         | 12                | 7                              | 766.5       | 11.1             | S      | 2                  | ne <sup>o</sup>    |  |
| Región Duero III                     | Punta Gata                   | 769.3                | +0.5        | 7.1       | SE              | 3                | cu <sup>o</sup>    |                     | 18                        | 5                 | 766.5                          | 11.2        | N                | 2      | e. d <sup>o</sup>  |                    |  |
|                                      | Bilbao                       | 770.2                | +0.2        | 6.0       | SE              | 0                | cu <sup>o</sup>    |                     | 12                        | 4                 | 767.1                          | 11.8        | N                | 2      | nb <sup>o</sup>    |                    |  |
|                                      | Cabo Machichaco              |                      |             |           |                 |                  |                    |                     |                           |                   |                                |             |                  |        |                    |                    |  |
|                                      | San Sebastián                | 771.7                | +1.0        | 11.0      | NW              | 3                | cu <sup>o</sup>    |                     | 14                        | 5                 | 2.762.2                        | 12.0        | W                | 4      | cu <sup>o</sup>    |                    |  |
| Región Duero III                     | Zamora                       | 770.7                | +1.0        | 4.4       | W               | 0                | ne <sup>o</sup>    |                     | 15                        | 0                 | 768.7                          | 8.6         | W                | 1      | e. d <sup>o</sup>  |                    |  |
|                                      | Palencia                     | 771.9                | +1.2        | 1.8       | NE              | 0                | ne <sup>o</sup>    |                     | 12                        | -1                | 765.8                          | 11.9        | NE               | 2      | ne <sup>o</sup>    |                    |  |
|                                      | Burgos                       | 771.5                | +0.6        | 1.4       | NNW             | 1                | e. d <sup>o</sup>  |                     | 10                        | 0                 | 764.7                          | 9.2         | NE               | 1      | ne <sup>o</sup>    |                    |  |
|                                      | Soria                        | 763.6                | +0.8        | 6.2       | N               | 4                | ne <sup>o</sup>    |                     | 12                        | 3                 | 764.2                          | 10.2        | NW               | 1      | ne <sup>o</sup>    |                    |  |
|                                      | Valladolid                   | 772.1                | +1.6        | 0.6       | N               | 0                | ne <sup>o</sup>    |                     | 13                        | 0                 | 765.0                          | 12.6        | N                | 2      | e. d <sup>o</sup>  |                    |  |
|                                      | Salamanca                    | 769.8                | +0.8        | 3.0       | S               | 1                | ne <sup>o</sup>    |                     | 12                        | 0                 | 765.9                          | 11.8        | ENE              | 2      | ne <sup>o</sup>    |                    |  |
| Región Central IV                    | Ávila                        | 770.5                |             | 1.4       | N               | 0                | ne <sup>o</sup>    |                     | 8                         | 0                 | 764.2                          | 7.6         | NNW              | 3      | ne <sup>o</sup>    |                    |  |
|                                      | Segovia                      | 771.2                | +0.8        | -1.3      | S               | 0                | ne <sup>o</sup>    |                     | 9                         | -3                | 764.7                          | 7.8         | NE               | 1      | nb <sup>o</sup>    |                    |  |
|                                      | Madrid                       | 770.0                |             | 4.3       | NNW             | 0                | ne <sup>o</sup>    |                     | 14.0                      | 0.9               | 761.3                          | 13.9        | Cal <sup>o</sup> | 0      | ne <sup>o</sup>    |                    |  |
|                                      | Toledo                       | 769.2                | +1.4        | 3.4       | ENE             | 1                | ne <sup>o</sup>    |                     | 15                        | 2                 | 762.2                          | 14.8        | N                | 1      | ne <sup>o</sup>    |                    |  |
|                                      | Guadalajara                  | 767.8                | +1.0        | 4.0       | NW              | 1                | ne <sup>o</sup>    |                     | 15                        | 1                 | 761.3                          | 14.8        | W                | 1      | ne <sup>o</sup>    |                    |  |
|                                      | Cuenca                       | 767.9                | +0.2        | 6.5       | N               | 5                | e. d <sup>o</sup>  |                     | 14                        | 0                 | 765.7                          | 14.0        | NE               | 1      | ne <sup>o</sup>    |                    |  |
| Extrem <sup>a</sup> Mancha V         | Cáceres                      | 767.2                |             | 9.4       | SW              | 0                | ne <sup>o</sup>    |                     | 17                        | 5                 | 762.7                          | 17.0        | SE               | 3      | ne <sup>o</sup>    |                    |  |
|                                      | Badajoz                      | 767.6                | +0.5        | 7.2       | NW              | 1                | ne <sup>o</sup>    |                     | 19                        | 5                 | 762.9                          | 18.0        | NW               | 1      | ne <sup>o</sup>    |                    |  |
|                                      | Ciudad Real                  | 768.1                | +1.0        | 4.4       | N               | 1                | ne <sup>o</sup>    |                     | 16                        | 1                 | 762.3                          | 15.9        | NW               | 4      | ne <sup>o</sup>    |                    |  |
| Alto Ebro VI                         | Logroño                      | 770.1                |             | 5.3       | W               | 3                | e. d <sup>o</sup>  |                     |                           |                   |                                |             |                  |        |                    |                    |  |
|                                      | Pamplona                     | 769.2                | 0.0         | 7.8       | NW              | 2                | nb <sup>o</sup>    |                     | 9                         | 4                 | 766.7                          | 6.0         | NW               | 4      | cu <sup>o</sup>    |                    |  |
|                                      | Huesca                       | 767.0                | +1.0        | 3.0       | NW              | 0                | nb <sup>o</sup>    |                     | 15.0                      | 0.5               | 763.0                          | 12.2        | ENE              | 0      | ne <sup>o</sup>    |                    |  |
|                                      | Zaragoza                     | 765.4                | +0.3        | 5.0       | NW              | 5                | ne <sup>o</sup>    |                     | 14                        | 6                 | 762.7                          | 13.0        | NW               | 3      | ne <sup>o</sup>    |                    |  |
| Cataluña VII                         | Lérida                       | 766.9                | 0.0         | 5.2       | SE              | 0                | nb <sup>o</sup>    |                     | 18                        | 1                 | 762.9                          | 17.0        | NE               | 6      | ne <sup>o</sup>    |                    |  |
|                                      | Gerona                       | 764.4                |             | 10.1      | NW              | 3                | e. d <sup>o</sup>  |                     | 15                        | 8                 | 761.7                          | 13.9        | SE               | 3      | ne <sup>o</sup>    |                    |  |
|                                      | Barcelona                    | 766.3                |             | 8.2       | NNW             | 0                | ne <sup>o</sup>    |                     | 16                        | 5                 | 763.0                          | 12.0        | W                | 4      | ne <sup>o</sup>    |                    |  |
|                                      | Tarragona                    | 765.8                | +0.4        | 8.4       | SW              | 1                | ne <sup>o</sup>    |                     | 18                        | 7                 | 762.4                          | 15.9        | SE               | 2      | ne <sup>o</sup>    |                    |  |
|                                      | Tortosa                      |                      |             |           |                 |                  |                    |                     |                           |                   |                                |             |                  |        |                    |                    |  |
| Levante VIII                         | Teruel                       | 767.5                |             | 0.4       | N               | 0                | nb <sup>o</sup>    |                     | 12                        | -2                | 762.8                          | 11.2        | N                | 1      | ne <sup>o</sup>    |                    |  |
|                                      | Castellón                    | 763.9                | +0.6        | 8.4       | W               | 0                | ne <sup>o</sup>    |                     | 14                        | 6                 | 760.8                          | 10.7        | NW               | 0      | ne <sup>o</sup>    |                    |  |
|                                      | Valencia                     | 766.4                | +1.5        | 8.2       | W               | 0                | e. d <sup>o</sup>  |                     | 13                        | 1                 | 762.0                          | 12.8        | SE               | 0      | ne <sup>o</sup>    |                    |  |
| Región del SE IX                     | Albacete                     | 769.0                | +1.2        | 1.0       | SW              | 1                | ne <sup>o</sup>    |                     | 14                        | -2                | 762.2                          | 14.8        | NW               | 2      | ne <sup>o</sup>    |                    |  |
|                                      | Alicante                     | 765.8                | +1.2        | 0.8       | NNW             | 0                | ne <sup>o</sup>    |                     | 11                        | 5                 | 762.3                          | 13.6        | S                | 2      | ne <sup>o</sup>    |                    |  |
|                                      | Murcia                       | 763.8                |             | 6.8       | SW              | 1                | ne <sup>o</sup>    |                     | 19                        | 3                 | 761.5                          | 19.4        | SE               | 2      | ne <sup>o</sup>    |                    |  |
| Cuenca del Guadalquivir X            | Sevilla                      | 766.7                |             | 8.2       | NE              | 3                | ne <sup>o</sup>    |                     | 20                        | 7                 | 763.1                          | 18.8        | SE               | 2      | ne <sup>o</sup>    |                    |  |
|                                      | Córdoba                      | 766.8                | +1.2        | 5.8       | S               | 1                | ne <sup>o</sup>    |                     | 17                        | 5                 | 762.6                          | 10.6        | SW               | 1      | e. d <sup>o</sup>  |                    |  |
|                                      | Jaén                         | 767.1                |             | 9.2       | W               | 1                | ne <sup>o</sup>    |                     | 14                        | 5                 | 768.2                          | 12.2        | NNW              | 1      | ne <sup>o</sup>    |                    |  |
|                                      | Granada                      | 768.0                | +1.2        | 6.8       | S               | 1                | ne <sup>o</sup>    |                     | 15                        | 3                 | 763.0                          | 14.4        | S                | 3      | ne <sup>o</sup>    |                    |  |
| Costa del Sur XI                     | Huelva                       | 766.6                |             | 9.5       | N               | 1                | ne <sup>o</sup>    |                     | 19                        | 6                 | 763.1                          | 19.3        | NW               | 1      | ne <sup>o</sup>    |                    |  |
|                                      | San Fernando                 | 766.1                | +0.9        | 11.0      | SE              | 1                | nb <sup>o</sup>    |                     | 15                        | 9                 | 764.5                          | 11.0        | WSW              | 1      | cu <sup>o</sup>    |                    |  |
|                                      | Tarifa                       | 765.6                | +1.2        | 1.4       | W               | 1                | Corrima            |                     | 15                        | 11                | 762.8                          | 16.9        | N                | 2      | e. cu <sup>o</sup> |                    |  |
|                                      | Málaga                       | 767.2                | +1.8        | 12.5      | N               | 1                | ne <sup>o</sup>    |                     | 21                        | 10                | 762.6                          | 18.7        | S                | 1      | ne <sup>o</sup>    |                    |  |
|                                      | Almería                      | 766.7                |             | 11.4      | N               | 0                | ne <sup>o</sup>    |                     | 15                        | 11                | 763.3                          | 14.4        | SW               | 3      | e. d <sup>o</sup>  |                    |  |
| Canarias XII                         | Palma                        | 765.4                | +1.4        | 9.0       | S               | 2                | ne <sup>o</sup>    |                     | 15                        | 8                 | 762.4                          | 14.0        | N                | 4      | nb <sup>o</sup>    |                    |  |
|                                      | Mahón                        | 764.6                | +1.0        | 11.0      | N               | 2                | e. cu <sup>o</sup> |                     | 12                        | 10                | 761.2                          | 11.6        | NNW              | 5      | e. cu <sup>o</sup> |                    |  |
| Africa                               | Sta Cruz de Ten <sup>o</sup> | 765.4                | 0.0         | 15.9      | NW              | 1                | lluv <sup>o</sup>  |                     | 7                         | 19                | 15                             | 764.3       | 18.2             | NW     | 2                  | cu <sup>o</sup>    |  |
|                                      | Laguna                       | 765.4                | +0.8        | 11.7      | N               | 4                | lluv <sup>o</sup>  |                     | 14                        | 13                | 11                             | 764.8       | 12.3             | NW     | 4                  | lluv <sup>o</sup>  |  |
| Africa                               | Tetuan                       | 766.1                |             | 14.6      | N               | 1                | ne <sup>o</sup>    |                     | 16                        | 7                 | 763.1                          | 15.2        | NW               | 4      | ne <sup>o</sup>    |                    |  |
|                                      | Melilla                      |                      |             |           |                 |                  |                    |                     |                           |                   |                                |             |                  |        |                    |                    |  |
|                                      | Larache                      |                      |             |           |                 |                  |                    |                     |                           |                   |                                |             |                  |        |                    |                    |  |

— Noticias —