

# DIRECCIÓN GENERAL DEL INSTITUTO GEOGRÁFICO Y ESTADÍSTICO

AÑO XX.

BOLETÍN

1912.

Núm. 145-

DEL

24 - Mayo

## OBSERVATORIO CENTRAL METEOROLÓGICO

### Observaciones del Extranjero

| Observaciones de la mañana a las 7 <sup>h</sup> |                       |                      |             |           |                 |                  |                | Iden las 24 horas |                           |                   | Id. de la vispera por la tarde |             |           |                 |                  |         |         |
|-------------------------------------------------|-----------------------|----------------------|-------------|-----------|-----------------|------------------|----------------|-------------------|---------------------------|-------------------|--------------------------------|-------------|-----------|-----------------|------------------|---------|---------|
| Estaciones                                      | Barómetro.            |                      | Temperatura | Viento    |                 | Estado del cielo | Estado del mar | Lluvia o nieve    | Temp. extr. <sup>as</sup> |                   | Baróm. a 0° y al nivel del mar | Temperatura | Viento    |                 | Estado del cielo |         |         |
|                                                 | al y al nivel del mar | Variación en 3 horas |             | Dirección | F <sup>za</sup> |                  |                |                   | Máx. <sup>a</sup>         | Min. <sup>a</sup> |                                |             | Dirección | F <sup>za</sup> |                  |         |         |
| Escandi-<br>navia                               | Bodo                  | 751.0                | +1.8        | 8.6       | S.M.            | 4                | neb.           | Riz. <sup>a</sup> |                           | 13                | 6                              | 755.5       | 11.7      | E.              | 2                | neb.    |         |
|                                                 | Cristiansund          | 752.6                | +0.6        | 8.0       | cal.            | 0                | niebla         | Riz. <sup>a</sup> |                           | 5                 | 8                              | 759.8       | 7.2       | N.W.            | 2                | niebla. |         |
|                                                 | Skudesnoes            |                      |             |           |                 |                  |                |                   |                           |                   |                                |             |           |                 |                  |         |         |
| Rusia y Austria                                 | Riga                  | 755.5                | +0.4        | 18.4      | S.              | 1                | S.             |                   |                           | 14                |                                | 754.0       | 14.7      | S.W.            | 1                | neb.    |         |
|                                                 | Moscou                | 758.8                | +0.1        | 18.0      | N.E.            | 0                | S.             |                   |                           |                   |                                | 758.1       | 17.2      | S.M.            | 0                | S.      |         |
|                                                 | Nicolaiev             | 758.9                |             | 15.5      | S.W.            | 0                | c.d.           |                   |                           |                   |                                | 760.3       | 16.1      | S.              | 1                | S.      |         |
|                                                 | Feldkirch             | 758.4                | +1.8        | 8.4       | cal.            | 0                | Lluvia.        |                   |                           | 25                | 18                             | 8           | 756.7     | 11.0            | N.               | 1       | Lluvia. |
|                                                 | Cernovitz             | 755.1                | 0.0         | 13.8      | S.              | 2                | neb.           |                   |                           |                   | 26                             | 11          | 755.0     | 17.8            | N.W.             | 2       | neb.    |
|                                                 | Cracovia              | 756.4                | +0.8        | 12.8      | N.W.            | 4                | Lluvia.        |                   |                           | 50                | 24                             | 12          | 755.5     | 14.8            | N.               | 1       | neb.    |
|                                                 | Pola                  | 751.8                | +0.2        | 13.8      | S.M.            | 2                | S.             |                   |                           | 2                 | 19                             | 13          | 755.9     | 16.2            | S.W.             | 2       | c.d.    |
|                                                 | Viena                 | 754.1                | -0.1        | 13.2      | N.W.            | 2                | Lluvia.        |                   |                           | 6                 | 20                             | 13          | 754.6     | 15.2            | cal.             | 0       | Lluvia. |
| Islas<br>Británicas                             | Stornoway             |                      |             |           |                 |                  |                |                   |                           |                   |                                |             |           |                 |                  |         |         |
|                                                 | Shields               |                      |             |           |                 |                  |                |                   |                           |                   |                                |             |           |                 |                  |         |         |
|                                                 | Valentia              | 768.4                | +1.5        | 8.3       | cal.            | 0                | S.             | N.W.              |                           | 14.4              | 3.9                            | 762.8       | 12.8      | N.W.            | 3                | c.d.    |         |
| Francia                                         | Grise Nex             | 762.8                | +1.5        | 11.0      | N.W.            | 5                | c.ub.          | N.W.              |                           | 16                | 10                             | 756.5       | 13.0      | N.W.            | 4                | c.ub.   |         |
|                                                 | St. Mathieu           | 767.3                | +1.8        | 11.2      | N.              | 3                | c.d.           | N.W.              |                           | 15                | 10                             | 760.1       | 13.0      | S.W.            | 3                | c.ub.   |         |
|                                                 | Isla de Aix           | 765.9                |             | 13.0      | N.W.            | 4                | neb.           | N.W.              |                           | 8                 | 17                             | 12          | 758.4     | 15.0            | N.W.             | 6       | c.ub.   |
|                                                 | Biarritz              | 765.8                |             | 12.8      | N.              | 3                | Lluvia.        | N.W.              |                           | 22                | 18                             | 11          | 762.3     | 15.0            | N.               | 6       | neb.    |
|                                                 | Paris                 | 762.3                | +1.8        | 11.3      | N.W.            | 2                | neb.           |                   |                           | 6                 | 18.2                           | 10.4        | 756.7     | 14.6            | N.W.             | 2       | neb.    |
|                                                 | Clermont              | 758.1                | +2.0        | 10.3      | N.W.            | 3                | Lluvia.        |                   |                           | 6                 | 14.7                           | 9.8         | 757.3     | 12.3            | S.               | 4       | c.ub.   |
|                                                 | Perpiñan              | 763.1                | +1.2        | 15.2      | N.              | 4                | c.d.           |                   |                           | 1                 | 19.3                           | 12.8        | 759.6     | 15.8            | N.               | 4       | neb.    |
|                                                 | Cabo Sicié            | 757.8                |             | 12.4      | N.W.            | 5                | c.d.           | N.W.              |                           | 2                 | 20                             | 12          | 766.7     | 11.6            | N.W.             | 4       | c.ub.   |
|                                                 | Niza                  | 756.0                | +1.2        | 14.5      | cal.            | 0                | c.ub.          | N.W.              |                           | 23                | 11                             | 753.9       | 14.5      | N.W.            | 2                | neb.    |         |
| Italia                                          | Liorna                | 754.0                | 0.0         | 16.4      | S.W.            | 2                | Orchada        |                   |                           | 7                 |                                | 755.9       | 19.3      | N.W.            | 4                | neb.    |         |
|                                                 | Roma                  | 755.4                | 0.0         | 15.2      | N.W.            | 3                | neb.           |                   |                           | 14                |                                | 759.1       | 17.5      | S.W.            | 3                | Lluvia. |         |
|                                                 | Cagliari              | 761.3                |             | 17.0      | N.W.            | 5                | S.             |                   |                           |                   |                                | 762.2       | 26.0      | N.W.            | 5                | c.d.    |         |
|                                                 | Palermo               | 760.4                | +0.3        | 20.8      | N.              | 5                | c.d.           |                   |                           |                   |                                | 760.6       | 18.0      | S.              | 2                | S.      |         |
| Portugal                                        | Porto                 |                      |             |           |                 |                  |                |                   |                           |                   |                                |             |           |                 |                  |         |         |
|                                                 | Lisboa                | 766.7                | +0.5        | 15.4      | N.              | 5                | S.             | N.W.              |                           | 19                | 12                             | 767.5       | 13.9      | N.              | 4                | c.d.    |         |
|                                                 | Lagos                 | 765.1                |             | 19.0      | S.              | 1                | S.             | N.W.              |                           | 23                | 11                             | 765.3       | 15.3      | N.              | 3                | c.d.    |         |
|                                                 | Horta                 | 763.1                | -0.0        | 18.0      | S.W.            | 4                | neb.           | N.W.              |                           | 19                | 14                             | 763.3       | 17.4      | S.              | 5                | neb.    |         |
|                                                 | Angra                 |                      |             |           |                 |                  |                |                   |                           |                   |                                |             |           |                 |                  |         |         |
|                                                 | Punta delgada         | 765.9                | +0.1        | 12.2      | S.              | 4                | neb.           | N.W.              |                           | 18                | 15                             | 764         | 16.0      | S.W.            | 3                | c.d.    |         |
| Funchal                                         | 766.0                 | +0.6                 | 17.2        | N.E.      |                 | S.               | N.W.           |                   | 21                        | 11                | 766.4                          | 18.0        | N.W.      | 3               | S.               |         |         |
| Marruecos<br>y Argelia                          | Tanger                |                      |             |           |                 |                  |                |                   |                           |                   |                                |             |           |                 |                  |         |         |
|                                                 | Casablanca            |                      |             |           |                 |                  |                |                   |                           |                   |                                |             |           |                 |                  |         |         |
|                                                 | Orán                  |                      |             |           |                 |                  |                |                   |                           |                   |                                |             |           |                 |                  |         |         |
|                                                 | Argel                 |                      |             |           |                 |                  |                |                   |                           |                   |                                |             |           |                 |                  |         |         |
|                                                 | Tinex<br>Sfaks        |                      |             |           |                 |                  |                |                   |                           |                   |                                |             |           |                 |                  |         |         |

Precios de suscripción

Un año... 18... pesetas. Un semestre... 9... pesetas

Administrador

Habilitado del material de la Dirección general del Instituto Geográfico y Estadístico. Madrid

Dirección: Adresse: Address:

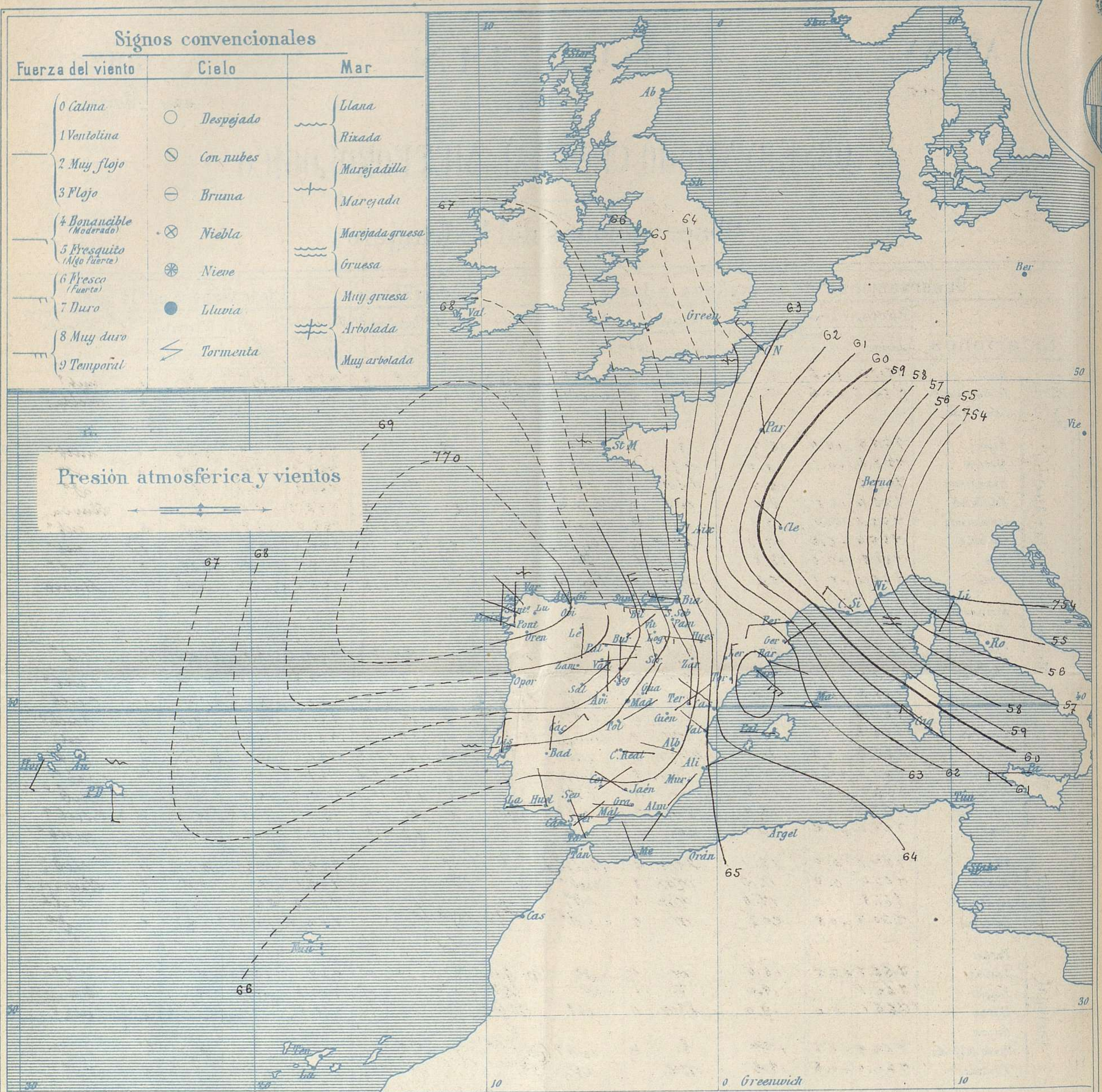
Señor

Jefe del Observatorio Central Meteorológico  
Parque del Retiro

Apartado n.º 285.

Madrid. (ESPAÑA)





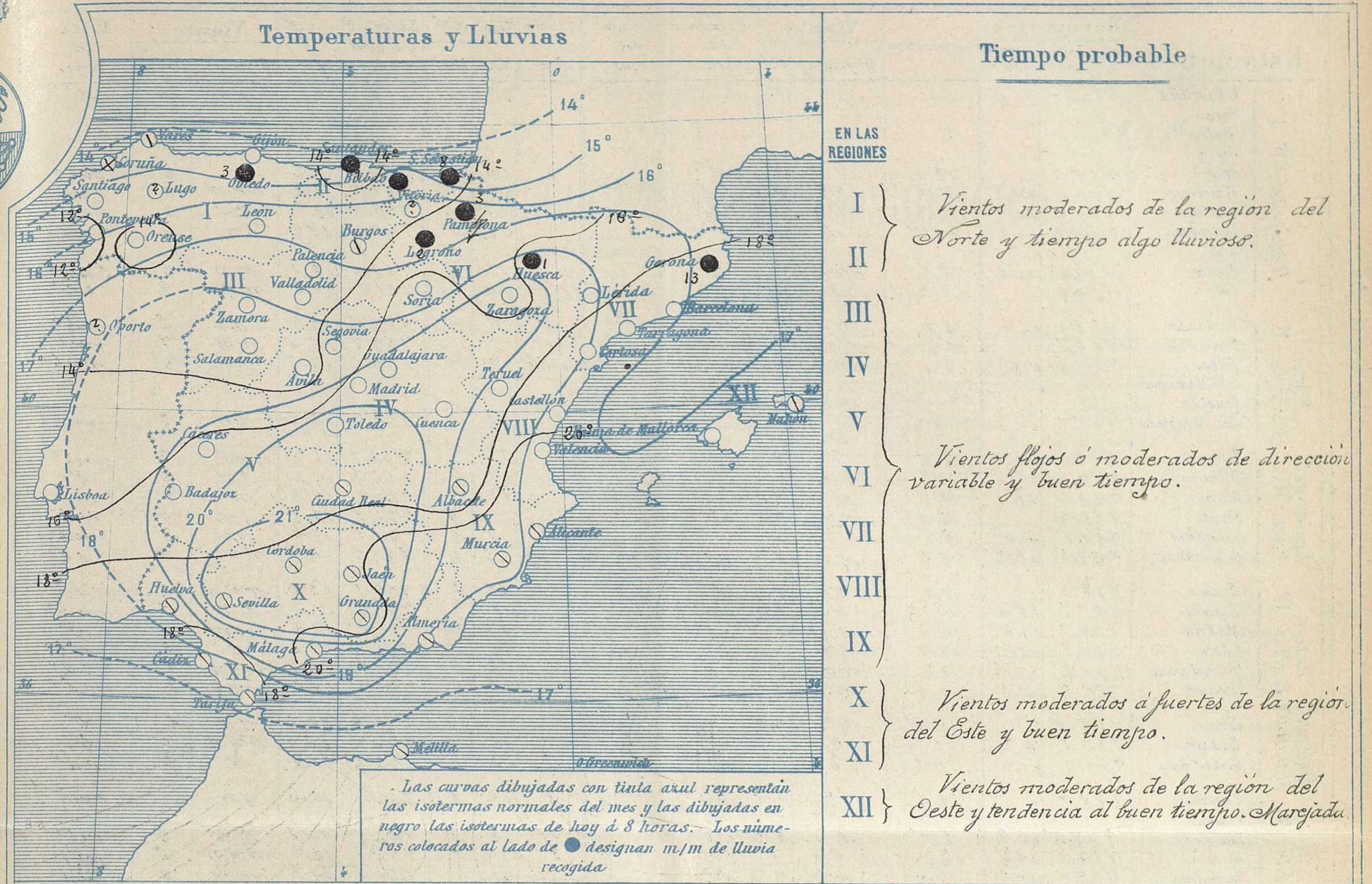
**Estado general**

Prosiguen hacia Oriente las presiones débiles y las más altas formando un anticiclón bien definido se han colocado al N.W. de Galicia, con lo cual el tiempo mejoró por toda España, pero aún llueve en la región Cantábrica y el viento sopla con fuerza en el golfo de Gascuña y el Mar Balear.

La temperatura máxima de ayer fue de 31 grados en Murcia y la mínima de hoy ha sido de 3 grados en Avila y Cuenca.



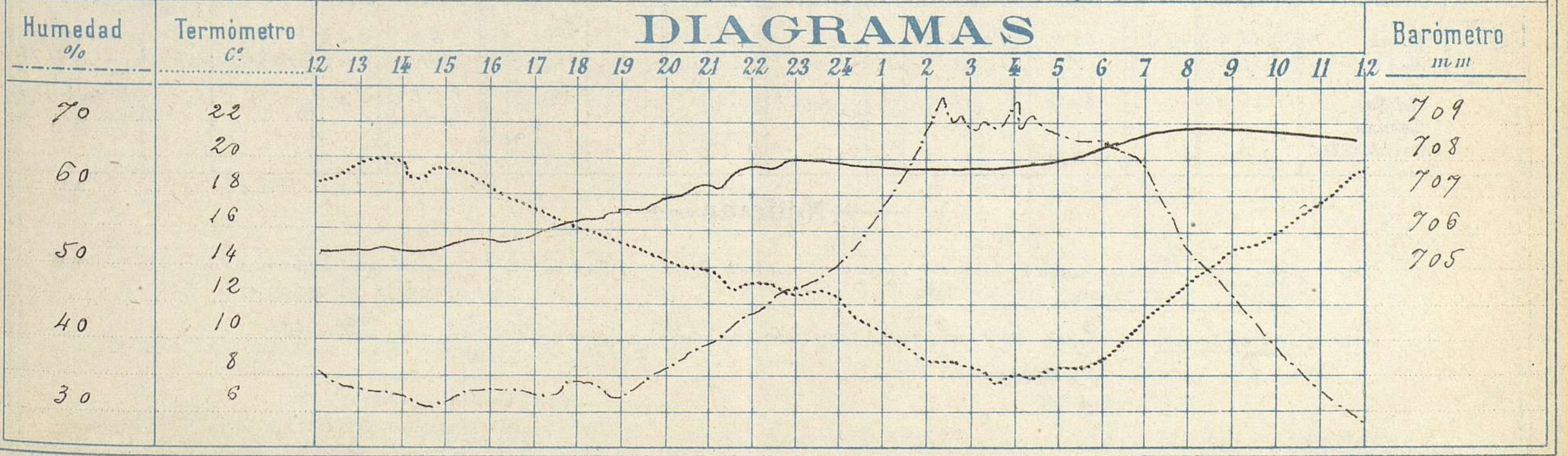




Observaciones de Madrid entre 12<sup>h</sup> del día 23 y 12<sup>h</sup> del día 24

PARQUE DEL RETIRO (Altitud 667 m.)

| Hora | Barómetro m.m | Termómetro C° | Humedad % | Viento | Fuerza 0 a 9 | Lluvia o Nieve m.m | Estado del Cielo | Notas                                     |
|------|---------------|---------------|-----------|--------|--------------|--------------------|------------------|-------------------------------------------|
| 16   | 705.59        | 18.3          | 33        | NW     | 4            | "                  | Despejado        | Temp <sup>o</sup> máxima a la sombra 19°6 |
| 20   | 706.77        | 14.4          | 36        | NW     | 3            | "                  | Id               | Id mínima a la id 7°2                     |
| 24   | 707.75        | 12.0          | 50        | NW     | 3            | "                  | Id               |                                           |
| 4    | 707.65        | 7.6           | 70        | S      | 1            | "                  | Id               |                                           |
| 8    | 708.75        | 12.6          | 52        | NNE    | 2            | "                  | Casi despejado   |                                           |
| 12   | 708.41        | 19.0          | 28        | N      | 2            | "                  | Despejado        |                                           |





# Observaciones de España

| Observaciones de la mañana á 8 horas |                         |                      |             |           |                 |                  |                |                |                           | Id. en las 24 horas |                                |             | Id. de la vispera á 16 horas |         |                  |        |
|--------------------------------------|-------------------------|----------------------|-------------|-----------|-----------------|------------------|----------------|----------------|---------------------------|---------------------|--------------------------------|-------------|------------------------------|---------|------------------|--------|
| Estaciones                           | Barómetro.              |                      | Temperatura | Viento    |                 | Estado del cielo | Estado del mar | Lluvia ó nieve | Temp. extr. <sup>as</sup> |                     | Barom. á 0° y al nivel del mar | Temperatura | Viento                       |         | Estado del cielo |        |
|                                      | á 0° y al nivel del mar | Variación en 3 horas |             | Dirección | F <sup>ta</sup> |                  |                |                | Max. <sup>a</sup>         | Min. <sup>a</sup>   |                                |             | Dirección                    | Fuerza  |                  |        |
| Región del N.W. I                    | La Coruña               | 771.3                | 0.0         | 13.4      | N.W.            | 1                | niebla         | N.W.           | 16                        | 11                  | 767.5                          | 14.0        | N.W.                         | 3       | c.d.             |        |
|                                      | Vares                   |                      |             |           |                 |                  |                |                |                           |                     |                                |             |                              |         |                  |        |
|                                      | Avilés                  |                      |             |           |                 |                  |                |                |                           |                     |                                |             |                              |         |                  |        |
|                                      | Gijón                   |                      |             |           |                 |                  |                |                |                           |                     |                                |             |                              |         |                  |        |
|                                      | Oviedo                  | 769.5                |             | 12.4      | N.W.            | 1                | c.d.           |                | 16                        | 9                   | 763.6                          | 14.2        | N.                           | 2       | sub.             |        |
|                                      | Finisterre              | 770.4                | +0.8        | 20.3      | N.              | 2                | c.d.           | m. da          | 19                        | 12                  | 767.5                          | 17.2        | N.W.                         | 5       | c. sub.          |        |
|                                      | Santiago                | 770.4                | +0.9        | 12.6      | N.W.            | 1                | c.d.           |                | 17                        | 6                   | 766.5                          | 13.9        | N.W.                         | 2       | c. sub.          |        |
|                                      | Pontevedra              | 770.2                | +0.1        | 17.9      | N.              | 2                | c.d.           |                | 18                        | 6                   | 762.4                          | 16.8        | S.W.                         | 2       | c. sub.          |        |
|                                      | Lugo                    |                      |             |           |                 |                  |                |                |                           |                     |                                |             |                              |         |                  |        |
| Orense                               | 769.9                   | +1.2                 | 13.5        | N.W.      | 0               | c.d.             |                | 17             | 7                         | 766.0               | 16.1                           | N.W.        | 2                            | c. sub. |                  |        |
| León                                 | 768.9                   |                      | 2.0         | S.        | 0               | c.d.             |                | 17             | 2                         | 761.9               | 14.7                           | N.W.        | 4                            | c.d.    |                  |        |
| Región Cantábrica II                 | Santander               | 768.1                | +1.0        | 12.8      | N.              | 6                | sub.           | m. da          | 14                        | 12                  | 762.6                          | 15.9        | N.                           | 4       | sub.             |        |
|                                      | Punta Galea             | 768.7                |             | 12.3      | N.W.            | 6                | sub.           | m. da          | 2                         |                     | 763.5                          | 16.4        | N.W.                         | 4       | sub.             |        |
|                                      | Bilbao                  | 768.2                | +1.2        | 13.4      | N.W.            | 5                | lluvia         |                | 18                        | 10                  | 763.0                          | 17.6        | N.W.                         | 4       | sub.             |        |
|                                      | Cabo Machichaco         |                      |             |           |                 |                  |                |                |                           |                     |                                |             |                              |         |                  |        |
|                                      | Igueldo                 |                      |             |           |                 |                  |                |                |                           |                     |                                |             |                              |         |                  |        |
| San Sebastián                        | 767.6                   | +0.8                 | 13.2        | N.        | 6               | lluvia           | gr.            | 5              | 16                        | 12                  | 762.4                          | 16.0        | N.W.                         | 8       | sub.             |        |
| Región del Duero III                 | Zamora                  | 768.3                | +1.0        | 9.6       | S.              | 0                | S.             |                | 18                        | 5                   | 763.7                          | 16.4        | N.                           | 3       | sub.             |        |
|                                      | Palencia                | 769.4                | +1.0        | 9.2       | S.              | 1                | S.             |                | 16                        | 4                   | 762.7                          | 15.3        | N.W.                         | 3       | S.               |        |
|                                      | Burgos                  | 768.0                | +1.0        | 9.0       | N.E.            | 2                | c. sub.        |                | 16                        | 5                   | 760.9                          | 15.0        | N.                           | 3       | c. sub.          |        |
|                                      | Soria                   | 766.0                |             | 12.0      | N.W.            | 3                | S.             |                | 18                        | 6                   | 759.6                          | 16.8        | S.W.                         | 4       | sub.             |        |
|                                      | Valladolid              | 769.1                | 0.0         | 9.5       | S.              | 1                | S.             |                | 18                        | 5                   | 762.7                          | 17.2        | N.                           | 3       | sub.             |        |
|                                      | Salamanca               | 768.6                | +0.5        | 9.2       | N.E.            | 3                | S.             |                | 16                        | 4                   | 763.7                          | 14.0        | N.W.                         | 4       | c.d.             |        |
| Región Central IV                    | Ávila                   | 758.8                |             | 7.5       | N.              | 0                | S.             |                | 13                        | 3                   | 757.1                          | 13.0        | N.W.                         | 2       | c.d.             |        |
|                                      | Segovia                 | 767.7                | +1.4        | 10.0      | N.              | 0                | S.             |                | 18                        | 4                   | 761.9                          | 17.0        | N.W.                         | 5       | sub.             |        |
|                                      | Madrid                  | 766.7                | +1.2        | 12.6      | N.W.            | 2                | c.d.           |                | 19                        | 7                   | 762.2                          | 18.3        | N.W.                         | 4       | S.               |        |
|                                      | Toledo                  | 766.7                | +1.0        | 14.2      | N.E.            | 3                | S.             |                | 22                        | 10                  | 761.6                          | 21.6        | N.                           | 3       | sub.             |        |
|                                      | Guadalajara             | 765.9                | +0.6        | 13.4      | N.W.            | 1                | c.d.           |                | 18                        | 5                   | 761.1                          | 17.6        | N.W.                         | 3       | c.d.             |        |
|                                      | Cuenca                  | 765.2                | +1.2        | 10.8      | N.E.            | 1                | S.             |                | 16                        | 3                   | 759.9                          | 15.2        | N.E.                         | 3       | c.d.             |        |
|                                      |                         |                      |             |           |                 |                  |                |                |                           |                     |                                |             |                              |         |                  |        |
| Alto Extrem. V                       | Cáceres                 | 765.0                |             | 15.6      | N.E.            | 4                | S.             |                | 24                        | 10                  | 763.6                          | 22.2        | N.W.                         | 2       | S.               |        |
|                                      | Badajoz                 | 767.1                | 0.0         | 16.0      | N.              | 1                | S.             |                | 23                        | 10                  | 764.7                          | 22.0        | N.W.                         | 4       | S.               |        |
|                                      | Madrid                  | 761.0                | +1.0        | 14.1      | S.              | 3                | sub.           |                | 22                        | 8                   | 762.6                          | 21.5        | N.                           | 6       | c.d.             |        |
|                                      |                         |                      |             |           |                 |                  |                |                |                           |                     |                                |             |                              |         |                  |        |
| Alto Ebro VI                         | Logroño                 | 768.0                |             | 12.7      | S.W.            | 1                | sub.           |                | 2                         | 22                  | 2                              | 761.4       | 18.0                         | N.W.    | 1                | sub.   |
|                                      | Vitoria                 |                      |             |           |                 |                  |                |                |                           |                     |                                |             |                              |         |                  |        |
|                                      | Pamplona                | 767.5                | +2.2        | 11.0      | N.              | 3                | sub.           |                | 3                         | 16                  | 8                              | 761.8       | 14.8                         | N.W.    | 2                | sub.   |
|                                      | Huesca                  | 764.9                | +2.2        | 13.4      | N.W.            | 4                | c.d.           |                | 1                         | 28                  | 12                             | 760.1       | 16.7                         | N.W.    | 2                | sub.   |
|                                      | Zaragoza                | 757.1                | +0.5        | 14.0      | N.W.            | 2                | S.             | trayable       | 21                        | 11                  | 760.2                          | 19.3        | N.W.                         | 2       | sub.             |        |
| Cataluña VII                         | Lérida                  |                      |             |           |                 |                  |                |                |                           |                     |                                |             |                              |         |                  |        |
|                                      | Gerona                  | 764.7                | +1.0        | 17.6      | N.E.            | 0                | c.d.           |                | 13                        | 21                  | 7                              | 761.6       | 16.2                         | N.E.    | 3                | lluvia |
|                                      | Barcelona               | 763.1                | +1.0        | 18.8      | S.E.            | 2                | S.             | m. da          | 25                        | 13                  | 759.4                          | 16.2        | S.W.                         | 5       | sub.             |        |
|                                      | Tarragona               | 762.9                |             | 19.8      | S.E.            | 8                | S.             | gr.            | 26                        | 14                  | 758.7                          | 23.5        | S.                           | 4       | c.d.             |        |
|                                      | Tortosa                 | 762.2                | +0.3        | 18.0      | N.W.            | 7                | S.             |                | 25                        | 15                  | 758.9                          | 24.2        | N.W.                         | 4       | c.d.             |        |
| Levan. VIII                          | Teruel                  | 762.0                |             | 11.1      | N.              | 5                | c.d.           |                | 18                        | 5                   | 758.8                          | 18.0        | N.                           | 5       | S.               |        |
|                                      | Castellón               | 764.0                | +0.2        | 19.1      | N.W.            | 2                | S.             |                | 25                        | 17                  | 759.0                          | 22.7        | S.W.                         | 1       | S.               |        |
|                                      | Valencia                | 764.3                | +2.1        | 21.0      | N.W.            | 4                | S.             |                | 27                        | 15                  | 759.2                          | 27.4        | N.                           | 4       | S.               |        |
|                                      |                         |                      |             |           |                 |                  |                |                |                           |                     |                                |             |                              |         |                  |        |
| Cuenca del Guadalq. X del S.E. IX    | Albacete                | 766.1                |             | 13.0      | N.              | 5                | sub.           |                | 22                        | 7                   | 760.4                          | 21.4        | N.                           | 4       | sub.             |        |
|                                      | Alicante                | 764.3                | +1.6        | 20.4      | S.W.            | 3                | sub.           | gr.            | 22                        | 16                  | 759.8                          | 23.0        | S.                           | 4       | S.               |        |
|                                      | Murcia                  | 764.4                | +1.0        | 21.0      | S.W.            | 1                | sub.           |                | 31                        | 17                  | 759.1                          | 30.0        | N.W.                         | 3       | S.               |        |
|                                      |                         |                      |             |           |                 |                  |                |                |                           |                     |                                |             |                              |         |                  |        |
|                                      |                         |                      |             |           |                 |                  |                |                |                           |                     |                                |             |                              |         |                  |        |
| Cuenca del Guadalq. X del S.E. IX    | Sevilla                 | 764.6                |             | 19.0      | N.              | 5                | c. sub.        |                | 28                        | 13                  | 764.2                          | 27.0        | N.                           | 4       | sub.             |        |
|                                      | Córdoba                 | 764.7                | +1.0        | 19.0      | N.E.            | 1                | sub.           |                | 28                        | 12                  | 762.2                          | 27.4        | S.W.                         | 3       | c. sub.          |        |
|                                      | Jaén                    | 765.8                |             | 16.6      | N.W.            | 1                | c.d.           |                | 23                        | 14                  | 762.6                          | 22.2        | N.W.                         | 1       | c.d.             |        |
|                                      | Granada                 | 764.0                | +0.4        | 14.0      | N.              | 1                | sub.           |                | 23                        | 11                  | 762.8                          | 22.4        | N.                           | 3       | c. sub.          |        |
|                                      |                         |                      |             |           |                 |                  |                |                |                           |                     |                                |             |                              |         |                  |        |
| Costa del Sur XI                     | Huelva                  | 764.5                |             | 18.5      | N.W.            | 0                | sub.           |                | 26                        | 12                  | 765.0                          | 20.3        | S.W.                         | 5       | sub.             |        |
|                                      | Algeciras               |                      |             |           |                 |                  |                |                |                           |                     |                                |             |                              |         |                  |        |
|                                      | San Fernando            | 764.4                | +1.0        | 16.5      | N.E.            | 1                | sub.           | m. da          | 22                        | 14                  | 761.1                          | 18.8        | N.                           | 3       | c. sub.          |        |
|                                      | Tarifa                  | 765.4                |             | 16.7      | N.W.            | 1                | sub.           | cal.           |                           |                     |                                |             |                              |         |                  |        |
|                                      | Málaga                  | 764.8                | +1.0        | 21.4      | N.              | 0                | sub.           | cal.           | 28                        |                     | 767.4                          | 26.6        | N.W.                         | 6       | c. sub.          |        |
| Almería                              | 761.0                   |                      | 21.8        | S.W.      | 0               | sub.             | cal.           | 25             | 17                        | 758.6               | 23.4                           | S.W.        | 4                            | sub.    |                  |        |
| Baleares XII                         | Palma                   | 763.4                | +1.2        | 19.4      | N.              | 3                | S.             | gr.            | 26                        | 15                  | 760.7                          | 24.3        | N.                           | 1       | c.d.             |        |
|                                      | Mahón                   | 762.4                |             | 19.8      | N.              | 3                | sub.           |                | 25                        | 13                  | 759.0                          | 23.4        | N.W.                         | 3       | S.               |        |
|                                      |                         |                      |             |           |                 |                  |                |                |                           |                     |                                |             |                              |         |                  |        |
| Melilla                              | 767.7                   |                      | 20.0        | N.W.      | 3               | sub.             | cal.           | 26             | 18                        | 767.0               | 25.0                           | N.          | 6                            | sub.    |                  |        |
| Laguna                               |                         |                      |             |           |                 |                  |                |                |                           |                     |                                |             |                              |         |                  |        |
| Sta Cruz de Ten.                     |                         |                      |             |           |                 |                  |                |                |                           |                     |                                |             |                              |         |                  |        |

## Noticias

En Gerona - Tormentas con granizo á las 9.43, 12.40 y 15.30 (Prof. Sr. Espona).

En Pamplona - A las 9.30 débil tormenta con granizo (Prof. Sr. Florin).

Marruecos