

# DIRECCIÓN GENERAL DEL INSTITUTO GEOGRÁFICO Y ESTADÍSTICO

AÑO XXV

BOLETÍN

1917

Núm.º 128

DEL

7 de Julio

## OBSERVATORIO CENTRAL METEOROLÓGICO

### Observaciones del Extranjero

| Observaciones de la mañana á las 7 <sup>h</sup> |                       |                      |             |           |                 |                  |                |                |                           | Id. en las 24 horas |                                | Id. de la vispera por la tarde |           |                 |                  |  |
|---|-----------------------|----------------------|-------------|-----------|-----------------|------------------|----------------|----------------|---------------------------|---------------------|--------------------------------|--------------------------------|-----------|-----------------|------------------|--|
| Estaciones                                      | Barómetro             |                      | Temperatura | Viento    |                 | Estado del cielo | Estado del mar | Lluvia ó nieve | Temp. extr. <sup>as</sup> |                     | Barom. á 0° y al nivel del mar | Temperatura                    | Viento    |                 | Estado del cielo |  |
|   | á 0° al nivel del mar | Variación en 3 horas |             | Dirección | F <sup>va</sup> |                  |                |                | Max. <sup>a</sup>         | Min. <sup>a</sup>   |                                |                                | Dirección | F <sup>va</sup> |                  |  |
| Escandinavia                                    | Bodo                  |                      |             |           |                 |                  |                |                |                           |                     |                                |                                |           |                 |                  |  |
|   | Cristiansund          |                      |             |           |                 |                  |                |                |                           |                     |                                |                                |           |                 |                  |  |
|   | Skudesnoes            |                      |             |           |                 |                  |                |                |                           |                     |                                |                                |           |                 |                  |  |
| Europa Oriental y Central                       | Riga                  |                      |             |           |                 |                  |                |                |                           |                     |                                |                                |           |                 |                  |  |
|   | Moscou                |                      |             |           |                 |                  |                |                |                           |                     |                                |                                |           |                 |                  |  |
|   | Nicolaiew             |                      |             |           |                 |                  |                |                |                           |                     |                                |                                |           |                 |                  |  |
|   | Feldkirch             |                      |             |           |                 |                  |                |                |                           |                     |                                |                                |           |                 |                  |  |
|   | Czernovitz            |                      |             |           |                 |                  |                |                |                           |                     |                                |                                |           |                 |                  |  |
|   | Cracovia              |                      |             |           |                 |                  |                |                |                           |                     |                                |                                |           |                 |                  |  |
|   | Pola                  |                      |             |           |                 |                  |                |                |                           |                     |                                |                                |           |                 |                  |  |
|   | Viena                 |                      |             |           |                 |                  |                |                |                           |                     |                                |                                |           |                 |                  |  |
|   | Berlin                |                      |             |           |                 |                  |                |                |                           |                     |                                |                                |           |                 |                  |  |
| Berna   |                       |                      |             |           |                 |                  |                |                |                           |                     |                                |                                |           |                 |                  |  |
| Islas Británicas                                | Stornoway             |                      |             |           |                 |                  |                |                |                           |                     |                                |                                |           |                 |                  |  |
|   | Shields               |                      |             |           |                 |                  |                |                |                           |                     |                                |                                |           |                 |                  |  |
|   | Valentia              |                      |             |           |                 |                  |                |                |                           |                     |                                |                                |           |                 |                  |  |
| Francia   | Grise Nex             |                      |             |           |                 |                  |                |                |                           |                     |                                |                                |           |                 |                  |  |
|   | St. Mathieu           |                      |             |           |                 |                  |                |                |                           |                     |                                |                                |           |                 |                  |  |
|   | Isla de Aix           |                      |             |           |                 |                  |                |                |                           |                     |                                |                                |           |                 |                  |  |
|   | Biarritz              |                      |             |           |                 |                  |                |                |                           |                     |                                |                                |           |                 |                  |  |
|   | Paris                 |                      |             |           |                 |                  |                |                |                           |                     |                                |                                |           |                 |                  |  |
|   | Clermont              |                      |             |           |                 |                  |                |                |                           |                     |                                |                                |           |                 |                  |  |
|   | Perpiñán              |                      |             |           |                 |                  |                |                |                           |                     |                                |                                |           |                 |                  |  |
|   | Cabo Sicié            |                      |             |           |                 |                  |                |                |                           |                     |                                |                                |           |                 |                  |  |
| Niza  |                       |                      |             |           |                 |                  |                |                |                           |                     |                                |                                |           |                 |                  |  |
| Italia  | Tiorna                |                      |             |           |                 |                  |                |                |                           |                     |                                |                                |           |                 |                  |  |
|   | Roma                  |                      |             |           |                 |                  |                |                |                           |                     |                                |                                |           |                 |                  |  |
|   | Cagliari              |                      |             |           |                 |                  |                |                |                           |                     |                                |                                |           |                 |                  |  |
|   | Palermo               |                      |             |           |                 |                  |                |                |                           |                     |                                |                                |           |                 |                  |  |
| Portugal  | Porto                 | 7.64.2               | 0.0         | 18.7      | W. N. W.        | 4                | est.           | blanca         | 22                        | 17                  | 7.63.1                         | 18.7                           | W         | 2               | est.             |  |
|   | Lisboa                | 7.52.0               | 0.0         | 19        | W. N. W.        | 2                | est.           | blanca         | 25                        | 17                  | 7.60.8                         | 25                             | W. N. W.  | 4               | est.             |  |
|   | Lagos                 |                      |             |           |                 |                  |                |                |                           |                     |                                |                                |           |                 |                  |  |
|   | Horta                 |                      |             |           |                 |                  |                |                |                           |                     |                                |                                |           |                 |                  |  |
|   | Flores                |                      |             |           |                 |                  |                |                |                           |                     |                                |                                |           |                 |                  |  |
|   | Punta Delgada         | 7.65.8               | 7.0.4       | 17.6      | N. W.           | 1                | est.           | blanca         | 22                        | 15                  | 7.65.9                         | 19.7                           | W. N. W.  | 1               | blanca           |  |
| Funchal   | 7.65.8                | 7.0.1                | 17          | N. E.     | 3               | e. d.            | W. N. W.       | 21             | 16                        | 7.65.1              | 21                             | W. N. W.                       | 2         | est.            |                  |  |
| Marruecos y Argelia                             | Tánger                |                      |             |           |                 |                  |                |                |                           |                     |                                |                                |           |                 |                  |  |
|   | Orán                  |                      |             |           |                 |                  |                |                |                           |                     |                                |                                |           |                 |                  |  |
|   | Laghout               |                      |             |           |                 |                  |                |                |                           |                     |                                |                                |           |                 |                  |  |
|   | Argel                 |                      |             |           |                 |                  |                |                |                           |                     |                                |                                |           |                 |                  |  |
|   | Cap de Garde          |                      |             |           |                 |                  |                |                |                           |                     |                                |                                |           |                 |                  |  |
|   | Túnex                 |                      |             |           |                 |                  |                |                |                           |                     |                                |                                |           |                 |                  |  |
| Biskra  |                       |                      |             |           |                 |                  |                |                |                           |                     |                                |                                |           |                 |                  |  |

#### Radiogramas

#### Precios de suscripción

España ..... Un año 18 pesetas . Un semestre 9 pesetas  
Extranjero ..... Un año 30 pesetas

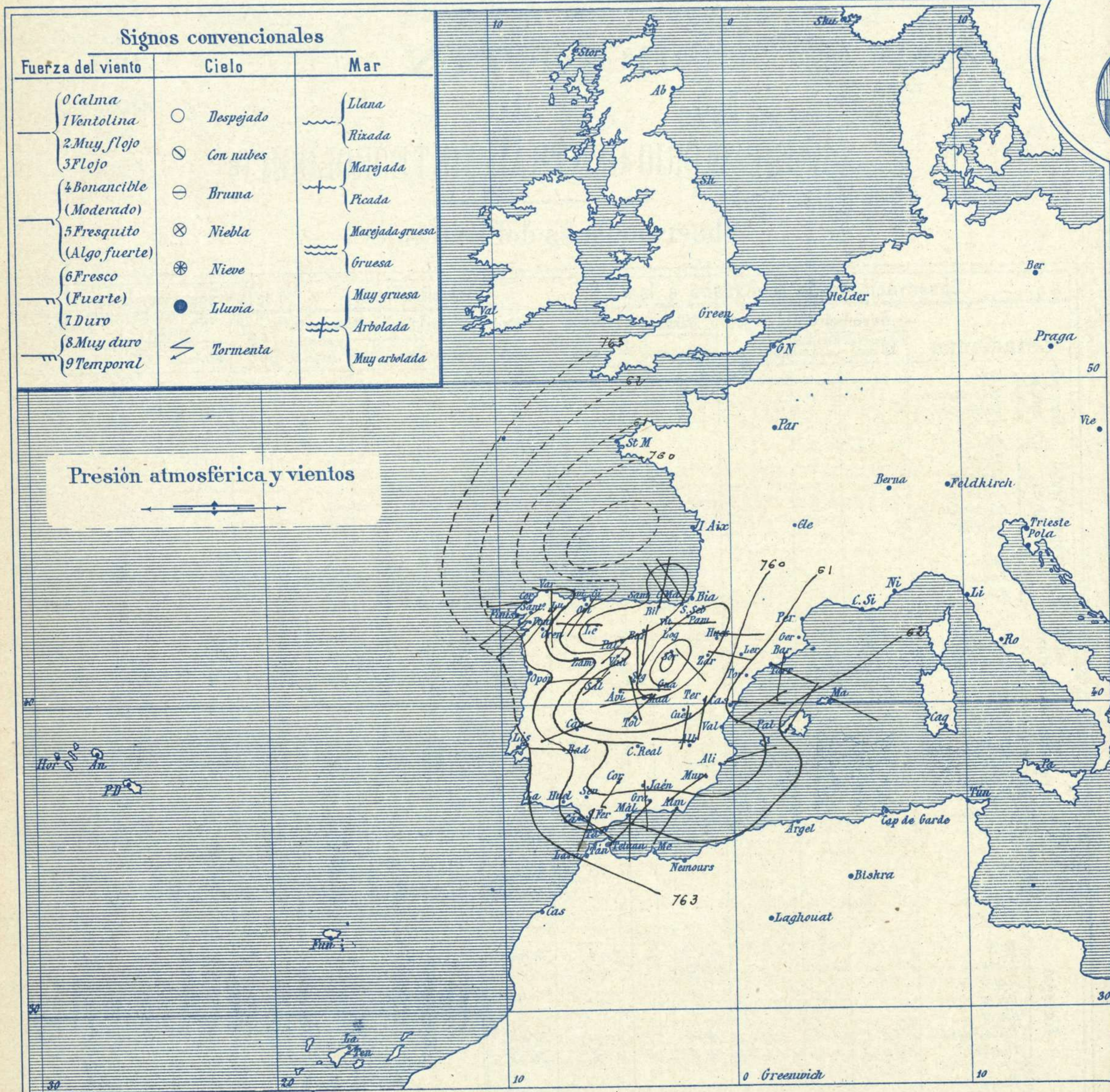
Administrador { Habilitado del material de la Dirección general del  
Instituto Geográfico y Estadístico. Madrid

#### Dirección : Adresse : Address :

Señor  
Jefe del Observatorio Central Meteorológico  
Parque del Retiro

Madrid. (ESPAÑA)

Apartado n.º 285.



**Estado general**

Entre Soria y Guadalajara aparece el centro de menor importancia entre los que producen el desequilibrio atmosférico que se observa hoy en la península Ibérica (758 m/m)

Por toda España soplan los vientos del tercer cuadrante y el cielo aparece hoy con bastantes nubes, sobre todo hacia el N.W.

La temperatura no es tan elevada como durante las 24 horas precedentes: la máxima de ayer fue de 36 grados en Córdoba y Granada y la mínima de hoy ha sido de 12 grados en Logroño.

Las presiones altas deben de hallarse hacia las Azores.

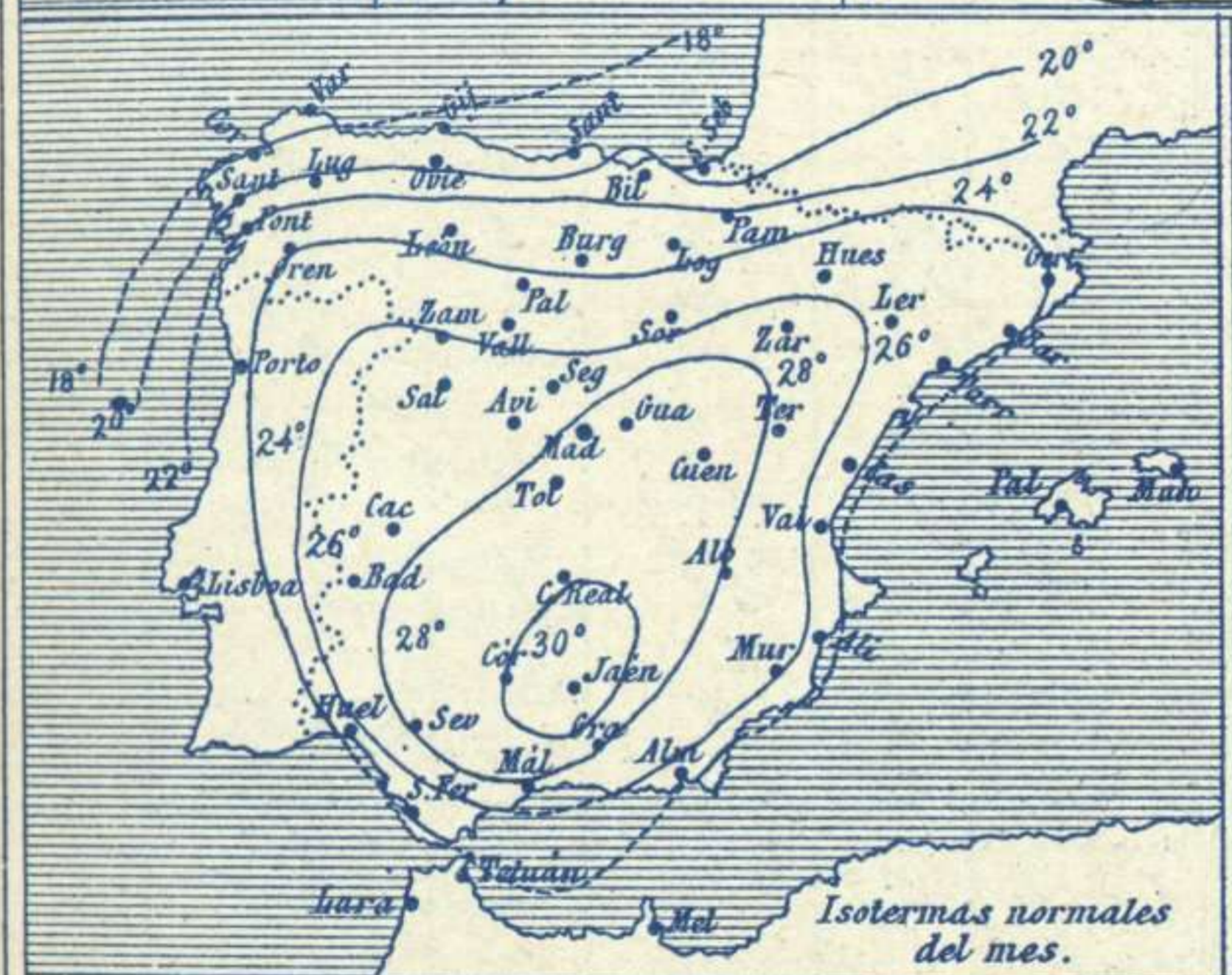
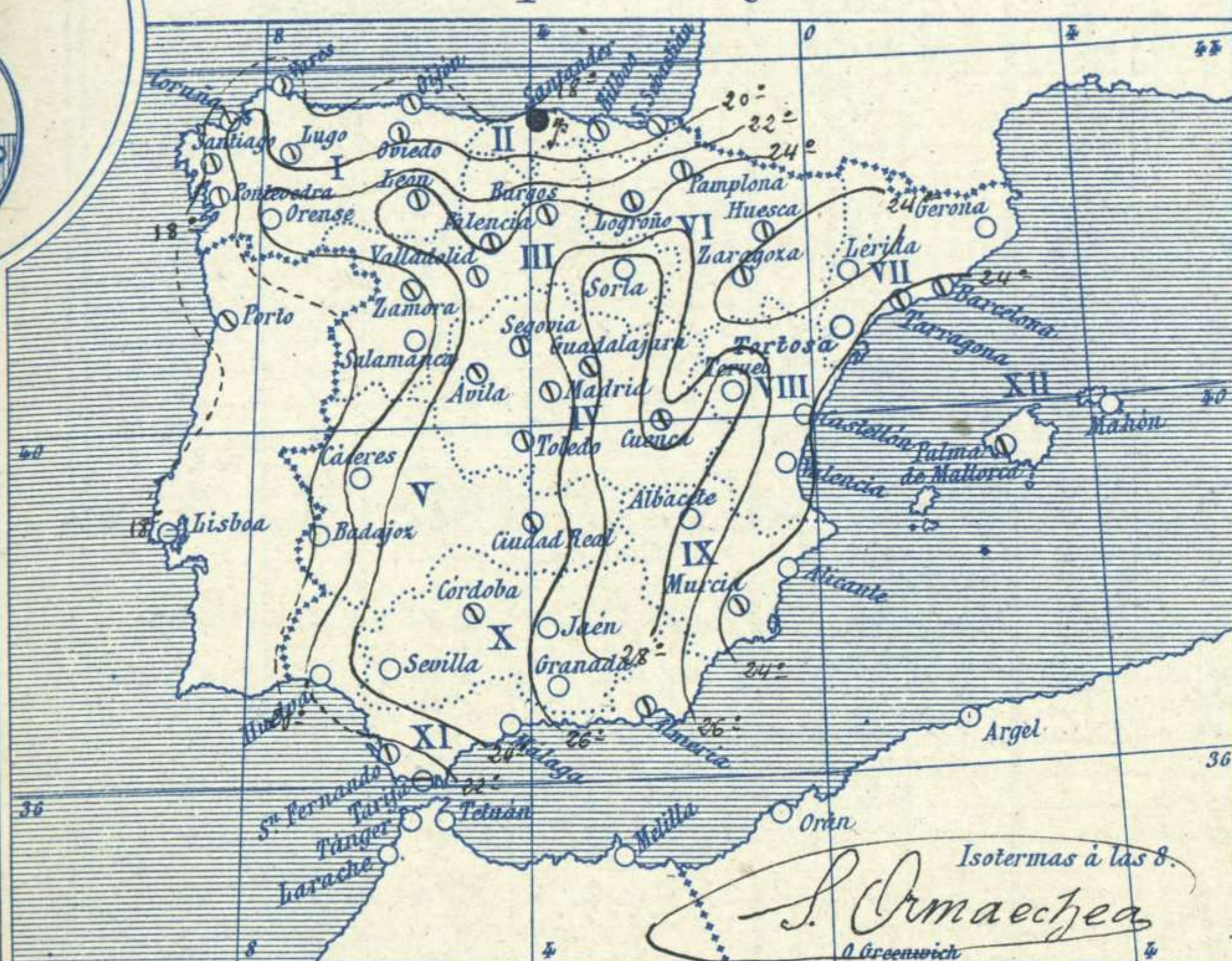
*Salvo*

El Director general: Severo Gómez Nuñez

El Ingeniero Geógrafo Jefe del Observatorio. J. Galbis



Temperaturas y Lluvias



Los números colocados al lado de ● designan m/m de lluvia recogida.

Tiempo probable

EN LAS REGIONES

- I } Vientos moderados de la región del Oeste y ligeras lluvias.
- II }
- III }
- IV }
- V }
- VI } Vientos flojos y moderados de la región del Oeste y buen tiempo.
- VII }
- VIII }
- IX }
- X }
- XI }
- XII }

Telegrama para las Comandancias de Marina depositado a las 12 h. 30 m

En Cantabria y Galicia ligeras lluvias con vientos del Oeste.

Observaciones de Madrid entre 12<sup>h</sup> del día 6 y 12<sup>h</sup> del día 7

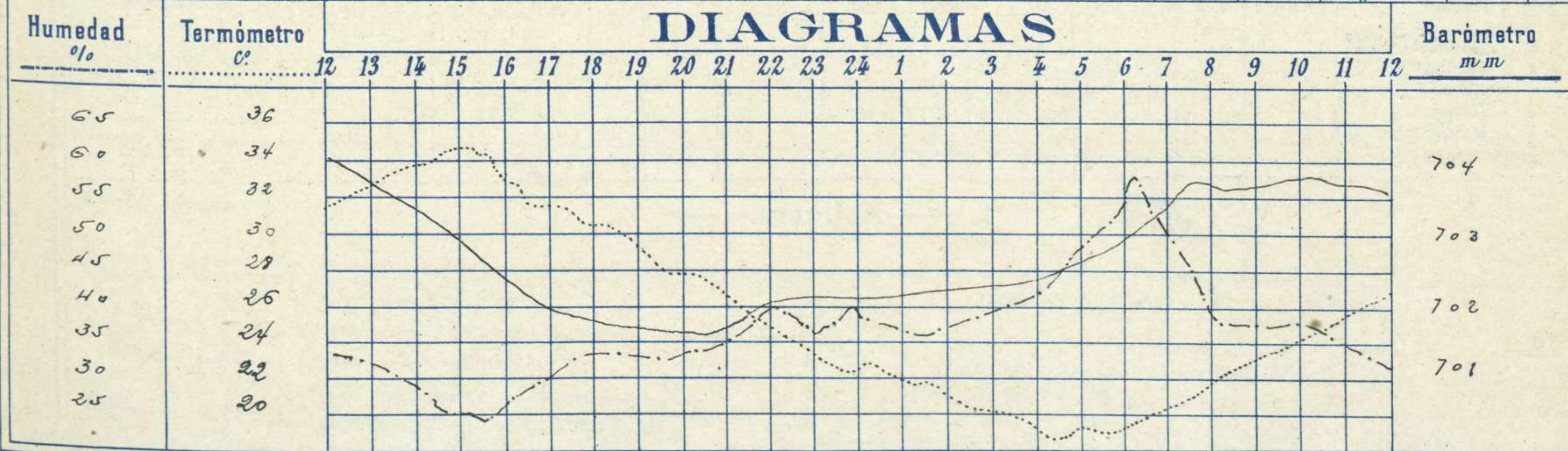
PARQUE DEL RETIRO (Altitud 667 m.)

Observaciones aerológicas

Hora

| Hora | Barómetro<br>m m | Termómetro<br>C° | Humedad<br>o/o | Viento    |                       | Lluvia<br>o Nieve | Estado<br>del<br>Cielo | Notas  | Alturas | Dirección<br>del viento | Fuerza<br>0 a 9 | Alturas | Dirección<br>del viento | Fuerza<br>0 a 9 |  |
|------|------------------|------------------|----------------|-----------|-----------------------|-------------------|------------------------|--|---------|-------------------------|-----------------|---------|-------------------------|-----------------|--|
|      |                  |                  |                | Dirección | F <sup>za</sup> 0 a 9 |                   |                        |  |         |                         |                 |         |                         |                 |  |
| 12   | 704.0            | 31.4             | 33             | S.W.      | 1                     |                   | Desp.                  |  |         |                         |                 |         |                         |                 |  |
| 16   | 702.3            | 33.0             | 26             | S.W.      | 2                     |                   | Fl                     | Temp. mín. a la sombra 34.4                          |         |                         |                 |         |                         |                 |  |
| 20   | 701.5            | 27.7             | 33             | W         | 1                     |                   | @ d.                   | La mínima es 18.2                                    |         |                         |                 |         |                         |                 |  |
| 24   | 702.8            | 22.2             | 38             | W         | 1                     |                   | Fl                     | Horas de Sol despejado en el día de ayer 13 h. 10 m. |         |                         |                 |         |                         |                 |  |
| 4    | 702.3            | 18.7             | 41             | W.S.W.    | 0                     |                   | Nub.                   |  |         |                         |                 |         |                         |                 |  |
| 8    | 703.6            | 21.4             | 38             | W.S.W.    | 1                     |                   | @ cub.                 |  |         |                         |                 |         |                         |                 |  |
| 12   | 703.5            | 26.8             | 30             | W.S.W.    | 2                     |                   | @ d.                   |  |         |                         |                 |         |                         |                 |  |

DIAGRAMAS



# Observaciones de España

| Observaciones de la mañana á 8 horas |                         |                      |             |           |                 |                  |                |                |                           | Id. en las 24 horas |                                | Id. de la vispera á 16 horas |           |        |                  |
|--------------------------------------|-------------------------|----------------------|-------------|-----------|-----------------|------------------|----------------|----------------|---------------------------|---------------------|--------------------------------|------------------------------|-----------|--------|------------------|
| Estaciones                           | Barómetro               |                      | Temperatura | Viento    |                 | Estado del cielo | Estado del mar | Lluvia ó nieve | Temp. extr. <sup>as</sup> |                     | Barom. á 0° y al nivel del mar | Temperatura                  | Viento    |        | Estado del cielo |
|                                      | á 0° y al nivel del mar | Variación en 3 horas |             | Dirección | F <sup>ta</sup> |                  |                |                | Max. <sup>a</sup>         | Min. <sup>a</sup>   |                                |                              | Dirección | Fuerza |                  |
| Región del N.W. I.                   | La Coruña               | 760.5                | +1.0        | 20        | W. SW           | 4                | e. nub.        | Nub.           | 2.6                       | 1.6                 | 759.2                          | 21                           | N. N. E.  | 3      | e. d.            |
|                                      | Vares                   | 758.5                | 0.0         | 17.1      | S               | 5                | e. nub.        | Nub.           | 2.6                       | 1.6                 | 758.2                          | 17.2                         | N. W.     | 2      | nub.             |
|                                      | Avilés                  | 760.2                | +1.0        | 18.7      | S. W.           | 2                | nub.           | Nub.           | 2.0                       | 1.7                 | 758.8                          | 19.2                         | N. E.     | 2      | st.              |
|                                      | Gijón                   | 758.7                | 0.0         | 17.2      | N. E.           | 0                | nub.           | Nub.           | 2.8                       | 1.6                 | 758.2                          | 17.0                         | N. E.     | 1      | st.              |
|                                      | Oviedo                  | 760.8                | +1.0        | 18.9      | S. W.           | 3                | e. nub.        | Nub.           | 2.2                       | 1.9                 | 760.2                          | 19.0                         | S. E.     | 6      | nub.             |
|                                      | Finisterre              | 761.1                | +0.5        | 16.5      | S. W.           | 2                | nub.           | Nub.           | 2.4                       | 1.4                 | 760.5                          | 20.0                         | S. W.     | 2      | nub.             |
|                                      | Santiago                | 755.9                | +0.5        | 16.3      | S. W.           | 3                | nub.           | Nub.           | 2.5                       | 1.3                 | 760.7                          | 19.6                         | S. W.     | 6      | nub.             |
|                                      | Pontevedra              | 765.9                | +1.5        | 21.5      | N. W.           | 1                | e. d.          | Nub.           | 2.7                       | 1.4                 | 762.9                          | 25.5                         | S. W.     | 1      | st.              |
|                                      | Lugo                    | 756.2                | 0.0         | 20.2      | W               | 1                | nub.           | Nub.           | 2.5                       | 1.4                 | 757.0                          | 21.2                         | S. W.     | 0      | st.              |
|                                      | Orense                  | 760.2                | +0.4        | 17.8      | W               | 3                | nub.           | Nub.           | 2.4                       | 1.7                 | 758.2                          | 22.2                         | N. E.     | 5      | st.              |
| Región Cantábrica II                 | Punta Galea             | 756.7                | +1.0        | 18.9      | N. W.           | 0                | nub.           | Nub.           | 3.0                       | 1.2                 | 755.5                          | 19.1                         | N. E.     | 2      | st.              |
|                                      | Bilbao                  | 758.6                | +2.0        | 1.9       | W               | 2                | nub.           | Nub.           | 2.3                       | 1.7                 | 757.0                          | 22                           | S. E.     | 2      | st.              |
|                                      | Cabo Machichaco         | 759.5                | 0.0         | 19.0      | N. W.           | 5                | nub.           | Nub.           | 3.0                       | 1.2                 | 758.2                          | 21.8                         | S. W.     | 1      | st.              |
|                                      | San Sebastián           | 761.9                | +0.2        | 17.6      | S. W.           | 1                | nub.           | Nub.           | 2.4                       | 1.6                 | 759.2                          | 22.4                         | S. W.     | 1      | st.              |
| Región del Duero III                 | Palencia                | 758.4                | +0.2        | 19.6      | S. W.           | 2                | e. nub.        | Nub.           | 2.5                       | 1.6                 | 758.6                          | 25.2                         | S. W.     | 2      | st.              |
|                                      | Burgos                  | 757.2                | +1.0        | 19.8      | S. S. W.        | 0                | nub.           | Nub.           | 2.4                       | 1.5                 | 758.4                          | 21.4                         | W         | 0      | st.              |
|                                      | Soria                   | 757.2                | +0.1        | 22.6      | S. E.           | 2                | e. d.          | Nub.           | 2.2                       | 1.5                 | 758.3                          | 21.4                         | S. E.     | 4      | e. d.            |
|                                      | Valladolid              | 759.5                | +1.2        | 16.4      | S. W.           | 3                | nub.           | Nub.           | 2.4                       | 1.5                 | 755.1                          | 22.3                         | S. W.     | 2      | e. d.            |
|                                      | Salamanca               | 756.6                | +0.6        | 17.0      | W               | 3                | e. d.          | Nub.           | 2.5                       | 1.3                 | 756.8                          | 22.2                         | S. W.     | 2      | st.              |
|                                      | Ávila                   | 758.7                | 0.0         | 19.0      | E               | 0                | e. nub.        | Nub.           | 3.0                       | 1.2                 | 755.0                          | 29.4                         | S. S. W.  | 4      | st.              |
| Región Central IV                    | Segovia                 | 758.7                | +1.0        | 21.4      | N. W.           | 1                | nub.           | Nub.           | 2.4                       | 1.4                 | 758.9                          | 22.0                         | S         | 1      | e. d.            |
|                                      | Madrid                  | 759.8                | +2.7        | 22.9      | N. N. W.        | 3                | e. nub.        | Nub.           | 2.4                       | 1.3                 | 758.9                          | 22.0                         | S. W.     | 2      | st.              |
|                                      | Toledo                  | 758.3                | +1.0        | 24.0      | S. W.           | 2                | e. nub.        | Nub.           | 2.6                       | 2.1                 | 758.5                          | 25.4                         | W         | 2      | st.              |
|                                      | Guadalajara             | 758.1                | 0.0         | 20.8      | S               | 0                | e. nub.        | Nub.           | 2.4                       | 1.9                 | 754.9                          | 24                           | W         | 4      | e. d.            |
|                                      | Cuenca                  | 760.2                | 0.0         | 22.0      | S. W.           | 1                | st.            | Nub.           | 2.5                       | 1.1                 | 757.4                          | 22.2                         | S. W.     | 2      | st.              |
| Extrem <sup>a</sup> Mancha V         | Badajoz                 | 762.2                | +0.8        | 18.8      | W               | 2                | st.            | Nub.           | 2.2                       | 1.5                 | 758.6                          | 22.8                         | W         | 2      | st.              |
|                                      | Ciudad Real             | 760.9                | +1.0        | 22.0      | W               | 4                | nub.           | Nub.           | 2.5                       | 1.8                 | 759.2                          | 24.0                         | W         | 6      | st.              |
|                                      | Logroño                 | 758.5                | 0.0         | 21.0      | E               | 1                | nub.           | Nub.           | 2.1                       | 1.2                 | 757.9                          | 20.6                         | E         | 0      | st.              |
| Alto Ebro VI                         | Pamplona                | 757.7                | 0.0         | 21.4      | S. E.           | 1                | nub.           | Nub.           | 2.2                       | 1.9                 | 756.4                          | 21.4                         | N. E.     | 0      | st.              |
|                                      | Huesca                  | 759.2                | 0.0         | 21.4      | E               | 2                | nub.           | Nub.           | 2.2                       | 1.9                 | 757.0                          | 22.0                         | S. E.     | 0      | st.              |
|                                      | Zaragoza                | 758.2                | 0.0         | 22.6      | S. E.           | 1                | nub.           | Nub.           | 2.2                       | 1.9                 | 758.6                          | 21.0                         | S. E.     | 1      | st.              |
|                                      | Lérida                  | 760.2                | 0.0         | 24.0      | S               | 3                | st.            | Nub.           | 2.8                       | 1.9                 | 760.5                          | 26.4                         | S         | 2      | st.              |
| Cataluña VII                         | Gerona                  | 760.9                | +0.2        | 24        | S               | 3                | e. nub.        | Nub.           | 2.7                       | 2.0                 | 761.1                          | 26                           | S. W.     | 3      | nub.             |
|                                      | Barcelona               | 761.1                | 0.0         | 23.8      | S. E.           | 2                | nub.           | Nub.           | 2.5                       | 2.0                 | 761.1                          | 24.2                         | S. E.     | 2      | e. d.            |
|                                      | Tarragona               | 761.4                | +0.2        | 24.4      | S. E.           | 2                | nub.           | Nub.           | 2.0                       | 2.0                 | 760.2                          | 28.1                         | S. E.     | 4      | st.              |
|                                      | Tortosa                 | 759.2                | 0.0         | 24.2      | S               | 0                | st.            | Nub.           | 2.1                       | 1.7                 | 757.4                          | 22.2                         | S         | 0      | st.              |
| Levante VIII                         | Castellón               | 761.5                | +0.2        | 24.0      | E               | 1                | nub.           | Nub.           | 2.6                       | 2.1                 | 761.4                          | 24.8                         | W         | 1      | st.              |
|                                      | Valencia                | 759.6                | 0.0         | 25.2      | S. E.           | 1                | e. d.          | Nub.           | 2.5                       | 2.1                 | 760.8                          | 25.0                         | S. E.     | 1      | st.              |
|                                      | Teruel                  | 760.1                | +0.8        | 24        | S. N. E.        | 1                | e. d.          | Nub.           | 2.6                       | 2.0                 | 760.8                          | 25                           | S         | 4      | st.              |
| Región del SE IX                     | Albacete                | 760.3                | +0.8        | 23.6      | S. W.           | 1                | nub.           | Nub.           | 2.1                       | 1.8                 | 760.0                          | 22.8                         | N. E.     | 2      | e. d.            |
|                                      | Alicante                | 760.1                | +0.8        | 24        | S. W.           | 1                | nub.           | Nub.           | 2.1                       | 1.8                 | 760.0                          | 22.8                         | N. E.     | 2      | e. d.            |
|                                      | Murcia                  | 760.3                | +0.8        | 24        | S. W.           | 1                | nub.           | Nub.           | 2.1                       | 1.8                 | 760.0                          | 22.8                         | N. E.     | 2      | e. d.            |
| Cuenca del Guadalquiv. X             | Sevilla                 | 761.2                | +1.0        | 21.6      | S. W.           | 2                | nub.           | Nub.           | 2.5                       | 1.9                 | 758.5                          | 25.0                         | S. W.     | 2      | e. d.            |
|                                      | Córdoba                 | 761.4                | 0.0         | 22.6      | S. E.           | 0                | e. d.          | Nub.           | 2.5                       | 1.9                 | 758.7                          | 24.2                         | S         | 0      | st.              |
|                                      | Jaén                    | 761.2                | +0.4        | 22.8      | S. W.           | 0                | st.            | Nub.           | 2.6                       | 2.0                 | 759.8                          | 24.6                         | S. W.     | 4      | e. d.            |
|                                      | Granada                 | 762.3                | +0.7        | 26        | S. W.           | 1                | e. d.          | Nub.           | 2.6                       | 1.7                 | 760.9                          | 24                           | W         | 2      | e. d.            |
| Costa del Sur XI                     | San Fernando            | 762.0                | +0.8        | 21.0      | N. W.           | 2                | nub.           | Nub.           | 2.4                       | 1.9                 | 759.2                          | 22.6                         | S         | 4      | nub.             |
|                                      | Tarifa                  | 762.4                | +0.2        | 25        | S               | 1                | st.            | Nub.           | 2.6                       | 2.1                 | 761.9                          | 26                           | S         | 2      | nub.             |
|                                      | Málaga                  | 750.6                | 0.0         | 27.2      | S. W.           | 1                | nub.           | Nub.           | 2.9                       | 2.2                 | 762.0                          | 23.0                         | S. W.     | 1      | st.              |
|                                      | Almería                 | 761.5                | 0.0         | 22.5      | N. E.           | 1                | nub.           | Nub.           | 2.9                       | 1.8                 | 763.0                          | 26                           | S. W.     | 4      | e. d.            |
| Canas Baleares XII                   | Mahón                   | 761.7                | 0.0         | 25        | S               | 1                | st.            | Nub.           | 2.5                       | 2.0                 | 762.6                          | 24                           | S         | 1      | st.              |
|                                      | Laguna                  | 761.7                | 0.0         | 25        | S               | 1                | st.            | Nub.           | 2.5                       | 2.0                 | 762.6                          | 24                           | S         | 1      | st.              |
| Africa                               | Tetuan                  |                      |             |           |                 |                  |                |                |                           |                     |                                |                              |           |        |                  |
|                                      | Melilla                 |                      |             |           |                 |                  |                |                |                           |                     |                                |                              |           |        |                  |
|                                      | Larache                 |                      |             |           |                 |                  |                |                |                           |                     |                                |                              |           |        |                  |

— Noticias —