

INSTITUTO GEOGRÁFICO Y CATASTRAL

BOLETÍN DEL SERVICIO METEOROLÓGICO

AÑO XXXVIII
Núm. 226

14 de AGOSTO 1930

OBSERVACIONES DEL EXTRANJERO

| ESTACIONES | PRESIÓN MILIBARES | | | | VIENTO | TEMPERATURA | TIEMPO | | PRESIÓN MILIBARES | | | | VIENTO | TEMPERATURA | TIEMPO | | PRESIÓN MILIBARES | | | | VIENTO | | | | | | | | |
|--------------|-------------------|-----------|---|---------|--------|-------------|--------|-----------|-------------------|---------|-----|-----------|--------|-------------|--------|---------|-------------------|-----------|---|---------|--------|-----|-----------|---|---------|--|--|--|--|
| | á O | VARIACIÓN | C | D. y F. | | | á O | VARIACIÓN | C | D. y F. | á O | VARIACIÓN | | | C | D. y F. | á O | VARIACIÓN | C | D. y F. | | á O | VARIACIÓN | C | D. y F. | | | | |
| ISLANDIA | | | | | | | | | | | | | | | | | | | | | | | | | | | | | |
| Seydisfjord | 95.2 | 1.5 | 0 | NW-1 | 8 | N | LL | 22.3 | E-2 | | | | | | | | | | | | | | | | | | | | |
| Reykjavik | 95.9 | 0.5 | 0 | NW-2 | 8 | N | A | 89.2 | NE-5 | | | | | | | | | | | | | | | | | | | | |
| Vestfmannó | 95.6 | 1.5 | 0 | WNW-6 | 8 | N | N | 68.0 | WNW-4 | | | | | | | | | | | | | | | | | | | | |
| Thorshavn | 86.0 | 1.2 | 3 | W-1 | 12 | N | LL | | | | | | | | | | | | | | | | | | | | | | |
| Stensele | 90.1 | 0.0 | 3 | Cal-o | 11 | N | N | 91.9 | E-2 | | | | | | | | | | | | | | | | | | | | |
| Ostersund | 91.0 | 0.0 | 3 | WNW-1 | 13 | N | LL | 91.9 | WNW-1 | | | | | | | | | | | | | | | | | | | | |
| Hernosánd | 91.0 | 0.4 | 3 | Cal-o | 14 | N | N | 91.8 | W-1 | | | | | | | | | | | | | | | | | | | | |
| Särna | 92.7 | 0.0 | 3 | Cal-o | 8 | NB | N | 92.7 | Cal-o | | | | | | | | | | | | | | | | | | | | |
| Karlstad | 91.3 | 0.2 | 6 | WSE-2 | 13 | N | LL | | | | | | | | | | | | | | | | | | | | | | |
| Estocolmo | 93.7 | 0.2 | 8 | SSE-1 | 15 | N | N | 94.9 | SE-1 | | | | | | | | | | | | | | | | | | | | |
| Jönköping | 93.2 | 0.2 | 9 | S-3 | 14 | LL | LL | 96.6 | W-2 | | | | | | | | | | | | | | | | | | | | |
| Wisby | 96.3 | 1.4 | 8 | S-3 | 15 | A | LL | 97.3 | W-5 | | | | | | | | | | | | | | | | | | | | |
| Kalmar | 96.4 | 0.6 | 8 | WSW-3 | 15 | N | N | 98.4 | SW-6 | | | | | | | | | | | | | | | | | | | | |
| BRONNÖ | | | | | | | | | | | | | | | | | | | | | | | | | | | | | |
| Vallersund | | | | | | | | | | | | | | | | | | | | | | | | | | | | | |
| Kinn | 91.2 | 0.6 | 8 | SE-3 | 14 | D | D | 93.5 | WSW-3 | | | | | | | | | | | | | | | | | | | | |
| Dombaas | 84.8 | 0.6 | 8 | S-2 | 10 | N | D | 93.0 | W-1-0 | | | | | | | | | | | | | | | | | | | | |
| Ufsire | 87.9 | 1.6 | 8 | SE-3 | 13 | A | A | 93.9 | W-3 | | | | | | | | | | | | | | | | | | | | |
| Fæerder | 91.2 | 0.8 | 8 | WSW-4 | 17 | N | N | 95.3 | WSW-2 | | | | | | | | | | | | | | | | | | | | |
| Lister | 78.4 | 0.4 | 8 | S-4 | 14 | A | N | 96.1 | WNW-3 | | | | | | | | | | | | | | | | | | | | |
| SKAGEN | | | | | | | | | | | | | | | | | | | | | | | | | | | | | |
| Hanstholm | 90.6 | 1.8 | 8 | SSE-1 | 14 | N | A | 96.1 | WNW-2 | | | | | | | | | | | | | | | | | | | | |
| Blaavands | 92.0 | 0.4 | 7 | SW-1 | 14 | A | A | 99.8 | W-3 | | | | | | | | | | | | | | | | | | | | |
| Copenhague | 97.6 | 1.4 | 8 | SE-3 | 15 | N | N | 99.3 | SW-2 | | | | | | | | | | | | | | | | | | | | |
| Hammershus | 97.8 | 0.6 | 8 | WSW-3 | 14 | N | A | 99.7 | WSW-2 | | | | | | | | | | | | | | | | | | | | |
| Lerwick | 85.8 | 0.0 | 3 | SE-2 | 12 | LL | LL | 95.0 | SW-3 | | | | | | | | | | | | | | | | | | | | |
| Stornoway | 90.2 | 0.0 | 2 | W-6 | 12 | N | N | 91.4 | SW-5 | | | | | | | | | | | | | | | | | | | | |
| Wick | 88.1 | 1.0 | 3 | W-4 | 12 | N | LL | 96.0 | SSW-2 | | | | | | | | | | | | | | | | | | | | |
| ABERDEEN | | | | | | | | | | | | | | | | | | | | | | | | | | | | | |
| Malin Head | | | | | | | | | | | | | | | | | | | | | | | | | | | | | |
| Renfrew | 95.9 | 1.0 | 3 | W-4 | 12 | N | N | 99.8 | SW-4 | | | | | | | | | | | | | | | | | | | | |
| Tynemouth | 92.3 | 1.8 | 3 | W-3 | 13 | D | N | 92.0 | WSW-3 | | | | | | | | | | | | | | | | | | | | |
| Blacksod | 97.5 | 1.2 | 3 | W-6 | 13 | N | N | 93.1 | W-5 | | | | | | | | | | | | | | | | | | | | |
| Donaghadde | 99.9 | 1.6 | 3 | WNW-6 | 13 | N | A | | | | | | | | | | | | | | | | | | | | | | |
| Holyhead | 92.0 | 1.2 | 2 | NW-7 | 14 | N | D | 96.0 | SW-5 | | | | | | | | | | | | | | | | | | | | |
| Cranwell | 95.4 | 1.0 | 4 | W-6 | 13 | D | LL | 96.0 | WSW-4 | | | | | | | | | | | | | | | | | | | | |
| Yarmouth | 92.0 | 2.4 | 8 | NW-6 | 14 | N | LL | 96.5 | WNW-3 | | | | | | | | | | | | | | | | | | | | |
| Valentia | 12.5 | 1.2 | 3 | W-5 | 14 | N | LL | 99.1 | WNW-3 | | | | | | | | | | | | | | | | | | | | |
| Pembroke | 95.7 | 1.6 | 2 | NW-3 | 14 | D | N | 98.3 | W-2 | | | | | | | | | | | | | | | | | | | | |
| Ross-on-Wye | 92.2 | 2.6 | 3 | WNW-5 | 14 | D | A | 98.2 | WSW-3 | | | | | | | | | | | | | | | | | | | | |
| Londres | 99.9 | 1.4 | 3 | WNW-5 | 15 | N | LL | 98.9 | WNW-3 | | | | | | | | | | | | | | | | | | | | |
| Scilly | 11.4 | 3.0 | 3 | NW-5 | 14 | N | LL | 12.2 | W-5 | | | | | | | | | | | | | | | | | | | | |
| Plymouth | 97.1 | 1.6 | 4 | NNW-6 | 16 | D | LL | 12.2 | WSW-4 | | | | | | | | | | | | | | | | | | | | |
| Calshot | 91.6 | 1.4 | 4 | SW-6 | 15 | N | LL | 11.1 | W-3 | | | | | | | | | | | | | | | | | | | | |
| OUERNSEY | | | | | | | | | | | | | | | | | | | | | | | | | | | | | |
| Borkum | 92.4 | 0.6 | 8 | S-7 | 13 | LL | LL | | | | | | | | | | | | | | | | | | | | | | |
| Loningen | 96.4 | 0.6 | 8 | SW-3 | 12 | LL | LL | | | | | | | | | | | | | | | | | | | | | | |
| Hamburgo | 97.2 | 0.3 | 8 | SSW-4 | 13 | LL | N | | | | | | | | | | | | | | | | | | | | | | |
| Swinemunde | 10.7 | 1.4 | 8 | SSW-6 | 14 | N | N | | | | | | | | | | | | | | | | | | | | | | |
| Danzig | 91.1 | 0.4 | 6 | SSW-3 | 15 | D | N | 93.4 | SW-3 | | | | | | | | | | | | | | | | | | | | |
| MEMEL | | | | | | | | | | | | | | | | | | | | | | | | | | | | | |
| Aquisgran | 78.9 | 0.4 | 8 | SSW-5 | 11 | LL | LL | 98.2 | SSW-4 | | | | | | | | | | | | | | | | | | | | |
| Magdeburgo | 91.7 | 1.6 | 8 | SSW-4 | 15 | N | LL | 94.8 | SW-3 | | | | | | | | | | | | | | | | | | | | |
| Berlin | 91.9 | 1.4 | 8 | WSW-3 | 14 | N | N | 94.6 | WSW-2 | | | | | | | | | | | | | | | | | | | | |
| Dresde | 94.7 | 0.6 | 8 | SW-3 | 14 | N | D | 96.6 | S-3 | | | | | | | | | | | | | | | | | | | | |
| Breslau | 98.6 | 0.2 | 8 | WSW-2 | 16 | N | N | 97.0 | SW-3 | | | | | | | | | | | | | | | | | | | | |
| Francfort | 94.6 | 2.4 | 8 | SW-3 | 13 | LL | A | 98.8 | WNW-3 | | | | | | | | | | | | | | | | | | | | |
| Carlsruha | 95.8 | 2.6 | 8 | WSW-4 | 14 | N | N | 10.3 | | | | | | | | | | | | | | | | | | | | | |
| Munich | 10.3 | 0.0 | 4 | SSW-3 | 11 | N | N | 12.2 | WSW-4 | | | | | | | | | | | | | | | | | | | | |
| Posen | | | | | | | | | | | | | | | | | | | | | | | | | | | | | |
| Varsovia | | | | | | | | | | | | | | | | | | | | | | | | | | | | | |
| Cracovia | | | | | | | | | | | | | | | | | | | | | | | | | | | | | |
| Viena | 99.1 | 0.7 | 2 | W-2 | 14 | N | LL | | | | | | | | | | | | | | | | | | | | | | |
| Praga | 96.2 | 0.6 | 9 | WSW-3 | 14 | D | | | | | | | | | | | | | | | | | | | | | | | |
| Buda-Pest | | | | | | | | | | | | | | | | | | | | | | | | | | | | | |
| PAISES BAJOS | | | | | | | | | | | | | | | | | | | | | | | | | | | | | |
| De Bild | 92.3 | 0.5 | 5 | S-3 | 12 | LL | D | 97.5 | W-2 | | | | | | | | | | | | | | | | | | | | |
| Le Helder | 91.3 | 0.5 | 5 | S-5 | 13 | LL | LL | 95.0 | WNW-5 | | | | | | | | | | | | | | | | | | | | |
| Flesinga | 92.2 | 0.5 | 5 | SW-7 | 13 | A | LL | 97.5 | W-5 | | | | | | | | | | | | | | | | | | | | |
| Bruselas | 95.4 | 0.6 | 8 | SW-4 | 11 | LL | LL | 98.6 | W-2 | | | | | | | | | | | | | | | | | | | | |
| Zurich | 10.4 | 0.2 | 8 | W-4 | 13 | N | N | 13.5 | SW-1 | | | | | | | | | | | | | | | | | | | | |
| Berna | 11.6 | 1.6 | 9 | W-2 | 11 | N | A | 13.1 | S-0 | | | | | | | | | | | | | | | | | | | | |
| Ginebra | 14.2 | 0.6 | 8 | SSW-2 | 13 | N | A | 14.6 | S-1 | | | | | | | | | | | | | | | | | | | | |
| Lugano | 98.3 | 0.6 | 4 | N-0 | 12 | D | D | 96.4 | ENE-1 | | | | | | | | | | | | | | | | | | | | |
| Calais | | | | | | | | | | | | | | | | | | | | | | | | | | | | | |
| Abbeville | 99.3 | 0.2 | 5 | WSW-5 | 15 | LL | LL | 10.9 | WSW-6 | | | | | | | | | | | | | | | | | | | | |
| El Havre | 92.7 | 0.4 | 2 | WNW-8 | 15 | LL | LL | 12.9 | WSW-6 | | | | | | | | | | | | | | | | | | | | |
| Maguncia | | | | | | | | | | | | | | | | | | | | | | | | | | | | | |
| Brest | 11.7 | 1.2 | 3 | NW-5 | 15 | 11 | 11 | 15.0 | WNW-3 | | | | | | | | | | | | | | | | | | | | |
| Lorient | 13.0 | 0.4 | 2 | N-9 | 16 | LL | LL | 18.3 | W-3 | | | | | | | | | | | | | | | | | | | | |
| Rennes | 99.1 | 0.2 | 7 | W-5 | 17 | N | N | 15.8 | NW-2 | | | | | | | | | | | | | | | | | | | | |
| Argentan | | | | | | | | | | | | | | | | | | | | | | | | | | | | | |
| Paris | 93.8 | 0.6 | 8 | SSW-3 | 14 | 11 | LL | 13.1 | WNW-3 | | | | | | | | | | | | | | | | | | | | |
| Nancy | 96.9 | 0.2 | 8 | SSW-5 | 12 | LL | LL | 11.7 | WSW-3 | | | | | | | | | | | | | | | | | | | | |
| Estrasburgo | 98.1 | 0.6 | 8 | S-4 | 13 | LL | LL | 11.7 | W-5 | | | | | | | | | | | | | | | | | | | | |
| Tours | 99.1 | 0.2 | 7 | WSW-4 | 14 | 11 | LL | 15.3 | WNW-3 | | | | | | | | | | | | | | | | | | | | |
| Dijon | 10.9 | 1.4 | 8 | WSW-4 | 13 | LL | N | | | | | | | | | | | | | | | | | | | | | | |
| Rochefort | 15.1 | 0.8 | 8 | SSW-6 | 16 | N | 11 | | | | | | | | | | | | | | | | | | | | | | |
| Clermont | 14.5 | 1.2 | 8 | SE-5 | 15 | N | N | 15.7 | W-5 | | | | | | | | | | | | | | | | | | | | |
| Lyon | 15.1 | 0.4 | 7 | S-2 | 14 | LL | LL | 13.3 | WNW-2 | | | | | | | | | | | | | | | | | | | | |
| Burdeos | 17.7 | 0.0 | 3 | WSW-3 | 16 | N | N | 19.5 | SW-9 | | | | | | | | | | | | | | | | | | | | |
| Bayona | 21.8 | 0.0 | 5 | W-3 | 16 | N | N | 21.3 | NW-4 | | | | | | | | | | | | | | | | | | | | |
| Tolosa | 19.5 | 0.4 | 6 | W-6 | 16 | N | N | 18.1 | Cal-o | | | | | | | | | | | | | | | | | | | | |
| Marignane | 14.6 | 0.4 | 3 | NE-5 | 17 | D | D | 14.3 | NW-4 | | | | | | | | | | | | | | | | | | | | |
| Perpiñan | 16.9 | 0.6 | 7 | NE-6 | 18 | N | D | 13.5 | NW-5 | | | | | | | | | | | | | | | | | | | | |
| Ajaccio | | | | | | | | | | | | | | | | | | | | | | | | | | | | | |
| Oporto | 20.2 | 1.2 | 3 | ENE-2 | 19 | D | D | 17.0 | NW-5 | | | | | | | | | | | | | | | | | | | | |
| Coimbra | | | | | | | | | | | | | | | | | | | | | | | | | | | | | |
| Lisboa | 18.5 | 0.0 | 4 | W-4 | 25 | D | D | 16.6 | ENW-5 | | | | | | | | | | | | | | | | | | | | |
| Lagos | 16.6 | 1.4 | 3 | ENE-1 | 24 | D | D | 13.8 | SW-1 | | | | | | | | | | | | | | | | | | | | |
| Funchal | 16.9 | 0.0 | 3 | NE-6 | 22 | N | N | | | | | | | | | | | | | | | | | | | | | | |
| Horta | 30.2 | 0.4 | 6 | NE-2 | 20 | N | N | 32.2 | NE-4 | | | | | | | | | | | | | | | | | | | | |
| TURIN | | | | | | | | | | | | | | | | | | | | | | | | | | | | | |
| Milan | | | | | | | | | | | | | | | | | | | | | | | | | | | | | |
| Pádua | | | | | | | | | | | | | | | | | | | | | | | | | | | | | |
| Venecia | | | | | | | | | | | | | | | | | | | | | | | | | | | | | |
| Génova | 97.0 | 1.2 | 3 | N-4 | 20 | D | N | | | | | | | | | | | | | | | | | | | | | | |
| Florenzia | 96.3 | 1.2 | 3 | SSE-2 | 21 | D | T | | | | | | | | | | | | | | | | | | | | | | |
| Liorna | 98.3 | 1.4 | 3 | WNW-2 | 21 | D | N | | | | | | | | | | | | | | | | | | | | | | |
| Ancona | 10.2 | 0.4 | 4 | W-3 | 19 | N | LL | | | | | | | | | | | | | | | | | | | | | | |
| Zara | 95.9 | 0.0 | 9 | SSE-2 | 16 | 11 | LL | | | | | | | | | | | | | | | | | | | | | | |
| Roma | 97.1 | 0.6 | 3 | NNW-2 | 20 | N | T | 10.1 | SW-4 | | | | | | | | | | | | | | | | | | | | |
| Magdalena | 11.1 | 1.0 | 4 | WNW-3 | 22 | N | D | 10.2 | SE-4 | | | | | | | | | | | | | | | | | | | | |
| Taranto | 98.1 | 0.2 | 5 | SE-2 | 24 | N | N | 11.5 | SSE-4 | | | | | | | | | | | | | | | | | | | | |
| Mesina | | | | | | | | | | | | | | | | | | | | | | | | | | | | | |
| Tánger | 16.9 | 1.2 | 3 | NE-3 | 23 | D | D | 90.2 | W-1 | | | | | | | | | | | | | | | | | | | | |
| Oran | 16.9 | 0.6 | 3 | NE-2 | 23 | D | N | 11.9 | NNW-4 | | | | | | | | | | | | | | | | | | | | |
| Argel | 18.3 | 0.6 | 3 | NE-2 | 25 | N | N | 12.6 | WNW-2 | | | | | | | | | | | | | | | | | | | | |
| Bizerta | 15.0 | 0.4 | 3 | NE-6 | 23 | N | N | 99.0 | ENE-2 | | | | | | | | | | | | | | | | | | | | |
| Túnez | 15.5 | 2.4 | 3 | NNW-3 | 23 | N | N | 98.7 | ENE-2 | | | | | | | | | | | | | | | | | | | | |
| Rabat | | | | | | | | | | | | | | | | | | | | | | | | | | | | | |
| Fez | | | | | | | | | | | | | | | | | | | | | | | | | | | | | |
| Tazza | | | | | | | | | | | | | | | | | | | | | | | | | | | | | |
| Sfax | | | | | | | | | | | | | | | | | | | | | | | | | | | | | |
| Casablanca | | | | | | | | | | | | | | | | | | | | | | | | | | | | | |
| Mequinez | | | | | | | | | | | | | | | | | | | | | | | | | | | | | |
| Agadir | | | | | | | | | | | | | | | | | | | | | | | | | | | | | |

RADIOGRAMAS TRANSMITIDOS DESDE BARCOS

DIA 14 HORA 7 LAT 45 7 N LONG 7.0 W PRESION 1016 VIENTO W-7

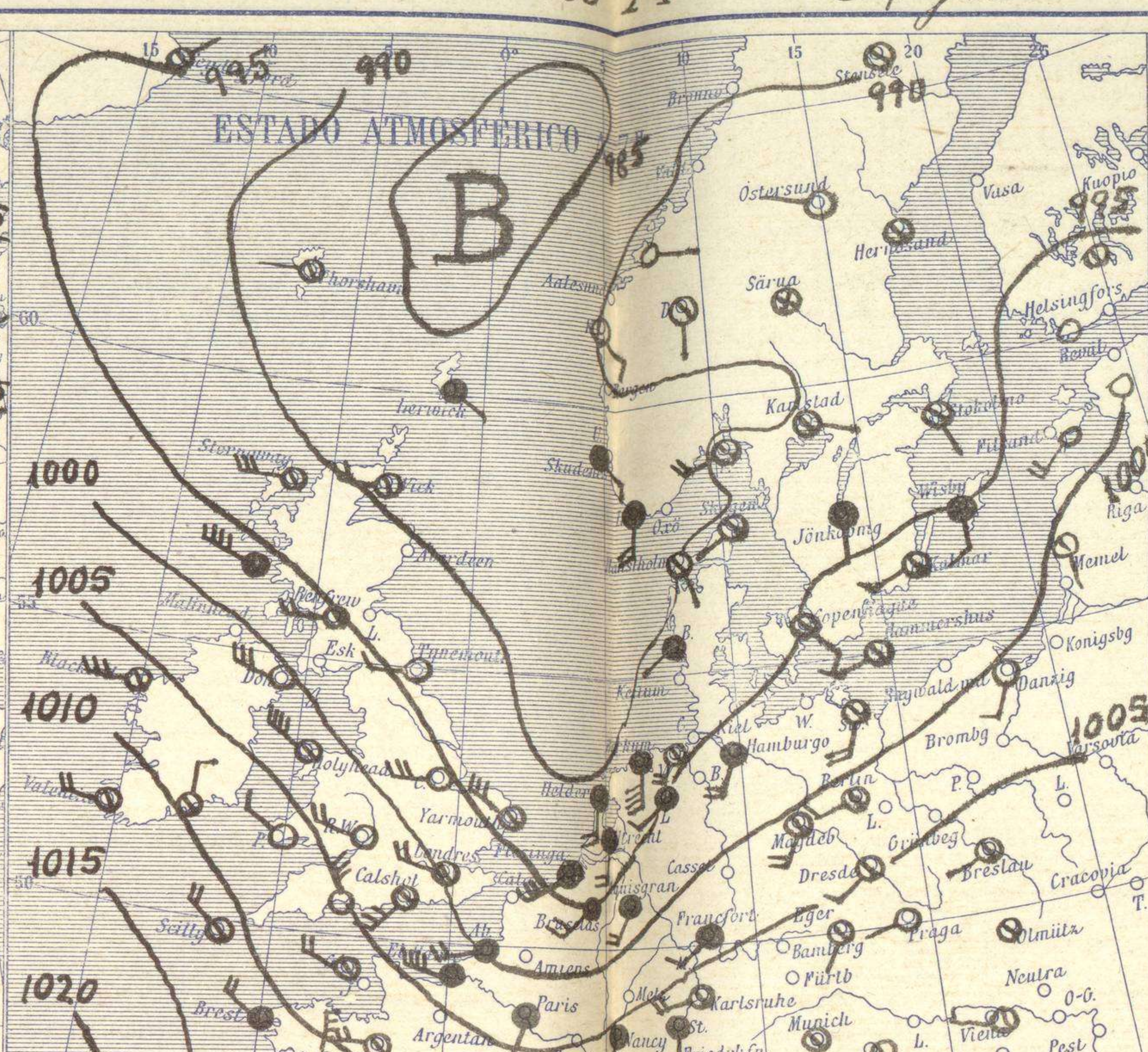
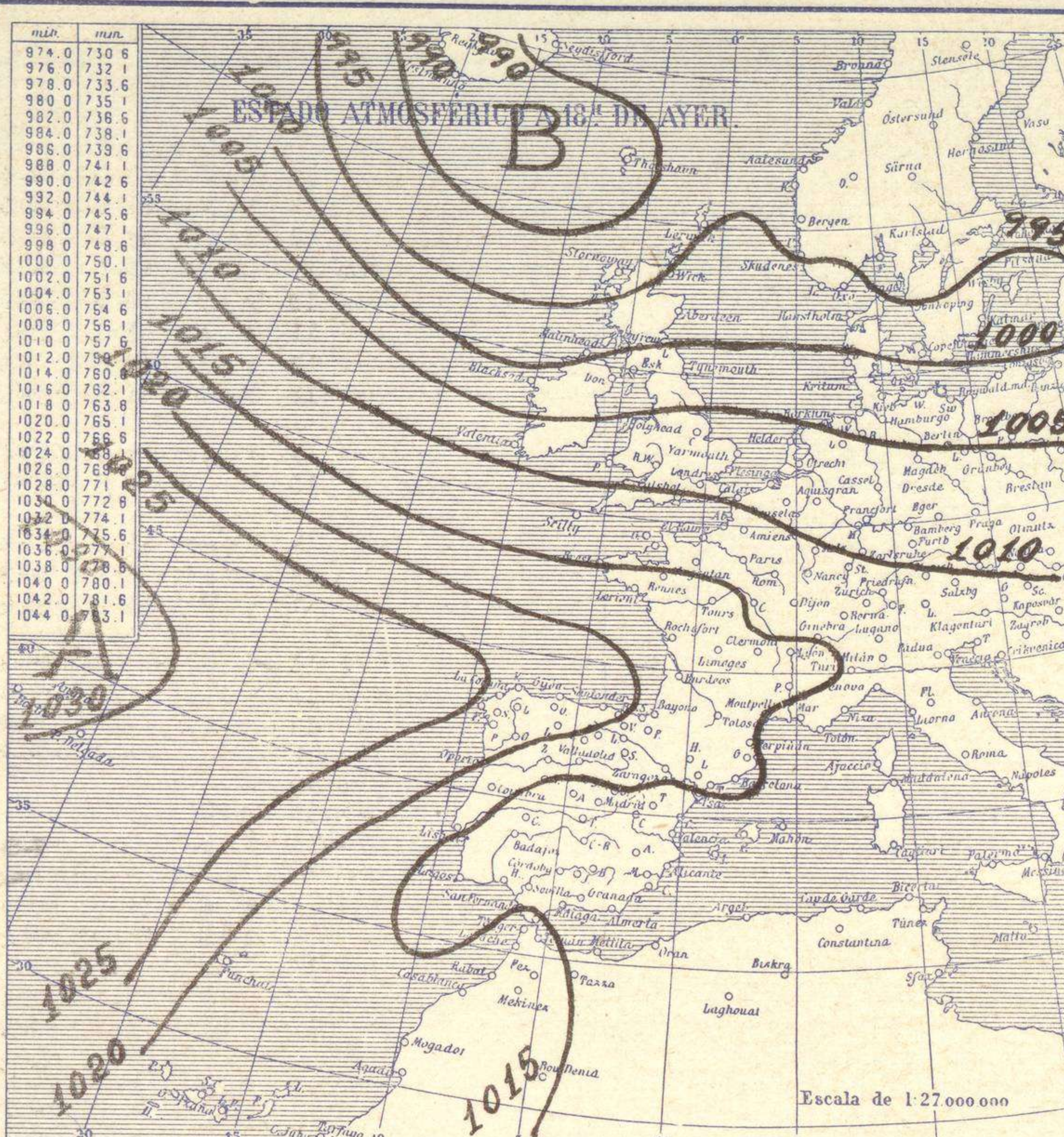


SERVICIO METEOROLÓGICO ESPAÑOL.

Boletín del *Tueves 14 de Agosto de 1930*

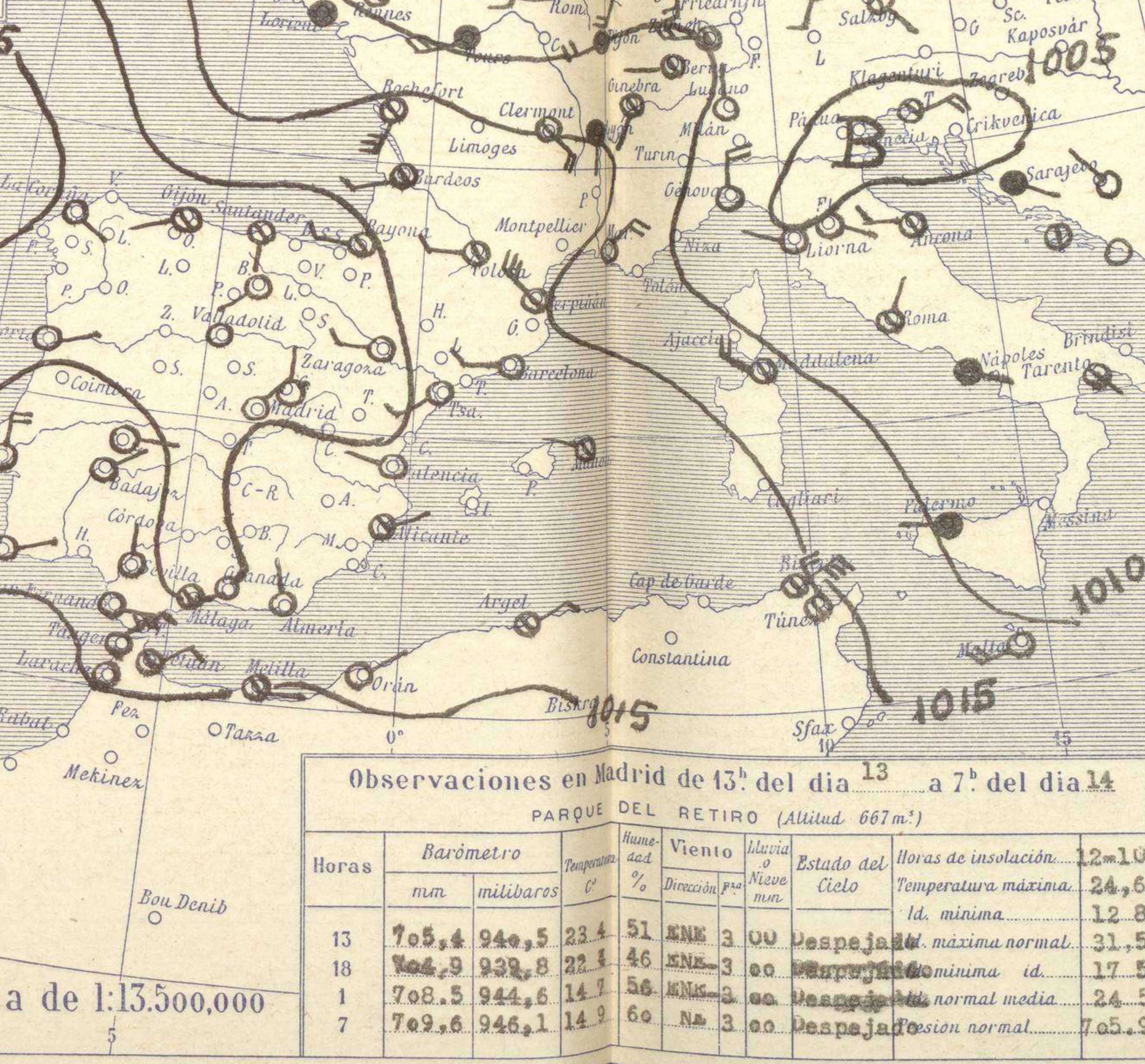
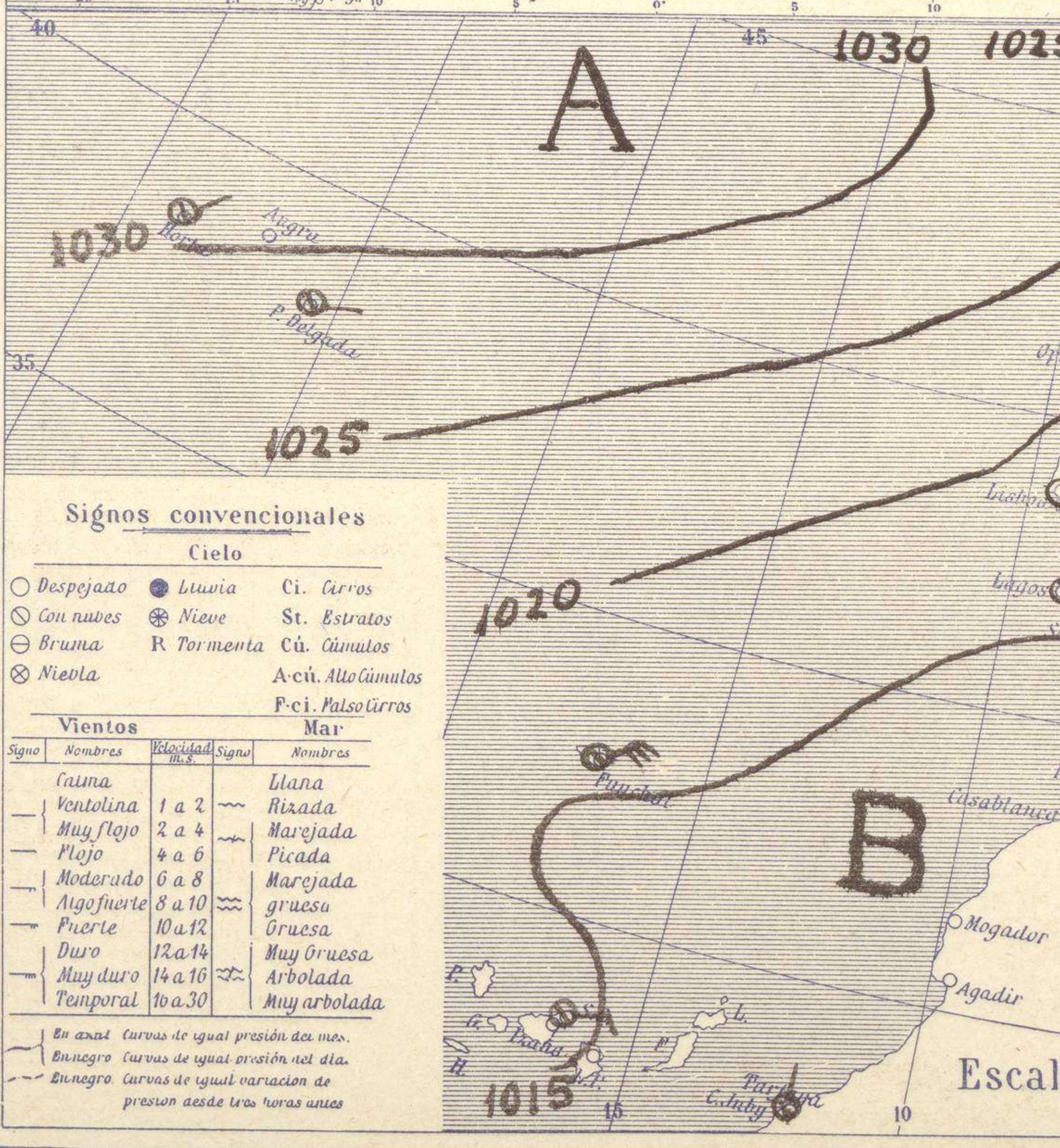
AÑO XXXVIII

Núm. 226...



Temperaturas extrema y Lluvia

| Estaciones | Temperaturas | | Lluvia mm |
|---------------|--------------|--------|-----------|
| | Máx. | Mínim. | |
| La Coruña | 20 | 3 | |
| Santiago | 21 | 11 | |
| Pontevedra | 24 | | |
| Lugo | | | |
| Orense | 28 | 12 | |
| Ojón | 20 | 14 | |
| Oviedo | 18 | 12 | 0.1 |
| Santander | 21 | 16 | 1.0 |
| Bilbao | | | |
| San Sebastian | 20 | 14 | 1.0 |
| León | 20 | 9 | |
| Zamora | 31 | 9 | |
| Palencia | 21 | 8 | |
| Burgos | 17 | 7 | |
| Soria | 20 | 7 | |
| Valladolid | 23 | 9 | |
| Salamanca | 28 | 7 | |
| Ávila | 20 | 8 | |
| Segovia | | 10 | |
| Madrid | 25 | 13 | |
| Toledo | 28 | 13 | |
| Guadalajara | 23 | 9 | |
| Cuenca | 25 | 10 | |
| Ciudad-Real | 31 | 15 | |
| Albacete | 30 | 17 | |
| Cáceres | 32 | 18 | |
| Badajoz | 32 | 20 | |
| Vitoria | 18 | 8 | |
| Logroño | 21 | 9 | |
| Pamplona | 23 | 11 | |
| Huesca | 23 | 12 | |
| Zaragoza | 22 | 13 | |
| Lérida | | | |
| Oerona | 20 | 14 | 8 |
| Barcelona | 25 | 17 | |
| Tarragona | | | |
| Tortosa | 24 | 18 | 2 |
| Teruel | 20 | 5 | 3 |
| Castellón | 29 | 19 | 1.0 |
| Valencia | 28 | 21 | |
| Alicante | 30 | 22 | |
| Murcia | 33 | 21 | |
| Sévilla | 34 | 17 | |
| Córdoba | 35 | 19 | |
| Jaén | 33 | 22 | |
| Baeza | 34 | 17 | |
| Granada | 32 | 15 | |
| Huelva | 32 | 17 | |
| San Fernando | 26 | 19 | |
| Tarifa | 24 | 20 | |
| Algeciras | 35 | 19 | |
| Málaga | 34 | 21 | |
| Almería | 28 | 22 | |
| Palma | | | |
| Ibiza | | | |
| Mahón | 25 | 16 | |
| Las Palmas | | | |
| St Cruz de T. | 28 | 22 | |
| Laguna | | | |
| Izaña | 24 | | |
| Tetuán | 32 | 20 | |
| Melilla | | | |
| Tánger | | | |



Estado General

Una borrasca secundaria intensa que se halla en el mar del Norte produce mal tiempo en la Gran Bretaña, Francia, Alemania y Escandinavia. El anticiclón de las Azores persiste en la situación de ayer. Aparece una depresión secundaria por el golfo de Vizcaya. El ciclón del mar Balear pierde intensidad y el de las costas occidentales del Norte de Africa se corre hacia Canarias. En la península ibérica, el tiempo es bueno y fresco por los vientos del Norte y Nordeste.

Tiempo probable

EN LAS REGIONES.

- I Chubascos tormentosos.
- II
- III
- IV Bien tiempo nuboso.
- V
- VI
- VII tormentas locales y algunas lluvias.
- VIII
- IX
- X Bien tiempo.
- XI
- XII Algunas lluvias.

Observaciones en Madrid de 13^h del día 13 a 7^h del día 14

PARQUE DEL RETIRO (Altitud 667m.)

| Horas | Barómetro | | Temperatura | Humedad | Viento | Nieve | Estado del cielo | Horas de insolación | |
|-------|-----------|----------|-------------|---------|--------|-------|------------------|---------------------|--------------------|
| | mm | milibars | | | | | | 12-10 | Temperatura máxima |
| 13 | 705.4 | 940.5 | 23.4 | 51 | ENE 3 | 00 | Despejado | 14 | 31.5 |
| 18 | 706.9 | 938.8 | 22.1 | 46 | ENE 3 | 00 | Despejado | 14 | 17.5 |
| 1 | 708.5 | 944.6 | 14.7 | 56 | ENE 3 | 00 | Despejado | 14 | 24.5 |
| 7 | 702.6 | 946.1 | 14.9 | 60 | N 3 | 00 | Despejado | 14 | 705.9 |

Signos convencionales

| Cielo | | | |
|-------|-----------|-------|--------------|
| ○ | Despejado | ● | Lluvia |
| ○ | Con nubes | ⊗ | Nieve |
| ○ | Bruma | R | Tormenta |
| ⊗ | Niebla | A-cii | Alto Cúmulos |
| | | P-ci | Paiso Cirros |

| Vientos | | | |
|---------|-----------|-------|--------------|
| ○ | Despejado | ● | Lluvia |
| ○ | Con nubes | ⊗ | Nieve |
| ○ | Bruma | R | Tormenta |
| ⊗ | Niebla | A-cii | Alto Cúmulos |
| | | P-ci | Paiso Cirros |

| Mar | | | |
|-----|-------------|---------|--------------|
| — | Calma | — | Llana |
| — | Ventolina | 1 a 2 | Risada |
| — | Muy flojo | 2 a 4 | Marejada |
| — | Plojo | 4 a 6 | Picada |
| — | Moderado | 6 a 8 | Marejada |
| — | Algo fuerte | 8 a 10 | Gruesa |
| — | Fuerte | 10 a 12 | Gruesa |
| — | Duro | 12 a 14 | Muy gruesa |
| — | Muy duro | 14 a 16 | Arbolada |
| — | Temporal | 16 a 30 | Muy arbolada |

En azul Curvas de igual presión del día.
En negro Curvas de igual presión del día.
En rojo Curvas de igual variación de presión desde las tres horas antes.

OBSERVACIONES DE ESPAÑA

| ESTACIONES | PRESIÓN MILIBARES | | | VIENTO | TEMPERATURA | HUMEDAD | TIEMPO | | NUBES | MAR | DIRECCIÓN Y FUERZA DEL VIENTO Á | | | | | | |
|---------------------------------------|-------------------|-------------|-----------|--------|-------------|---------|--------|---------|------------|-----|---------------------------------|--------|-------|-------|------|------|------|
| | á O° | N. M. G. N. | VARIACIÓN | | | | C. | D. y F. | | | PRESENTE | PASADO | 250 | 500 | 1000 | 2000 | 3000 |
| | N. M. G. N. | | | | | | | | | | | | | | | | |
| OBSERVACIONES Á 7^h | | | | | | | | | | | | | | | | | |
| La Coruña | 25.5 | 0.0 | 5 | SE-1 | 15 | 85 | D | N | St-cu | 1 | 5 | | | | | | |
| Gijón | 23.0 | -0.3 | 3 | WSW-2 | 16 | 75 | N | N | St-cu | 0 | 6 | | | | | | |
| Santander | 22.5 | -0.2 | 3 | S-2 | 17 | 75 | N | N | Cu-nb | 0 | 7 | | | | | | |
| Valladolid | 24.5 | 0.8 | 3 | Cal-o | 12 | 75 | D | D | | 0 | 6 | | | | | | |
| Zaragoza | 21.5 | 0.6 | 1 | W-1 | 16 | 85 | D | D | | 0 | 7 | | | | | | |
| Barcelona | 17.7 | | | W-3 | 18 | 65 | D | N | | 0 | 9 | WNW-2 | W-1 | WNW-3 | NW-5 | NW-9 | |
| Tortosa | 19.0 | 0.0 | 3 | SW-3 | 22 | 55 | D | D | | 0 | 9 | NW-4 | W-4 | NW-5 | NW-6 | N-7 | |
| Mahón | 18.1 | 0.2 | 3 | WNW-1 | 22 | 65 | N | N | St-cu | 4 | 7 | | | | | | |
| Madrid | 22.9 | 1.2 | 4 | NE-3 | 15 | 65 | D | D | | 0 | 8 | | | | | | |
| Badajóz | 18.9 | 1.4 | 4 | NE-2 | 21 | 35 | D | D | | 0 | 8 | | | | | | |
| Alicante | 19.0 | 0.4 | 4 | ENE-1 | 23 | 85 | N | N | Cu-A-cu | 1 | 7 | S-6 | ESE-4 | S-2 | NW-1 | W-3 | |
| Granada | 21.0 | 1.6 | 3 | Cal-o | 16 | 85 | D | D | | 0 | 7 | | | | | | |
| Sevilla | 18.2 | 1.0 | 3 | N-1 | 21 | 75 | D | D | | 0 | 6 | ENE-1 | W-1 | W-2 | W-2 | | |
| Almería | 19.0 | 1.4 | 4 | NNW-2 | 25 | 65 | D | D | St-cu | 1 | 7 | | | | | | |
| Málaga | 21.3 | 1.4 | 3 | Cal-o | 23 | 85 | N | N | Nb | 1 | 5 | | | | | | |
| S. Fernando | 16.3 | 0.0 | 3 | S-6 | 25 | 65 | D | D | | 1 | 7 | | | | | | |
| Melilla | ; | 1.2 | 4 | S-0 | 24 | 85 | N | D | St-cu | 2 | 6 | | | | | | |
| Tetuán | 17.3 | 1.6 | 3 | NE-3 | 22 | 95 | N | D | St-cu | 0 | 7 | | | | | | |
| S. C. de Tenerife | 17.4 | 0.4 | 4 | ENE-3 | 23 | 65 | N | N | | 2 | 9 | | | | | | |
| Izaña | 19.8 | | | WNW-3 | 22 | 55 | D | N | | 0 | 6 | | | | | | |
| OBSERVACIONES Á 18^h | | | | | | | | | | | | | | | | | |
| La Coruña | 25.4 | 0.0 | 3 | WSW-1 | 18 | 74 | N | N | Cu | 2 | 6 | | | | | | |
| Gijón | 23.7 | 0.0 | 3 | N-4 | 17 | 74 | N | N | St-cu A-cu | 2 | 1 | | | | | | |
| Santander | 23.1 | 0.4 | 3 | NW-3 | 18 | 74 | N | N | Cu-nb | 3 | 3 | | | | | | |
| Valladolid | 18.5 | 0.4 | 1 | NE-3 | 20 | 44 | D | D | | 0 | 7 | | | | | | |
| Zaragoza | 17.0 | 0.0 | 3 | W-5 | 21 | 74 | N | N | Cu | 0 | 7 | | | | | | |
| Barcelona | 15.6 | ; | | WSW-2 | 20 | 74 | N | ll | Cu-nb A-cu | 0 | 7 | | | | | | |
| Tortosa | 15.4 | 0.0 | 3 | NW-4 | 24 | 54 | N | N | A-cu | 0 | 9 | | | | | | |
| Mahón | 14.3 | 0.0 | 2 | WSW-6 | 20 | 74 | N | N | Cu A-cu | 2 | 8 | | | | | | |
| Madrid | 13.9 | 0.0 | 0 | ENE-3 | 22 | 44 | D | D | | 0 | 8 | | | | | | |
| Badajóz | 12.5 | -0.6 | 6 | N-3 | 32 | 100 | D | D | | 0 | 8 | | | | | | |
| Alicante | 13.5 | 1.4 | 2 | ENE-2 | 25 | 64 | N | D | St-cu A-cu | 0 | 7 | | | | | | |
| Granada | 11.0 | -0.4 | 6 | NNW-2 | 31 | 24 | D | D | | 0 | 8 | | | | | | |
| Sevilla | 13.0 | -0.6 | 6 | W-3 | 30 | 44 | D | D | | 0 | 7 | | | | | | |
| Almería | 13.5 | 0.6 | 4 | SW-2 | 27 | 34 | D | D | | 1 | 8 | | | | | | |
| Málaga | 12.5 | -0.4 | 5 | S-1 | 24 | 64 | D | D | | 2 | 6 | | | | | | |
| S. Fernando | 14.6 | -1.2 | 9 | WSW-2 | 25 | 64 | D | D | | 2 | 7 | | | | | | |
| Melilla | 15.0 | -0.4 | 8 | SW-1 | 29 | 44 | N | D | | 2 | 7 | | | | | | |
| Tetuán | 11.9 | -0.8 | 6 | NW-4 | 29 | 44 | D | D | | 2 | 7 | | | | | | |
| S. C. de Tenerife | 17.1 | -0.4 | 9 | N-2 | 25 | 55 | D | D | Cu | 2 | 8 | | | | | | |
| Izaña | 7.05.0 | 0.0 | 5 | NW-2 | 20 | 25 | D | D | | 0 | 7 | | | | | | |

| ESTACIONES | PRESIÓN MILIBARES | | | VIENTO | TEMPERATURA | TIEMPO | PRESIÓN MILIBARES | VIENTO | ESTACIONES | PRESIÓN MILIBARES | | | VIENTO | TEMPERATURA | TIEMPO | PRESIÓN MILIBARES | VIENTO | | | |
|--------------------------------------|-------------------|-------------|-----------|--------|-------------|--------|-------------------|--------|------------|-------------------|---------|----------|--------|-------------|--------|-------------------|--------|--------|-------|-------------|
| | á O° | N. M. G. N. | VARIACIÓN | | | | | | | C. | D. y F. | PRESENTE | | | | | | PASADO | á O° | N. M. G. N. |
| | N. M. G. N. | | | | | | | | | N. M. G. N. | | | | | | | | | | |
| OBSERVACIONES Á 8^h | | | | | | | | | | | | | | | | | | | | |
| Vares | 20.9 | -0.4 | 9 | S-2 | 16 | N | N | | Cáceres | | | | | | | | 11.9 | N-2 | | |
| Finisterre | | | | | | | | | Vitoria | 23.0 | 0.4 | 3 | N-1 | 14 | D | NB | 22.1 | NW-3 | | |
| Santiago | 25.0 | 0.0 | 3 | N-2 | 15 | D | N | 23.8 | W-4 | | | | | | | | 21.8 | N-1 | | |
| Pontevedra | | | | | | | | 20.9 | NW-5 | 21.9 | ; | | WNW-1 | 16 | N | N | 20.7 | NNW-2 | | |
| Lugo | | | | | | | | | | 22.6 | 2.6 | 4 | NNW-0 | 13 | N | N | 20.7 | NNW-2 | | |
| Orense | 25.8 | ; | | Cal-o | 14 | D | D | 21.3 | N-4 | 20.3 | 0.0 | 0 | W-3 | 18 | D | N | 15.1 | W-3 | | |
| Oviedo | 26.6 | 0.0 | 0 | W-3 | 15 | N | N | 23.9 | NNW-2 | Teruel | | | | | | | 24.8 | SW-4 | | |
| Bilbao | | | | | | | | | | Gerona | 17.7 | 1.2 | 4 | NW-1 | 18 | D | ll | 14.9 | SW-2 | |
| San Sebastián | 22.1 | 0.4 | 4 | SE-2 | 19 | N | ; | 22.3 | NW-4 | Tarragona | 16.5 | ; | | NW-3 | 20 | D | N | 13.8 | NNW-1 | |
| León | 24.6 | ; | | E-1 | 15 | D | D | 22.3 | N-3 | Teruel | 22.1 | 5.4 | 2 | N-0 | 13 | D | D | 15.5 | N-1 | |
| Zamora | 23.4 | 5.3 | 1 | S-0 | 18 | D | D | 18.6 | N-1 | Castellón | 19.5 | 0.0 | 1 | NW-1 | 22 | D | D | 16.2 | ESE-2 | |
| Palencia | 22.9 | 0.0 | 3 | NNE-0 | 16 | D | D | 18.5 | NNW-2 | Valencia | | | | | | | 16.9 | E-2 | | |
| Burgós | | | | | | | | 19.4 | NE-4 | Murcia | 18.5 | ; | | N-1 | 26 | N | N | 12.6 | E-6 | |
| Soria | 22.1 | 0.0 | 3 | N-1 | 13 | D | D | 19.3 | N-2 | Córdoba | 18.9 | 1.0 | 3 | NE-1 | 25 | D | D | 10.2 | SW-1 | |
| Salamanca | 21.1 | 0.4 | 4 | SE-0 | 17 | D | D | 16.7 | E-2 | Jaén | 18.3 | ; | | S-3 | 25 | NB | D | 12.2 | NW-1 | |
| Avila | 21.8 | ; | | S-0 | 14 | D | D | 15.7 | NNW-3 | Baeza | | | | | | | 11.1 | NW-2 | | |
| Segovia | 19.8 | 0.0 | 0 | SE-1 | 18 | D | N | 15.5 | NW-2 | Huelva | 17.8 | ; | | E-1 | 28 | D | D | 12.5 | W-1 | |
| Toledo | 22.5 | 0.8 | 3 | NNE-1 | 17 | D | D | 13.7 | NE-4 | Tarifa | 14.5 | 0.8 | 4 | E-7 | 23 | D | D | | | |
| Guadalajara | | | | | | | | 14.3 | NE-3 | Algeciras | | | | | | | | | | |
| Cuenca | 18.3 | 3.2 | 1 | Cal-o | 16 | D | D | 09.9 | W-5 | Tánger | | | | | | | | | | |
| Ciudad Real | 18.9 | 0.6 | 1 | S-2 | 20 | D | D | 10.9 | N-2 | Palma | 18.5 | 0.8 | 1 | NE-0 | 22 | N | N | 14.7 | ENE-5 | |
| Albacete | 21.1 | 0.8 | 3 | Cal-o | 20 | D | N | 14.6 | N-2 | Las Palmas | | | | | | | | | | |
| | | | | | | | | | Laguna | | | | | | | | | | | |

NOTICIAS

Expresado en medias horas antes observación.
 D Despejado ó semidespejado - N Nuboso ó cubierto - NB Niebla ó bruma - A Aguaceros - ll Lloviznas - ll Lluvias - G Granizo (sin truenos) - An Aguanieve - nv Nieve - T Tormenta.
 D Despejado ó semidespejado - N Nuboso - NC Cubierto constantemente - NB Niebla ó bruma - A Aguaceros - ll Llovizna - nv Nieve ó aguanieve - G Granizo (sin truenos) - T Tormenta.
 Sobre el nivel del mar.