

INSTITUTO GEOGRÁFICO Y CATASTRAL

BOLETÍN DEL SERVICIO METEOROLÓGICO

AÑO XXXVI  
Nim.<sup>o</sup> 59

1928  
28 de Febrero

OBSERVACIONES DEL EXTRANJERO

| ESTACIONES       |                  | PREJÓN MILIBAREJ |           | VIENTO           | TEMPERATURA | TIEMPO        | PREJÓN MILIBAREJ | VIENTO            | ESTACIONES |               | PREJÓN MILIBAREJ |                  | VIENTO | TEMPERATURA   | TIEMPO | PREJÓN MILIBAREJ  | VIENTO  |      |      |  |
|------------------|------------------|------------------|-----------|------------------|-------------|---------------|------------------|-------------------|------------|---------------|------------------|------------------|--------|---------------|--------|-------------------|---------|------|------|--|
|                  |                  | á O.<br>N.M.G.N. | VARIACIÓN | C                | D. y F.     | °             | á O.<br>N.M.G.N. | D. y F.           |            |               | á O.<br>N.M.G.N. | VARIACIÓN        | C      | D. y F.       | °      | á O.<br>N.M.G.N.  | D. y F. |      |      |  |
|                  |                  | OBSERVACIONES    |           | A 7 <sup>h</sup> |             | OBSERVACIONES |                  | A 18 <sup>h</sup> |            | OBSERVACIONES |                  | A 7 <sup>h</sup> |        | OBSERVACIONES |        | A 18 <sup>h</sup> |         |      |      |  |
| ISLANDIA         | Seydisfjord      | 13.3             | 0.0       | 7                | Cal-e       | 5             | D                | D                 | ?          | SSW-1         | 24.4             | -1.0             | 5      | E-3           | 2      | D                 | D       |      |      |  |
|                  | Reykjavik        | 05.3             | 0.0       | 3                | WSW-7       | 8             | IL               | IL                |            |               | 25.1             | 0.0              | 0      | ESE-3         | 2      | N                 | D       | 28.1 |      |  |
|                  | Vestfmannö       | 06.6             | -1.3      | 5                | SE-7        | 7             | NR               | NR                | 07.4       | SE-6          | 22.2             | -1.0             | 5      | E-3           | 4      | D                 | D       | 26.3 |      |  |
| SUECIA Y NORUEGA | Thorshavn        | 21.3             | -1.3      | 5                | Cal-e       | 6             | NR               | NR                | 22.6       | W-1           | 21.5             | -1.0             | 5      | ESE-3         | 4      | D                 | D       |      |      |  |
|                  | Stensele         | 32.9             | 0.7       | 0                | Cal-e       | -12           | N                | N                 | 30.6       | Cal-e         | 24.5             | 0.0              | 0      | N-e           | -3     | D                 | D       |      |      |  |
|                  | Ostersund        | 37.8             | 0.7       | 0                | E-1         | -11           | D                | N                 | 35.0       | SE-1          | 23.0             | 0.0              | 8      | S-e           | -3     | D                 | D       |      |      |  |
| DINAMARCA        | Hernösand        | 32.1             | 0.0       | 0                | Cal-e       | -7            | D                | N                 | 31.0       | Cal-e         | 23.7             | 0.0              | 5      | SW-0          | 0      | N                 | N       |      |      |  |
|                  | Särna            | 36.9             | 0.0       | 0                | Cal-e       | -19           | D                | D                 | 33.9       | Cal-e         | 27.1             | 0.0              | 0      | N-e           | -1     | D                 | D       |      |      |  |
|                  | Karlstad         | 37.0             | 0.0       | 0                | N-1         | -10           | N                | D                 | 36.7       | Cal-e         | 19.9             | -1.0             | 7      | ESE-3         | 0      | N                 |         |      |      |  |
|                  | Estocolmo        | 35.3             | 0.7       | 3                | WSW-1       | -2            | D                | D                 | 35.7       | Cal-e         | 19.5             | -1.0             | 0      | SE-3          | 1      | D                 |         | 24.1 |      |  |
|                  | Jönköping        | 37.7             | 0.0       | 0                | S-1         | -4            | D                | D                 | 37.1       | S-1           | 17.1             | -1.5             | 7      | ESE-6         | 4      | D                 |         | 22.1 |      |  |
|                  | Wisby            | 36.5             | 0.0       | 0                | W-1         | -2            | D                | D                 | 36.3       | Cal-e         | 26.7             | -0.5             | 7      | E-3           | 2      | D                 |         |      |      |  |
|                  | Kalmar           | 37.0             | 0.7       | 0                | Cal-e       | -4            | NB               | D                 |            |               | 19.7             | 0.5              | 4      | SSE-5         | 8      | D                 |         |      |      |  |
|                  | Bronnö           |                  |           |                  |             |               |                  |                   |            |               | 17.9             | -1.5             | 9      | SE-4          | 8      | N                 |         |      |      |  |
|                  | Vallersund       |                  |           |                  |             |               |                  |                   |            |               | 12.3             | -1.0             | 7      | ESE-2         | 7      | N                 |         | 19.1 |      |  |
|                  | Kinn             | 32.8             | -0.5      | 5                | SSW-4       | 1             | NR               | NB                | 33.1       | SSW-5         | 16.5             | -1.5             | 7      | ESE-1         | 3      | N                 |         | 20.7 |      |  |
|                  | Dombaas          | 36.7             | 0.0       | 0                | Cal-e       | -10           | D                | D                 | 35.4       | Cal-e         | 19.4             | -1.0             | 8      | E-1           | 0      | N                 |         |      |      |  |
|                  | Utsire           |                  |           |                  |             |               |                  |                   | 33.3       | S-3           | 23.5             | 0.5              | 1      | NNE-1         | -3     | D                 |         |      |      |  |
|                  | Fæerder          | 36.5             | 0.0       | 0                | N-1         | -1            | NR               | NB                | 36.1       | S-1           | 23.8             | -0.5             | 6      | W-1           | -4     | D                 |         | 24.7 |      |  |
|                  | Lister           | 34.5             | 0.0       | 0                | ESE-3       | -2            | N                | NB                | 35.0       | ESE-3         | 16.3             | -1.0             | 7      | E-3           | 7      | N                 |         | 29.4 |      |  |
|                  | ISLAS BRITANICAS | Skagen           |           |                  |             |               |                  |                   | 35.1       | Cal-e         | 21.9             | -0.5             | 5      | E-1           | 1      | N                 |         |      |      |  |
| Hanstholm        |                  |                  |           |                  |             |               |                  | 32.9              | ESE-1      | 12.7          | -0.5             | 6                | ESE-2  | 8             | N      |                   |         |      |      |  |
| Blaavands        |                  |                  |           |                  |             |               |                  | 33.7              | ESE-1      | 19.1          | 0.5              | 0                | S-2    | 7             | N      |                   |         |      |      |  |
| Copenhague       |                  |                  |           |                  |             |               |                  | 35.9              | SSE-3      | 21.3          | -0.5             | 7                | SSE-3  | 7             | N      |                   |         |      |      |  |
| Hammershus       |                  |                  |           |                  |             |               |                  | 35.5              | ESE-1      | 11.7          | -1.0             | 7                | SSE-2  | 10            | N      |                   |         |      |      |  |
| Lerwick          |                  |                  |           |                  |             |               |                  |                   |            | 11.6          | 0.5              | 4                | SE-2   | 13            | N      |                   |         |      |      |  |
| Stornoway        |                  | 19.0             | 0.0       | 0                | Cal-e       | 1             | D                | D                 | 23.1       | Cal-e         | 12.3             | -0.5             | 8      | ESE-2         | 10     | N                 |         | 15.0 |      |  |
| Wick             |                  | 23.8             | -1.0      | 5                | S-3         | 4             | N                | D                 | 25.7       | S-2           | 19.1             | -0.5             | 7      | SE-4          | 10     | N                 |         | 23.8 |      |  |
| Aberdeen         |                  | 26.0             | -0.5      | 6                | SSE-3       | 4             | N                | IL                | 28.5       | SSE-1         | 17.8             | 0.0              | 2      | SE-6          | 10     | T                 |         |      |      |  |
| Malin Head       |                  | 05.4             | -1.0      | 0                | ESE-4       | 5             | D                | NB                | 20.2       | ESE-3         | 22.3             | 0.0              | 4      | Cal-e         | 8      | N                 |         | 24.9 |      |  |
| Renfrew          |                  |                  |           |                  |             |               |                  |                   | ?          | E-3           | 06.2             | 0.0              | 0      | S-3           | 11     | N                 | N       | 05.3 |      |  |
| Tynemouth        |                  | 24.4             | -0.5      | 6                | E-1         | 4             | N                | NB                | 27.0       | SE-2          | 07.8             | -0.5             | 9      | ESE-3         | 10     | N                 | N       | 06.6 |      |  |
| Blacksod         |                  | 08.0             | -0.5      | 5                | SE-5        | 7             | N                | D                 | 15.4       | SE-4          | 07.8             | -0.5             | 0      | S-1           | 10     | NB                | IL      | 07.8 |      |  |
| Donaghadde       |                  | 19.0             | -1.5      | 5                | SE-4        | 7             | D                | D                 | 21.7       | ESE-4         | 10.1             | 0.0              | 0      | S-1           | 10     | NB                | IL      | 07.8 |      |  |
| Holyhead         |                  | 15.8             | -2.0      | 5                | E-5         | 5             | D                | D                 | 21.2       | E-3           | 11.1             | -0.5             | 5      | SSW-1         | 13     | IL                | IL      | 10.3 |      |  |
| Cranwell         |                  |                  |           |                  |             |               |                  |                   | 26.8       | ESE-2         |                  |                  |        |               |        |                   |         |      |      |  |
| Yarmouth         |                  | 21.8             | -1.5      | 5                | ESE-3       | 5             | D                | D                 | 26.9       | E-2           |                  |                  |        |               |        |                   |         |      |      |  |
| Valentia         |                  | 03.5             | -3.5      | 5                | ESE-5       | 9             | N                | IL                |            |               | 27.0             | -0.7             | 8      | NNE-2         | -1     | D                 | D       | 26.1 |      |  |
| Pembroke         |                  | 12.7             | -1.5      | 5                | ESE-5       | 6             | D                | D                 | 19.1       | ESE-3         | 28.5             | 0.0              | 0      | Cal-e         | -2     | D                 | D       | 27.7 |      |  |
| Ross-on-Wye      |                  | 17.9             | -2.0      | 5                | E-2         | 1             | N                | D                 | 22.2       | ESE-3         | 26.6             | 0.7              | 3      | NNW-1         | -1     | D                 | D       | 26.3 |      |  |
| Londres          |                  | 19.6             | -2.0      | 5                | E-1         | -1            | NR               | NB                | 24.6       | E-1           |                  |                  |        |               |        |                   |         |      |      |  |
| Scilly           |                  |                  |           |                  |             |               |                  |                   | 16.6       | ESE-5         |                  |                  |        |               |        |                   |         |      |      |  |
| Plymouth         |                  | 13.1             | -1.5      | 5                | E-4         | 7             | D                | D                 | 19.9       | ESE-4         |                  |                  |        |               |        |                   |         |      | 28.6 |  |
| Calshot          | 17.1             | -2.0             | 5         | E-4              | 6           | D             | D                | 22.4              | E-5        |               |                  |                  |        |               |        |                   |         |      |      |  |
| Quernsey         | 14.9             | -1.0             | 5         | ESE-4            | 7           | D             | D                | 20.5              | ESE-5      |               |                  |                  |        |               |        |                   |         |      |      |  |
| EUROPA CENTRAL   | Borkum           |                  |           |                  |             |               |                  |                   |            | 27.1          | 0.0              | 0                | NW-3   | 6             | D      | D                 |         |      |      |  |
|                  | Loningen         | 26.5             | -0.7      | 5                | E-2         | 0             | D                | D                 | 28.6       | E-1           | 27.1             | 0.0              | 0      | NW-3          | 6      | D                 | D       |      |      |  |
|                  | Hamburgo         | 32.6             | 0.0       | 6                | ESE-4       | 0             | NR               | NB                | 32.6       | ESE-3         | 25.3             | -0.7             | 8      | NNE-2         | 7      | N                 | N       | 26.2 |      |  |
|                  | Swinemunde       | 35.8             | 0.0       | 0                | Cal-e       | -4            | D                | D                 | 35.5       | Cal-e         | 25.5             | 0.0              | 0      | SE-1          | 0      | D                 | D       |      |      |  |
|                  | Danzig           | 37.7             | 1.0       | 3                | S-2         | -2            | NR               | NB                | 36.3       | NNW-2         |                  |                  |        |               |        |                   |         |      | 28.9 |  |
|                  | Memel            |                  |           |                  |             |               |                  |                   |            |               | 26.2             | -0.7             | 8      | N-2           | 1      | D                 | D       | 24.2 |      |  |
|                  | Aquisgran        | 23.7             | -0.7      | 5                | E-2         | 3             | D                | D                 | 26.7       | E-2           | 20.3             | -2.0             | 5      | SE-6          | 10     | N                 | N       |      |      |  |
|                  | Magdeburgo       | 32.3             | 0.0       | 0                | E-3         | -1            | N                | NB                | 32.6       | E-2           | 25.0             | 0.0              | 3      | NW-2          | 8      | D                 | D       | 26.7 |      |  |
|                  | Berlin           | 33.7             | 0.0       | 0                | E-3         | -1            | D                | D                 | 33.9       | E-3           | 24.7             | 0.0              | 0      | Cal-e         | 8      | D                 | D       |      |      |  |
|                  | Dresde           | 31.4             | 1.3       | 0                | ESE-3       | -1            | N                | D                 | 32.2       | ESE-3         |                  |                  |        |               |        |                   |         |      |      |  |
|                  | Breslau          | 34.3             | 0.7       | 0                | ESE-2       | 0             | N                | N                 | 34.6       | Cal-e         |                  |                  |        |               |        |                   |         |      |      |  |
|                  | Francfort        | 26.3             | 0.0       | 3                | N-2         | 1             | D                | D                 | 27.8       | ESE-1         |                  |                  |        |               |        |                   |         |      |      |  |
|                  | Carlsruha        | 23.9             | -0.7      | 6                | ESE-1       | 1             | D                | D                 | 25.5       | ESE-1         |                  |                  |        |               |        |                   |         |      |      |  |
|                  | Munich           | 26.7             | -0.7      | 5                | ESE-2       | -4            | D                | NB                | 27.5       | E-2           |                  |                  |        |               |        |                   |         |      |      |  |
|                  | Posen            |                  |           |                  |             |               |                  |                   |            |               |                  |                  |        |               |        |                   |         |      |      |  |
|                  | Varsovia         |                  |           |                  |             |               |                  |                   |            |               |                  |                  |        |               |        |                   |         |      |      |  |
|                  | Cracovia         |                  |           |                  |             |               |                  |                   |            |               |                  |                  |        |               |        |                   |         |      |      |  |
|                  | Viena            |                  |           |                  |             |               |                  |                   |            |               |                  |                  |        |               |        |                   |         |      |      |  |
|                  | Praga            |                  |           |                  |             |               |                  |                   |            |               |                  |                  |        |               |        |                   |         |      |      |  |
|                  | Buda-Pest        |                  |           |                  |             |               |                  |                   |            |               |                  |                  |        |               |        |                   |         |      |      |  |

RADIOGRAMAS TRANSMITIDOS DESDE BARCOS

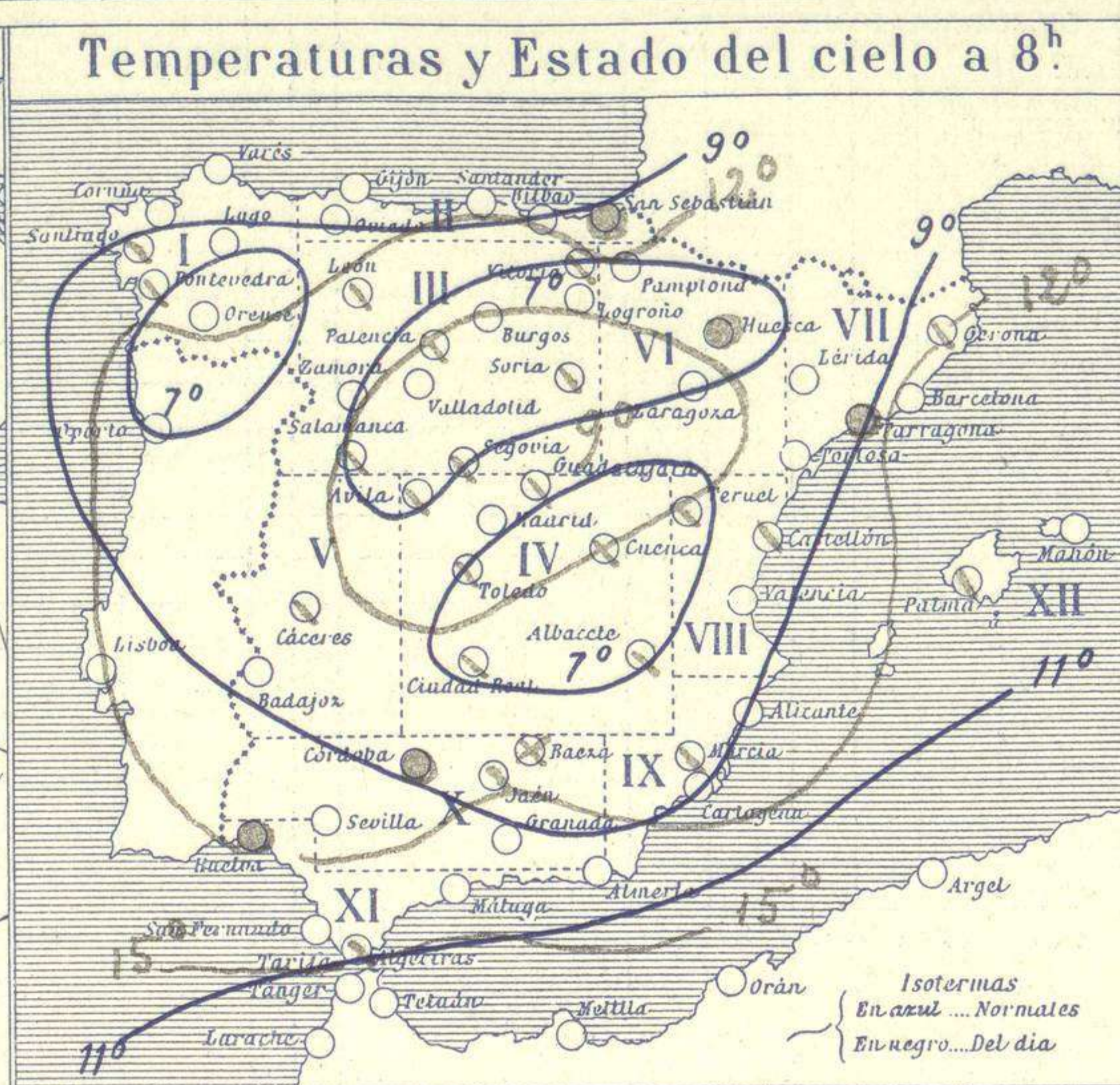
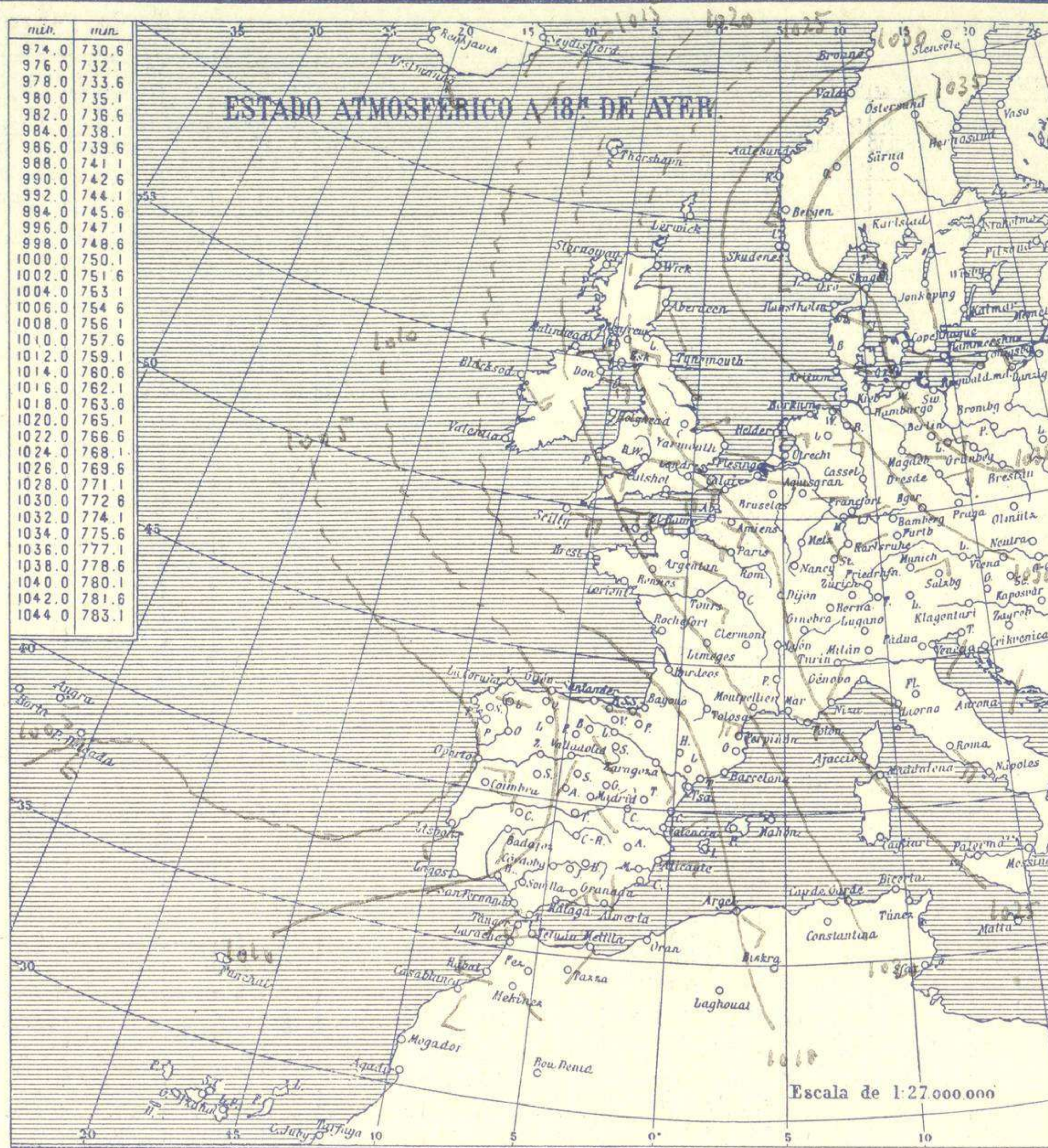


# SERVICIO METEOROLÓGICO ESPAÑOL.

Boletín del *Martes 28 de Febrero* de 1928.

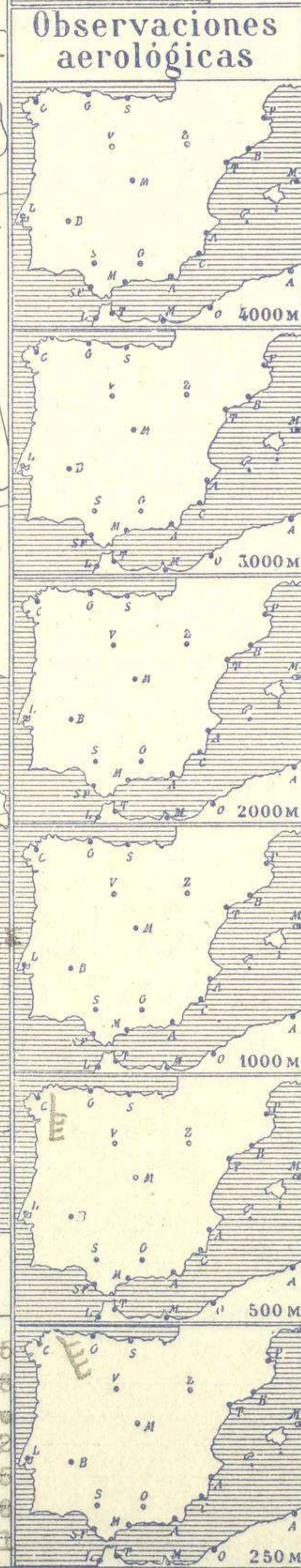
AÑO XXXVI

Núm. 69



**Temperaturas extrema y Lluvia**

| Estaciones                | Temperaturas |        | Lluvia<br>mm. |
|---------------------------|--------------|--------|---------------|
|                           | Máx.         | Mínim. |               |
| La Coruña                 | 14           | 8      | ip            |
| Santiago                  | 21           | 5      |               |
| Pontevedra                | 15           |        |               |
| Lugo                      | 16           | 11     |               |
| Orense                    | 15           |        |               |
| Gijón                     | 16           | 11     |               |
| Oviedo                    | 16           | 11     |               |
| Santander                 | 16           | 11     |               |
| Bilbao                    | 16           | 11     |               |
| San Sebastian             | 16           | 11     |               |
| León                      | 9            | 4      | ip            |
| Zamora                    | 15           | 1      | ip            |
| Palencia                  | 13           | 2      |               |
| Burgos                    | 13           | 2      |               |
| Soria                     | 8            | 2      | 4             |
| Valladolid                | 12           | 1      | ip            |
| Salamanca                 | 11           | 2      | 2             |
| Ávila                     | 14           | 1      | ip            |
| Segovia                   | 10           | 4      | 3             |
| Madrid                    | 11           | 4      | 3             |
| Toledo                    | 12           | 6      | 5             |
| Guadalajara               | 11           | 4      | 3             |
| Cuenca                    | 8            | 4      | 12            |
| Ciudad-Real               | 10           | 2      | 10            |
| Albacete                  | 8            | 3      | 13            |
| Cáceres                   | 8            | 3      | 13            |
| Badajoz                   | 14           | 9      | 14            |
| Vitoria                   | 11           | 6      | ip            |
| Logroño                   | 12           | 5      |               |
| Pamplona                  | 10           | 6      | 0             |
| Huesca                    | 10           | 6      | 0             |
| Zaragoza                  | 13           | 7      | 6             |
| Lérida                    | 14           | 9      | 13            |
| Gerona                    | 14           | 9      | 12            |
| Barcelona                 | 14           | 9      | 12            |
| Tarragona                 | 13           | 9      | 12            |
| Tortosa                   | 13           | 9      | 12            |
| Teruel                    | 8            | 3      | 14            |
| Castellón                 | 12           | 7      | 17            |
| Valencia                  | 13           | 7      | 16            |
| Alicante                  | 14           | 7      | 7             |
| Murcia                    | 13           | 8      | 16            |
| Sevilla                   | 12           | 5      | 1             |
| Córdoba                   | 12           | 6      | 17            |
| Jaén                      | 12           | 6      | 5.2           |
| Baeza                     | 12           | 5      | 16            |
| Granada                   | 12           | 5      | 3             |
| Huelva                    | 15           | 7      | 7             |
| San Fernando              | 14           |        | 14            |
| Tarifa                    | 12           |        | 12            |
| Algeciras                 | 14           |        | 17            |
| Málaga                    | 15           |        | 17            |
| Almería                   | 9            |        | 5             |
| Palma                     | 1            |        | 1             |
| Ibiza                     |              |        |               |
| Mahón                     |              |        |               |
| Las Palmas                |              |        |               |
| S <sup>t</sup> Cruz de T. |              |        |               |
| Laguna                    |              |        |               |
| Izaña                     |              |        |               |
| Tetuán                    | 15           | 9      |               |
| Melilla                   |              |        | 2.5           |
| Tánger                    |              |        |               |



**Estado General**

Persisten las presiones débiles al occidente de la península Ibérica y pasó al Mediterráneo un núcleo de perturbación atmosférica de carácter secundario. Las presiones altas residen sobre el Báltico.

**Tiempo probable**

EN LAS REGIONES.

I .....  
 II .....  
 III .....  
 IV .....  
 V .....  
 VI Vientos flojes y moderados del Sur y lluvias.  
 VII .....  
 VIII .....  
 IX .....  
 X .....  
 XI .....  
 XII .....

**Signos convencionales**

**Cielo**

○ Despejado ● Lluvia Ci. Cirros  
 ☁ Con nubes ❄ Nieve St. Estratos  
 ☁ Bruma R Tormenta Cú. Cúmulos  
 ☁ Niebla A-cú. Alto Cúmulos  
 F-ci. Falso Cirros

**Vientos**

| Signo | Nombres    | Velocidad<br>m/s | Signo | Nombres        |
|-------|------------|------------------|-------|----------------|
| —     | Calma      | 1 a 2            | ~     | Ulana          |
| —     | Ventolina  | 2 a 4            | ~     | Rizada         |
| —     | Muy flojo  | 4 a 6            | ~     | Marjada        |
| —     | Flojo      | 6 a 8            | ~     | Picada         |
| —     | Moderado   | 8 a 10           | ~     | Marjada gruesa |
| —     | Ago fuerte | 10 a 12          | ~     | Gruesa         |
| —     | Duro       | 12 a 14          | ~     | Muy gruesa     |
| —     | Muy duro   | 14 a 16          | ~     | Arbolada       |
| —     | Temporal   | 16 a 30          | ~     | Muy arbolada   |

En azul Curvas de igual presión del mes.  
 En negro Curvas de igual presión del día.  
 En negro Curvas de igual variación de presión desde tres horas antes.

Escala de 1:13.500.000

# OBSERVACIONES DE ESPAÑA

| ESTACIONES        | PRESIÓN MILIBARES               |           |    | VIENTO<br>D. y F. | TEMPE-<br>RATU-<br>RA<br>C. | COMIENZO<br>LUVIA<br>% | DIRECCION<br>% | TIEMPO   |        | NUBES        | MAR | VISIBILIDAD | DIRECCION Y FUERZA DEL VIENTO A |     |      |      |      |      |      |  |  |  |  |  |  |
|-------------------|---------------------------------|-----------|----|-------------------|-----------------------------|------------------------|----------------|----------|--------|--------------|-----|-------------|---------------------------------|-----|------|------|------|------|------|--|--|--|--|--|--|
|                   | a O°                            |           | C. |                   |                             |                        |                | PRESENTE | PASADO |              |     |             | 250                             | 500 | 1000 | 2000 | 3000 | 4000 | 5000 |  |  |  |  |  |  |
|                   | N. M. G. N.                     | VARIACION |    |                   |                             |                        |                |          |        |              |     |             |                                 |     |      |      |      |      |      |  |  |  |  |  |  |
|                   | OBSERVACIONES A 7 <sup>h</sup>  |           |    |                   |                             |                        |                |          |        |              |     |             | OBSERVACIONES A 7 <sup>h</sup>  |     |      |      |      |      |      |  |  |  |  |  |  |
| La Coruña         | 14.9                            | -1.5      | 9  | S-4               | -1                          |                        |                | N        | N      | St-cu, Ci-st | 4   |             | SSE-9                           | S-9 |      |      |      |      |      |  |  |  |  |  |  |
| Gijón             | 16.6                            | -1.5      | 5  | SW-1              | 9                           |                        |                | N        | N      | Ci           | 1   |             |                                 |     |      |      |      |      |      |  |  |  |  |  |  |
| Santander         | 18.5                            | -0.5      | 5  | S-7               | 12                          |                        |                | N        | D      | Cu, Ci-st    | 1   |             |                                 |     |      |      |      |      |      |  |  |  |  |  |  |
| Valladolid        | 13.9                            | 0.0       | 0  | SSW-1             | 2                           |                        |                | N        | IL     | St-cu, Ci    |     |             |                                 |     |      |      |      |      |      |  |  |  |  |  |  |
| Zaragoza          | ?                               | -0.5      | 6  | Cal-e             | 9                           |                        |                | N        | A      | Nb           |     |             |                                 |     |      |      |      |      |      |  |  |  |  |  |  |
| Barcelona         |                                 |           |    |                   |                             |                        |                |          |        |              |     |             |                                 |     |      |      |      |      |      |  |  |  |  |  |  |
| Tortosa           | 14.6                            | 0.5       | 3  | ENE-2             | 12                          |                        |                | IL       | IL     | Nb           |     |             |                                 |     |      |      |      |      |      |  |  |  |  |  |  |
| Mahón             | 14.5                            | -1.5      | 5  | SSE-5             | 13                          |                        |                | IL       | N      | Nb           | 1   |             |                                 |     |      |      |      |      |      |  |  |  |  |  |  |
| Madrid            | 15.5                            | 0.5       | 0  | Cal-e             | 4                           |                        |                | N        | IL     | St-cu        |     |             |                                 |     |      |      |      |      |      |  |  |  |  |  |  |
| Badajóz           | 12.2                            | 0.0       | 1  | E-e               | 9                           |                        |                | N        | IL     |              |     |             |                                 |     |      |      |      |      |      |  |  |  |  |  |  |
| Alicante          | 12.6                            | 0.5       | 3  | WSW-1             | 11                          |                        |                | N        | IL     | St-cu, A-cu  | 1   |             |                                 |     |      |      |      |      |      |  |  |  |  |  |  |
| Granada           | 15.8                            | 0.5       | 0  | Cal-e             | 9                           |                        |                | N        | N      | Cu           |     |             |                                 |     |      |      |      |      |      |  |  |  |  |  |  |
| Sevilla           | 11.3                            | 0.5       | 0  | SW-e              | 10                          |                        |                | N        | N      | Nb           |     |             |                                 |     |      |      |      |      |      |  |  |  |  |  |  |
| Almería           | 14.7                            | 1.0       | 0  | N-2               | 9                           |                        |                | N        | N      | St-cu, Ci    | 0   |             |                                 |     |      |      |      |      |      |  |  |  |  |  |  |
| Málaga            | 14.9                            | 0.5       | 3  | Cal-e             | 11                          |                        |                | N        | N      | Nb, Ci-st    | 1   |             |                                 |     |      |      |      |      |      |  |  |  |  |  |  |
| S. Fernando       | 14.9                            | 0.0       | 0  | W-3               | 14                          |                        |                | IL       | IL     | Cu-nb        | 1   |             |                                 |     |      |      |      |      |      |  |  |  |  |  |  |
| Melilla           | 16.4                            | 0.5       | 3  | SSE-1             | 14                          |                        |                | N        | IL     | St-cu        | 6   |             |                                 |     |      |      |      |      |      |  |  |  |  |  |  |
| Tetuán            |                                 |           |    |                   |                             |                        |                |          |        |              |     |             |                                 |     |      |      |      |      |      |  |  |  |  |  |  |
| S. C. de Tenerife | 12.1                            | 0.0       | 0  | S-2               | 4                           |                        |                | N        | N      |              |     |             |                                 |     |      |      |      |      |      |  |  |  |  |  |  |
| Izania            | 12.6                            |           |    | WSW-3             | 10                          |                        |                | N        | N      |              |     |             |                                 |     |      |      |      |      |      |  |  |  |  |  |  |
|                   | OBSERVACIONES A 18 <sup>h</sup> |           |    |                   |                             |                        |                |          |        |              |     |             | OBSERVACIONES A 18 <sup>h</sup> |     |      |      |      |      |      |  |  |  |  |  |  |
| La Coruña         | 07.8                            | -0.5      | 5  | S-1               | 15                          |                        |                | N        |        | St-cu        | 3   |             |                                 |     |      |      |      |      |      |  |  |  |  |  |  |
| Gijón             | 09.7                            | -1.0      | 5  | SSE-1             | 12                          |                        |                | N        |        | Cu, Ci-st    | 1   |             |                                 |     |      |      |      |      |      |  |  |  |  |  |  |
| Santander         | 10.7                            | 1.0       | 1  | E-2               | 14                          |                        |                | D        |        | St           | 1   |             |                                 |     |      |      |      |      |      |  |  |  |  |  |  |
| Valladolid        | 11.7                            | -0.5      | 5  | SSW-2             | 8                           |                        |                | N        |        | St-cu        |     |             |                                 |     |      |      |      |      |      |  |  |  |  |  |  |
| Zaragoza          | ?                               | -0.5      | 0  | SE-3              | 11                          |                        |                | N        |        | Cu-nb        |     |             |                                 |     |      |      |      |      |      |  |  |  |  |  |  |
| Barcelona         |                                 |           |    |                   |                             |                        |                |          |        |              |     |             |                                 |     |      |      |      |      |      |  |  |  |  |  |  |
| Tortosa           |                                 |           |    |                   |                             |                        |                |          |        |              |     |             |                                 |     |      |      |      |      |      |  |  |  |  |  |  |
| Mahón             | 11.6                            | -1.0      | 9  | SE-2              | 2                           |                        |                | N        |        | Cu-nb        |     |             |                                 |     |      |      |      |      |      |  |  |  |  |  |  |
| Madrid            | 13.9                            | -0.5      | 7  | SE-1              | 7                           |                        |                | IL       |        | St-cu        |     |             |                                 |     |      |      |      |      |      |  |  |  |  |  |  |
| Badajóz           | 08.3                            | 0.5       | 3  | SSW-1             | 13                          |                        |                | N        |        | Nb, A-st     |     |             |                                 |     |      |      |      |      |      |  |  |  |  |  |  |
| Alicante          | 13.4                            | -1.5      | 5  | E-1               | 13                          |                        |                | IL       |        | Nb           | 4   |             |                                 |     |      |      |      |      |      |  |  |  |  |  |  |
| Granada           |                                 |           |    |                   |                             |                        |                |          |        |              |     |             |                                 |     |      |      |      |      |      |  |  |  |  |  |  |
| Sevilla           |                                 |           |    |                   |                             |                        |                |          |        |              |     |             |                                 |     |      |      |      |      |      |  |  |  |  |  |  |
| Almería           | 13.1                            | 0.5       | 9  | N-2               | 13                          |                        |                | N        |        | Cu, Ci       | 0   |             |                                 |     |      |      |      |      |      |  |  |  |  |  |  |
| Málaga            | 12.2                            | -1.0      | 5  | ENE-4             | 12                          |                        |                | T        |        | Nb           | 6   |             |                                 |     |      |      |      |      |      |  |  |  |  |  |  |
| S. Fernando       | 12.6                            | 0.5       | 0  | SW-4              | 14                          |                        |                | N        |        | Cu-nb, Cu    | 1   |             |                                 |     |      |      |      |      |      |  |  |  |  |  |  |
| Melilla           | 13.7                            | 1.0       | 2  | SW-e              | 14                          |                        |                | IL       |        | Nb, A-st     | 7   |             |                                 |     |      |      |      |      |      |  |  |  |  |  |  |
| Tetuán            | 12.7                            | 1.5       | 3  | W-4               | 12                          |                        |                | N        |        | Nb, Ci-st    |     |             |                                 |     |      |      |      |      |      |  |  |  |  |  |  |
| S. C. de Tenerife |                                 |           |    |                   |                             |                        |                |          |        |              |     |             |                                 |     |      |      |      |      |      |  |  |  |  |  |  |
| Izania            | 55.9?                           | ?         | ?  | ENE-2             | 9                           |                        |                | IL       |        |              |     |             |                                 |     |      |      |      |      |      |  |  |  |  |  |  |

**NOTICIAS**

... Expresado en medias horas antes observación.  
 ... D Despejado o semidespejado - N Nuboso o cubierto - NB Niebla o bruma - A Aguaceros - IL Lloviznas - LL Lluvias - G Granizo (sin truenos) - AN Aguanieve - NV Nieve - T Tormenta.  
 ... D Despejado o semidespejado - N Nuboso - NC Cubierto constantemente - NB Niebla o bruma - A Aguaceros - IL Lloviznas - NV Nieve o aguanieve - G Granizo (sin truenos) - T Tormenta.  
 ... Sobre el nivel del mar.