





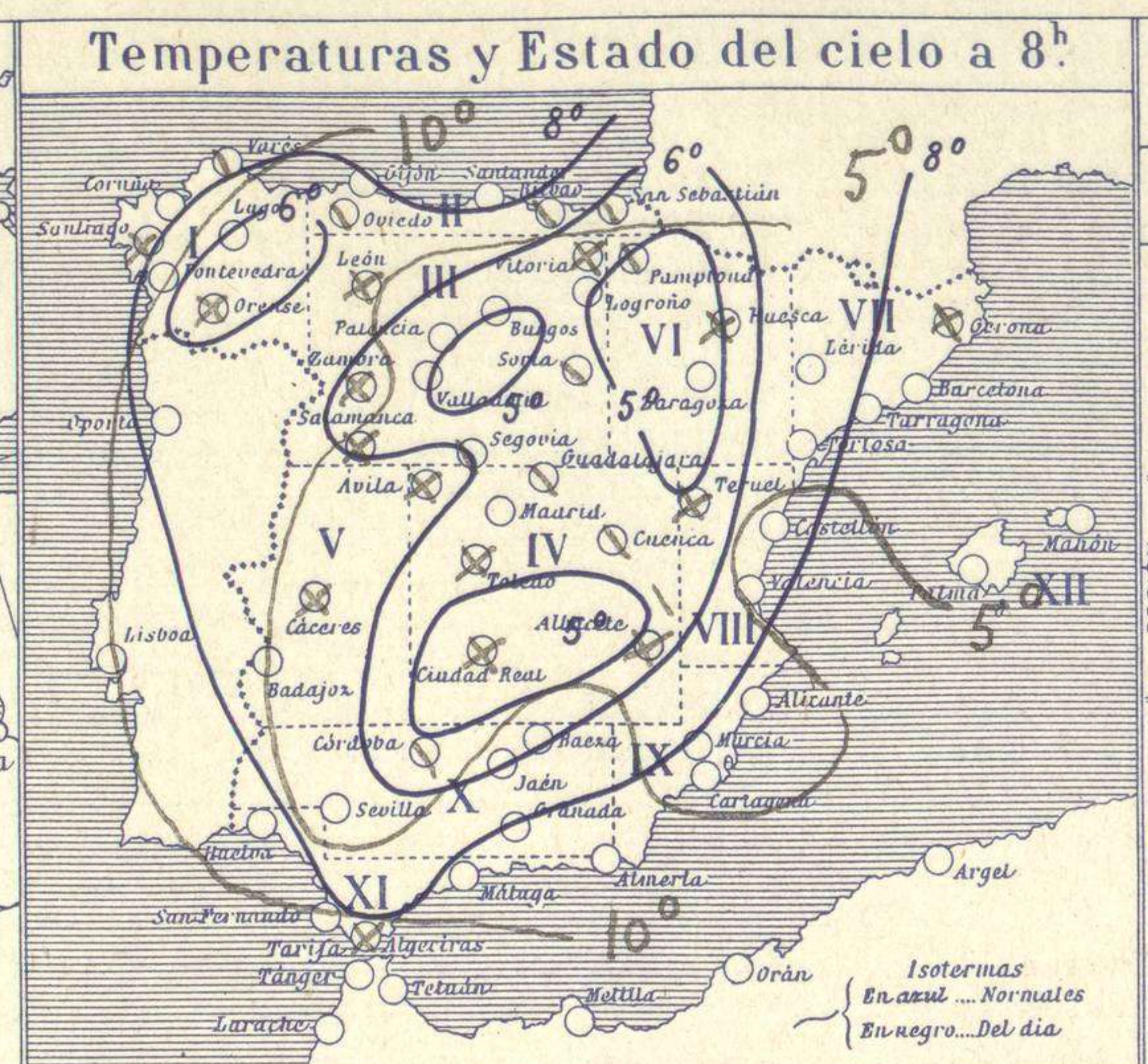
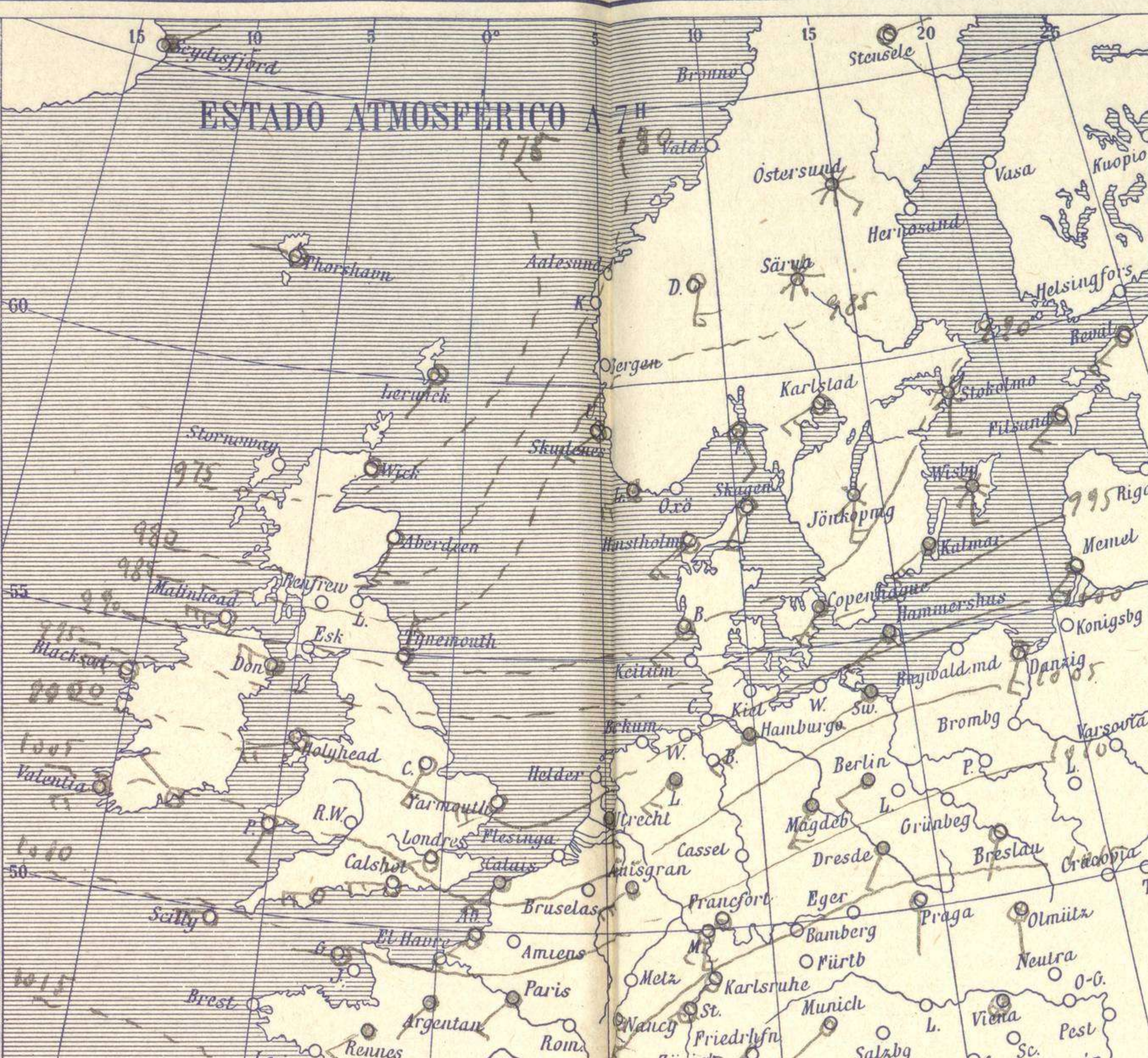
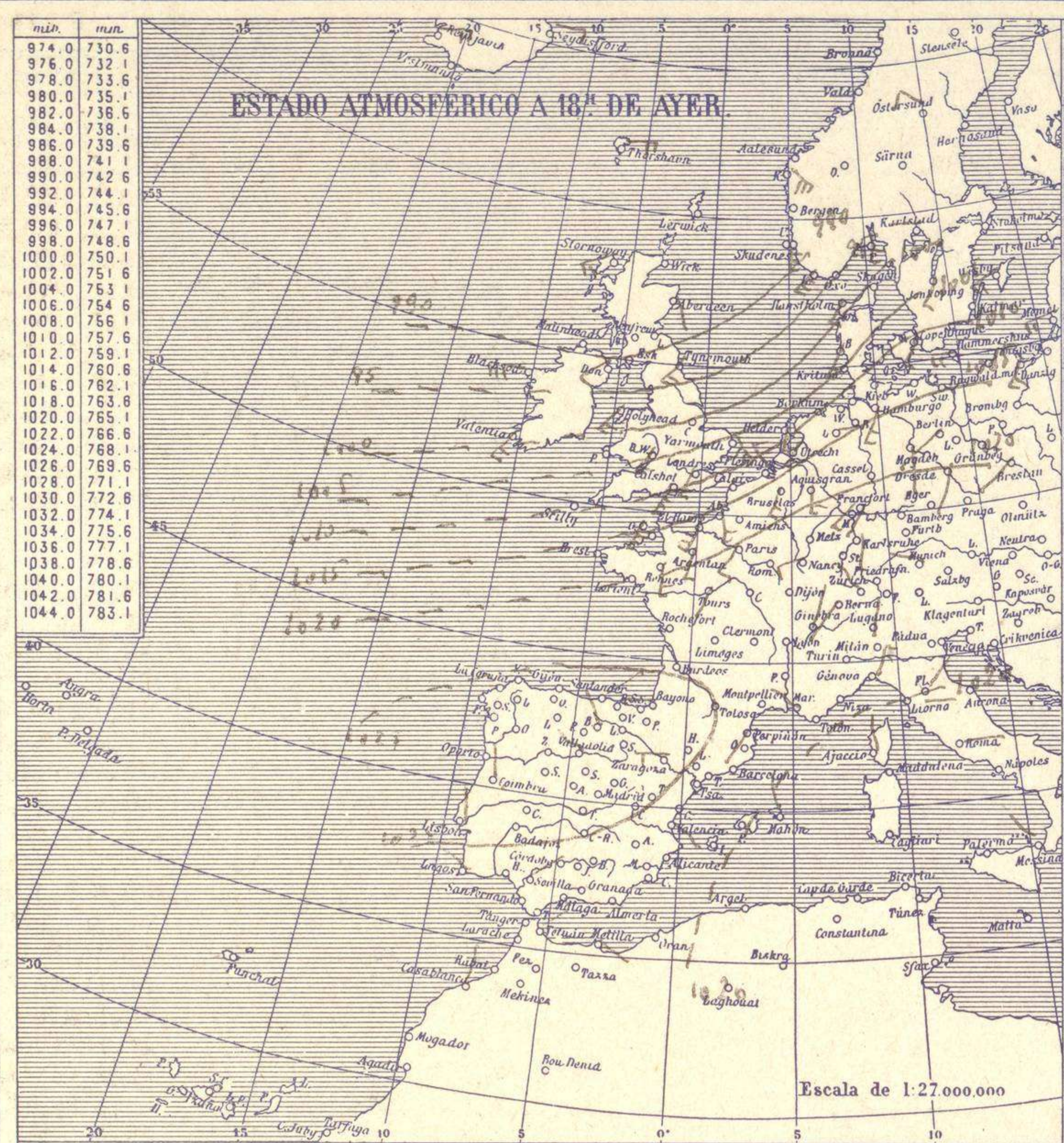


# SERVICIO METEOROLÓGICO ESPAÑOL.

Boletín del Viernes 13 de Enero de 1928.

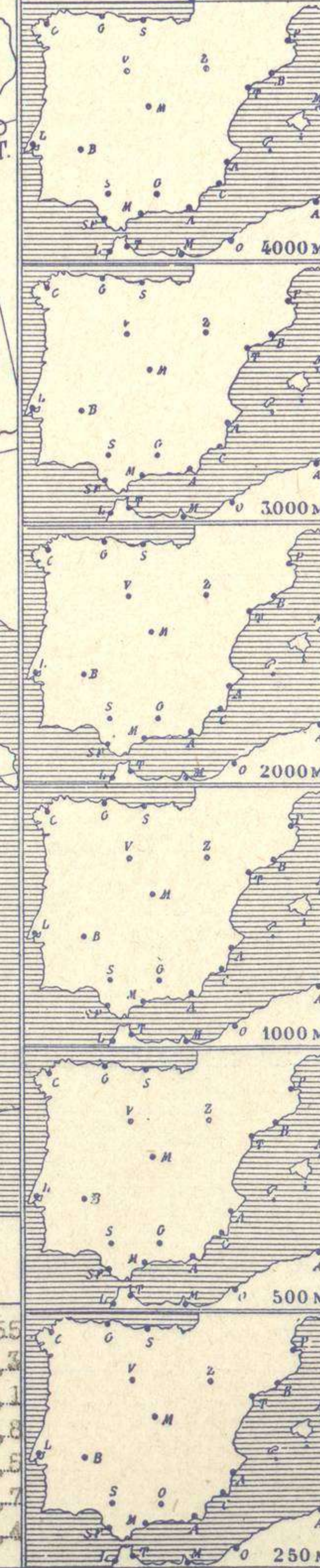
AÑO XXXVI

Núm. 13



| Estaciones    | Temperaturas |        | Lluvia |
|---------------|--------------|--------|--------|
|               | Máx.         | Mínim. |        |
| La Coruña     |              |        | ip     |
| Santiago      | 13           | 7      | ip     |
| Pontevedra    |              |        |        |
| Lugo          |              |        |        |
| Orense        | 11           | 2      |        |
| Gijón         | 13           |        |        |
| Oviedo        |              |        | 4      |
| Santander     |              |        |        |
| Bilbao        |              |        | 5      |
| San Sebastian |              |        | 4 2    |
| León          | 2            | -2     |        |
| Zamora        | 5            | 2      |        |
| Palencia      | 3            | 2      |        |
| Burgos        | 5            | 2      |        |
| Soria         | 7            | 1      |        |
| Valladolid    | 8            | 1      |        |
| Salamanca     | 5            | 2      |        |
| Ávila         | 3            | 4      |        |
| Segovia       | 5            | 2      |        |
| Madrid        | 7            | -1     |        |
| Toledo        | 9            | -2     | 1      |
| Guadalajara   | 11           | -1     |        |
| Cuenca        | 9            | -4     |        |
| Ciudad-Real   | 9            | -5     |        |
| Albacete      | 7            | -4     |        |
| Cáceres       | 4            | 1      |        |
| Badajoz       | 9            | -2     | 2      |
| Vitoria       | 12           | -2     |        |
| Logroño       | 12           |        |        |
| Pamplona      | 9            |        |        |
| Huesca        | 7            | -2     | 3      |
| Zaragoza      | 11           |        |        |
| Lérida        |              |        |        |
| Gerona        | 15           | -1     |        |
| Barcelona     |              |        |        |
| Tarragona     |              |        |        |
| Tortosa       | 13           | 3      |        |
| Teruel        | 7            | -4     |        |
| Castellón     | 15           | 4      |        |
| Valencia      | 16           |        |        |
| Alicante      | 17           |        |        |
| Murcia        | 14           | -1     |        |
| Sevilla       | 11           |        |        |
| Córdoba       | 12           | -2     |        |
| Jaén          | 8            | -2     |        |
| Baeza         | 9            |        |        |
| Granada       |              | -1     |        |
| Huelva        | 14           |        |        |
| San Fernando  |              |        |        |
| Tarifa        | 13           | 3      |        |
| Algeciras     |              |        |        |
| Málaga        |              |        |        |
| Almería       | 16           |        |        |
| Palma         |              | 7      |        |
| Ibiza         |              |        |        |
| Mahón         | 14           |        |        |
| Las Palmas    |              |        |        |
| St Cruz de T. |              |        |        |
| Laguna        |              |        |        |
| Izaña         |              |        |        |
| Tetuán        |              |        |        |
| Melilla       |              |        |        |
| Tánger        |              |        |        |

### Observaciones aerológicas

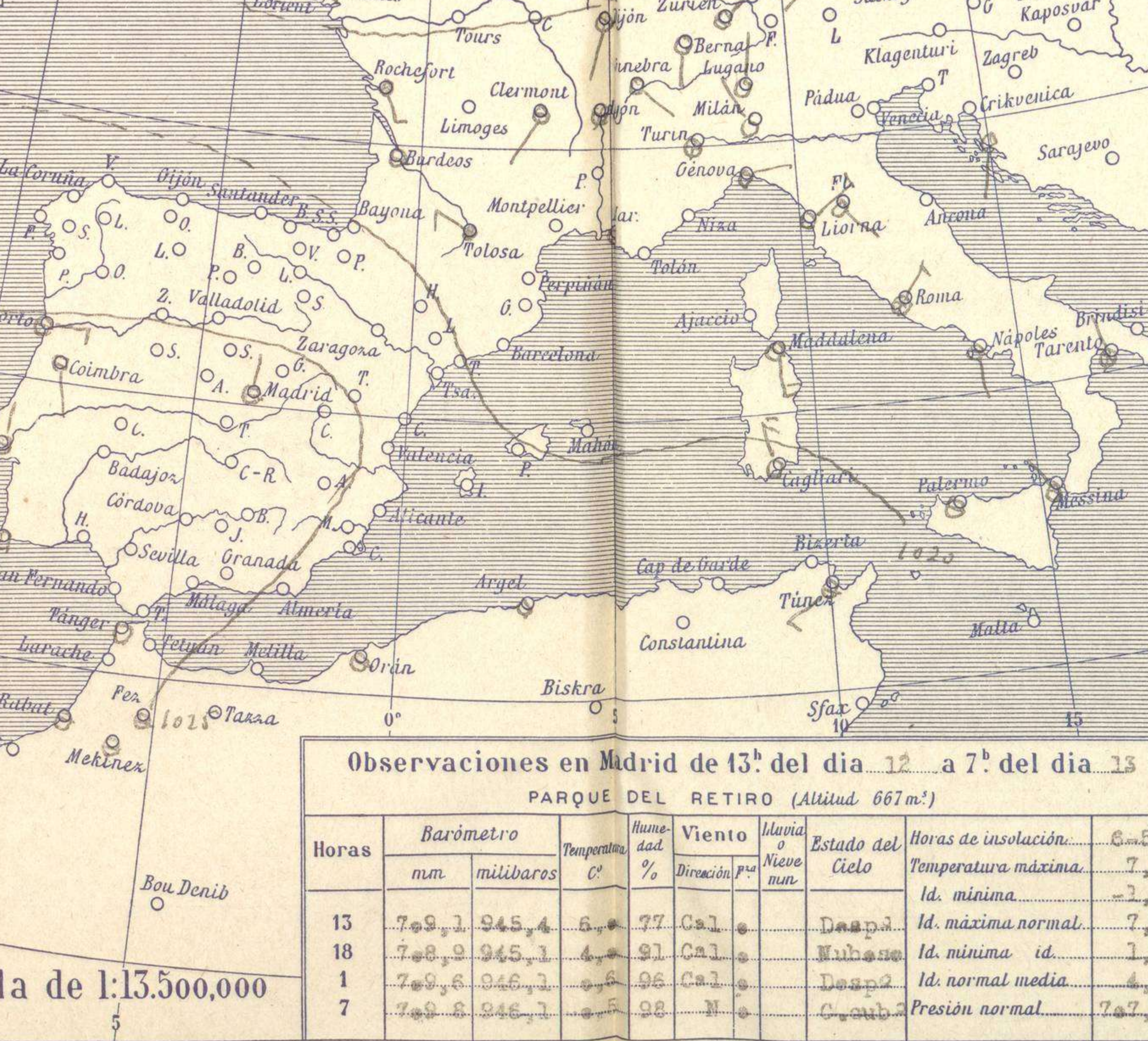
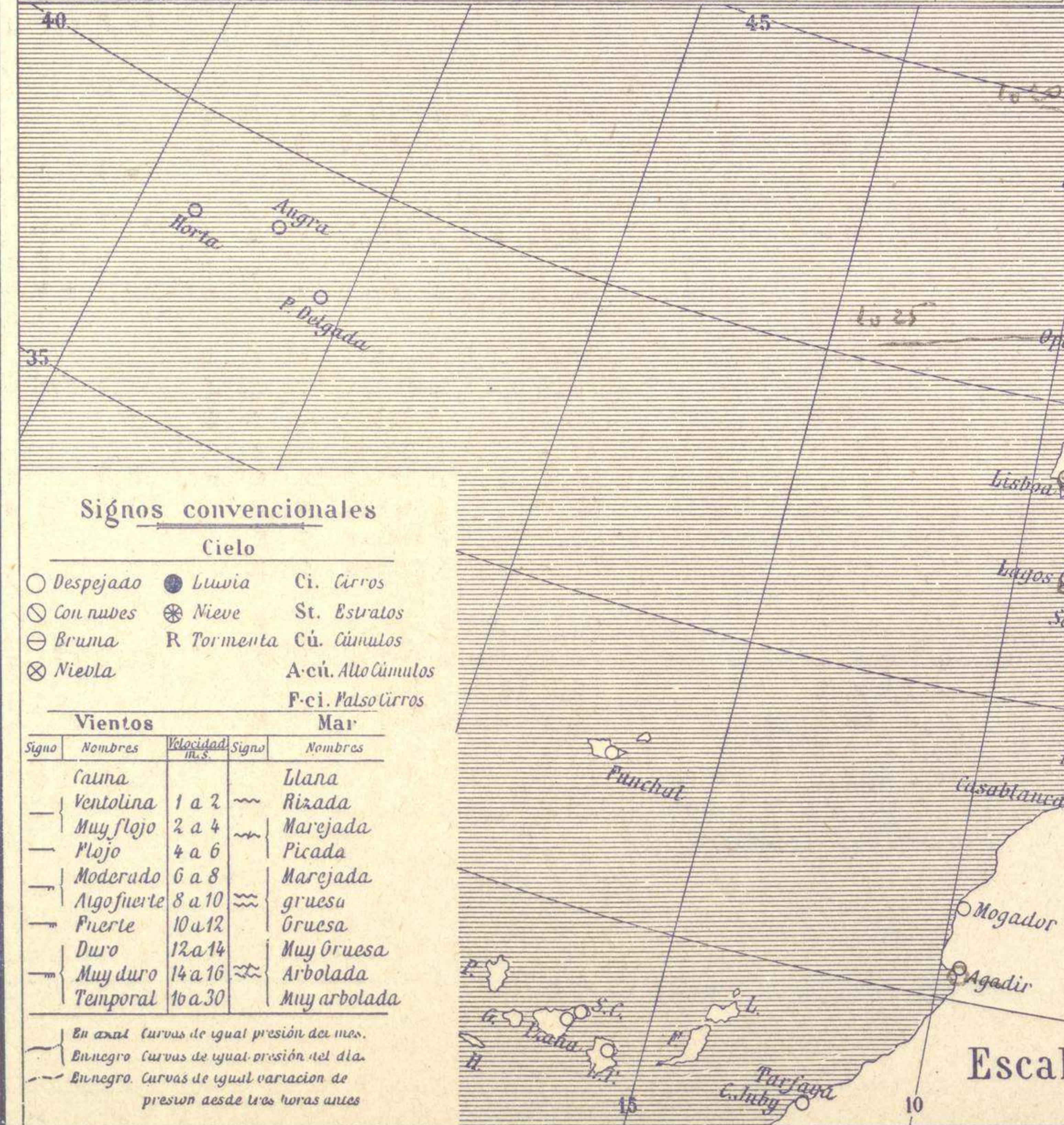


### Estado General

Una importante barranca pesa por el Norte de Escocia y su influjo llega a las comarcas septentrionales de Francia. En España el tiempo es generalmente buena, si bien el cielo está con bastantes nubes.

### Tiempo probable

- EN LAS REGIONES.
- I Vientos moderados del Oeste y algunas lluvias.
  - II
  - III
  - IV
  - V
  - VI
  - VII Vientos flojes de dirección variable y buen tiempo, frío.
  - VIII
  - IX
  - X
  - XI
  - XII



### Observaciones en Madrid de 13h del día 12 a 7h del día 13

PARQUE DEL RETIRO (Altitud 667m<sup>2</sup>)

| Horas | Barómetro |          | Temperatura | Humedad | Viento | Lluvia | Estado del Cielo | Horas de insolación |
|-------|-----------|----------|-------------|---------|--------|--------|------------------|---------------------|
|       | mm        | milibars |             |         |        |        |                  |                     |
| 13    | 769.2     | 945.4    | 6.5         | 77      | Cal    |        | Desp.            | 8.55                |
| 18    | 768.9     | 945.1    | 4.5         | 81      | Cal    |        | Hube             | 7.3                 |
| 1     | 769.6     | 946.2    | 6.5         | 96      | Cal    |        | Desp.            | 1.1                 |
| 7     | 769.8     | 946.2    | 6.5         | 98      | N      |        | Cal              | 1.5                 |

#### Signos convencionales

| Cielo |           |   |                        |
|-------|-----------|---|------------------------|
| ○     | Despejado | ● | Lluvia                 |
| ○     | Con nubes | ⊙ | Nieve                  |
| ⊖     | Bruma     | R | Tormenta               |
| ⊗     | Niebla    | △ | Alto Cúmulos           |
|       |           | P | P. ci. P. Alto Cúmulos |

| Vientos |             |         |       |                 |
|---------|-------------|---------|-------|-----------------|
| Signo   | Nombres     | Altitud | Signo |                 |
| —       | Calma       | 1 a 2   | —     | lana            |
| —       | Muy flojo   | 2 a 4   | —     | Marejada        |
| —       | Flojo       | 4 a 6   | —     | Picada          |
| —       | Moderado    | 6 a 8   | —     | Marejada gruesa |
| —       | Algo fuerte | 8 a 10  | —     | gruesa          |
| —       | Fuerte      | 10 a 12 | —     | gruesa          |
| —       | Duro        | 12 a 14 | —     | Muy gruesa      |
| —       | Muy duro    | 14 a 16 | —     | Arbolada        |
| —       | Temporal    | 16 a 20 | —     | Muy arbolada    |

En azul Curvas de igual presión del mar.  
En negro Curvas de igual presión del día.  
En negro Curvas de igual variación de presión desde tres horas antes.

Escala de 1:13.500.000



# OBSERVACIONES DE ESPAÑA

| ESTACIONES                    | PRESIÓN MILIBARES               |             |           | VIENTO | TEMPE-<br>RATU-<br>RA | TIEMPO | NUBES | MAR       | VISIBILIDAD | DIRECCIÓN Y FUERZA DEL VIENTO Á |                                 |          |        |     |     |      |      |      |      |      |
|-------------------------------|---------------------------------|-------------|-----------|--------|-----------------------|--------|-------|-----------|-------------|---------------------------------|---------------------------------|----------|--------|-----|-----|------|------|------|------|------|
|                               | á O°                            | N. M. G. N. | VARIACIÓN |        |                       |        |       |           |             | C.                              | D. y F.                         | PRESENTE | PASADO | 250 | 500 | 1000 | 2000 | 3000 | 4000 | 5000 |
|                               | OBSERVACIONES Á 7 <sup>h</sup>  |             |           |        |                       |        |       |           |             |                                 | OBSERVACIONES Á 7 <sup>h</sup>  |          |        |     |     |      |      |      |      |      |
| La Coruña                     | 22,6                            |             | 0,5       | 6      | S-1                   | 11     | N N   | Nb        |             |                                 |                                 |          |        |     |     |      |      |      |      |      |
| Gijón                         | 21,7                            |             | 1,0       | 5      | WSW-3                 | 8      | LL N  | Nb        |             |                                 |                                 |          |        |     |     |      |      |      |      |      |
| Santander                     |                                 |             |           |        |                       |        |       |           |             |                                 |                                 |          |        |     |     |      |      |      |      |      |
| Valladolid                    | 27,8                            |             | 0,5       | 3      | SSE-1                 | 1      | N N   | St        |             |                                 |                                 |          |        |     |     |      |      |      |      |      |
| Zaragoza                      | ?                               |             | 0,5       | 1      | Cal-0                 | 0      | NR NB | St        |             |                                 |                                 |          |        |     |     |      |      |      |      |      |
| Barcelona                     | 25,0                            |             | 0,0       | 0      | Cal-0                 | 10     | N N   | Cu-nb     |             |                                 |                                 |          |        |     |     |      |      |      |      |      |
| Tortosa                       | 24,6                            |             | 1,0       | 3      | N-4                   | 5      | D D   |           |             |                                 |                                 |          |        |     |     |      |      |      |      |      |
| Mahón                         |                                 |             |           |        |                       |        |       |           |             |                                 |                                 |          |        |     |     |      |      |      |      |      |
| Madrid                        | 27,8                            |             | 0,5       | 3      | N-0                   | -1     | N N   | A-cu      |             |                                 |                                 |          |        |     |     |      |      |      |      |      |
| Badajóz                       | 27,4                            |             | 0,5       | 3      | E-0                   | 1      | NR LL | St        |             |                                 |                                 |          |        |     |     |      |      |      |      |      |
| Alicante                      | 25,6?                           |             | 0,5       | 3      | W-2                   | ?      | N     | St-cu, Cu |             |                                 |                                 |          |        |     |     |      |      |      |      |      |
| Granada                       | 26,9                            |             |           |        | SE-1                  | 2      | D     |           |             |                                 |                                 |          |        |     |     |      |      |      |      |      |
| Sevilla                       |                                 |             |           |        |                       |        |       |           |             |                                 |                                 |          |        |     |     |      |      |      |      |      |
| Almería                       |                                 |             |           |        |                       |        |       |           |             |                                 |                                 |          |        |     |     |      |      |      |      |      |
| Málaga                        | 24,1                            |             | 0,0       | 0      | Cal-0                 | 9      | D D   |           |             |                                 |                                 |          |        |     |     |      |      |      |      |      |
| S. Fernando                   | 25,4                            |             | 0,0       | 0      | Cal-0                 | 6      | N N   | Ci-st, Ci |             |                                 |                                 |          |        |     |     |      |      |      |      |      |
| Melilla                       | 24,5                            |             | 0,0       | 0      | W-2                   | 10     | D D   | St-cu     |             |                                 |                                 |          |        |     |     |      |      |      |      |      |
| Tetuán                        |                                 |             |           |        |                       |        |       |           |             |                                 |                                 |          |        |     |     |      |      |      |      |      |
| S <sup>o</sup> C. de Tenerife |                                 |             |           |        |                       |        |       |           |             |                                 |                                 |          |        |     |     |      |      |      |      |      |
| Izaña                         |                                 |             |           |        |                       |        |       |           |             |                                 |                                 |          |        |     |     |      |      |      |      |      |
|                               | OBSERVACIONES Á 18 <sup>h</sup> |             |           |        |                       |        |       |           |             |                                 | OBSERVACIONES Á 18 <sup>h</sup> |          |        |     |     |      |      |      |      |      |
| La Coruña                     | 25,1                            |             | 0,5       | 3      | Cal-0                 | 11     | N     | St-cu     |             |                                 |                                 |          |        |     |     |      |      |      |      |      |
| Gijón                         | 23,9                            |             | 0,5       | 8      | Cal-0                 | 10     | EB    |           |             |                                 |                                 |          |        |     |     |      |      |      |      |      |
| Santander                     | 24,7                            |             | 0,5       | 1      | NE-1                  | 10     | D     | St        |             |                                 |                                 |          |        |     |     |      |      |      |      |      |
| Valladolid                    | 28,1                            |             | 0,5       | 3      | WNW-1                 | 4      | D     | Fr-cu     |             |                                 |                                 |          |        |     |     |      |      |      |      |      |
| Zaragoza                      | ?                               |             | 1,0       | 3      | W-3                   | 7      | D     |           |             |                                 |                                 |          |        |     |     |      |      |      |      |      |
| Barcelona                     | 21,4                            |             | 1,0       | 0      | Cal-0                 | 10     | D     |           |             |                                 |                                 |          |        |     |     |      |      |      |      |      |
| Tortosa                       |                                 |             |           |        |                       |        |       |           |             |                                 |                                 |          |        |     |     |      |      |      |      |      |
| Mahón                         | 19,9                            |             | 0,5       | 0      | ENE-2                 | 12     | N     | Nb, St-cu |             |                                 |                                 |          |        |     |     |      |      |      |      |      |
| Madrid                        | 25,0                            |             | 0,5       | 3      | Cal-0                 | 4      | D     | Ci        |             |                                 |                                 |          |        |     |     |      |      |      |      |      |
| Badajóz                       | 25,8                            |             | 0,0       | 0      | Cal-0                 | 7      | D     | Ci        |             |                                 |                                 |          |        |     |     |      |      |      |      |      |
| Alicante                      | 22,6                            |             | 0,5       | 0      | Cal-0                 | 10     | D     | St-cu     |             |                                 |                                 |          |        |     |     |      |      |      |      |      |
| Granada                       | 25,9                            |             | 0,0       | 0      | NW-2                  | 2      | N     |           |             |                                 |                                 |          |        |     |     |      |      |      |      |      |
| Sevilla                       | 24,1                            |             | 0,5       | 0      | NE-1                  | 11     | D     |           |             |                                 |                                 |          |        |     |     |      |      |      |      |      |
| Almería                       | 22,8                            |             | 0,5       | 1      | Cal-0                 | 13     | N     | Cu-nb     |             |                                 |                                 |          |        |     |     |      |      |      |      |      |
| Málaga                        | 22,3                            |             | 0,5       | 0      | Cal-0                 | 13     | D     |           |             |                                 |                                 |          |        |     |     |      |      |      |      |      |
| S. Fernando                   | 23,8                            |             | 0,0       | 0      | Cal-0                 | 12     | D     |           |             |                                 |                                 |          |        |     |     |      |      |      |      |      |
| Melilla                       | 23,1                            |             | 1,0       | 3      | ESE-1                 | 14     | D     | Ci-cu, Ci |             |                                 |                                 |          |        |     |     |      |      |      |      |      |
| Tetuán                        | 21,7                            |             | 0,5       | 1      | NE-1                  | 13     | N     | A-st      |             |                                 |                                 |          |        |     |     |      |      |      |      |      |
| S <sup>o</sup> C. de Tenerife |                                 |             |           |        |                       |        |       |           |             |                                 |                                 |          |        |     |     |      |      |      |      |      |
| Izaña                         | 22,6                            |             | 0,0       | 0      | ESE-1                 | 10     | D     |           |             |                                 |                                 |          |        |     |     |      |      |      |      |      |

| ESTACIONES    | PRESIÓN MILIBARES              |             |           | VIENTO | TEMPE-<br>RATU-<br>RA | TIEMPO | PRESIÓN MILIBARES | VIENTO                    | ESTACIONES | PRESIÓN MILIBARES |         |      | VIENTO | TEMPE-<br>RATU-<br>RA | TIEMPO                         | PRESIÓN MILIBARES | VIENTO |             |               |      |         |                           |             |           |       |         |       |       |  |
|---------------|--------------------------------|-------------|-----------|--------|-----------------------|--------|-------------------|---------------------------|------------|-------------------|---------|------|--------|-----------------------|--------------------------------|-------------------|--------|-------------|---------------|------|---------|---------------------------|-------------|-----------|-------|---------|-------|-------|--|
|               | á O°                           | N. M. G. N. | VARIACIÓN |        |                       |        |                   |                           |            | C.                | D. y F. | á O° |        |                       |                                |                   |        | N. M. G. N. | VARIACIÓN     | C.   | D. y F. | á O°                      | N. M. G. N. | VARIACIÓN | C.    | D. y F. |       |       |  |
|               | OBSERVACIONES Á 8 <sup>h</sup> |             |           |        |                       |        |                   | OBSERV. Á 18 <sup>h</sup> |            |                   |         |      |        |                       | OBSERVACIONES Á 8 <sup>h</sup> |                   |        |             |               |      |         | OBSERV. Á 18 <sup>h</sup> |             |           |       |         |       |       |  |
| Vares         | 17,5                           |             | 1,0       | 6      | SW-6                  | 11     | N N               |                           | Cáceres    | 27,1              |         | 0,0  | 0      | Cal-0                 | 2                              | NR NB             | 26,2   | N-1         | Vitoria       | 26,1 |         | 0,0                       | 0           | E-1       | 0     | NR NB   | 25,0  | ENE-0 |  |
| Finisterre    | 23,0                           |             | 0,5       | 6      | W-4                   | 12     | EB LL             |                           | Logroño    | 25,7              |         | ?    | ?      | N-1                   | 3                              | D N               | 25,4   | W-0         | Santiago      | 24,2 |         | 0,0                       | 0           | S-1       | 9     | NR N    |       |       |  |
| Santiago      |                                |             |           |        |                       |        |                   |                           | Pamplona   | 26,7              |         | 0,5  | 0      | Cal-0                 | 0                              | N N               | 23,8   | NW-2        | Pontevedra    |      |         |                           |             |           |       |         |       |       |  |
| Pontevedra    |                                |             |           |        |                       |        |                   |                           | Huesca     | 28,5              |         | 0,0  | 0      | SW-1                  | 0                              | NR NB             | 26,5   | Cal-0       | Lugo          |      |         |                           |             |           |       |         |       |       |  |
| Lugo          |                                |             |           |        |                       |        |                   |                           | Lérida     |                   |         |      |        |                       |                                |                   |        |             | Orense        |      |         |                           |             |           |       |         |       |       |  |
| Orense        |                                |             |           |        |                       |        |                   |                           | Gerona     | 21,3              |         | 0,0  | 0      | SE-1                  | 1                              | NR NB             |        |             | Oviedo        | 22,6 |         | 0,5                       | 5           | SW-1      | 6     | N N     | 22,6  | E-0   |  |
| Oviedo        |                                |             |           |        |                       |        |                   |                           | Tarragona  | 22,9              |         | ?    | ?      | N-1                   | 5                              | D D               | 21,4   | N-1         | Bilbao        | 20,6 |         | 0,5                       | 3           | SE-4      | 6     | N N     |       |       |  |
| Bilbao        |                                |             |           |        |                       |        |                   |                           | Teruel     | 26,5              |         | 0,0  | 0      | Cal-0                 | -2                             | NR D              | 23,3   | N-1         | San Sebastián | 23,8 |         | 0,3                       | 8           | SE-1      | 7     | N       | 25,0  | SE-1  |  |
| San Sebastián |                                |             |           |        |                       |        |                   |                           | Castellón  | 24,3              |         | 0,0  | 0      | W-1                   | 6                              | D D               |        |             | León          | 29,3 |         | ?                         | ?           | W-1       | -1    | NR NB   |       |       |  |
| León          |                                |             |           |        |                       |        |                   |                           | Valencia   |                   |         |      |        |                       |                                |                   |        | Zamora      | 27,0          |      | 0,0     | 0                         | E-0         | 3         | NR N  | 26,9    | N-0   |       |  |
| Zamora        |                                |             |           |        |                       |        |                   |                           | Murcia     | 25,7              |         | ?    | ?      | W-3                   | 0                              | D ?               | 22,2   | E-1         | Palencia      | 28,5 |         | 0,0                       | 0           | S-0       | 0     | NR NB   | 27,3  | E-0   |  |
| Palencia      |                                |             |           |        |                       |        |                   |                           | Córdoba    |                   |         |      |        |                       |                                |                   |        | Burgos      |               |      |         |                           |             |           |       |         |       |       |  |
| Burgos        |                                |             |           |        |                       |        |                   |                           | Jaén       | 26,3              |         |      |        | NW-2                  | 4                              | D D               |        |             | Soria         | 28,6 |         | 0,0                       | 0           | SW-0      | -2    | N N     | 24,7  | SW-1  |  |
| Soria         |                                |             |           |        |                       |        |                   |                           | Baeza      | 27,0              |         | 0,0  | 0      | NE-1                  | 4                              | D D               |        |             | Salamanca     | 27,5 |         | 0,5                       | 4           | ESE-0     | -1    | NR NB   | 25,7  | E-0   |  |
| Salamanca     |                                |             |           |        |                       |        |                   |                           | Huelva     | 25,8              |         |      |        | NW-1                  | 5                              | D D               |        |             | Avila         | 29,3 |         | ?                         | ?           | SSE-1     | -3    | NR ?    | 27,3  | NEE-0 |  |
| Avila         |                                |             |           |        |                       |        |                   |                           | Tarifa     | 23,0              |         | 1,1  | 4      | N-2                   | 11                             | NR                | 20,7   | NW-1        | Segovia       | 28,1 |         | 1,0                       | 0           | W-1       | -1    | N N     | 26,7  | W-1   |  |
| Segovia       |                                |             |           |        |                       |        |                   |                           | Algeciras  |                   |         |      |        |                       |                                |                   |        | Toledo      | 28,3          |      | 1,0     | 0                         | E-1         | -1        | NR NR |         |       |       |  |
| Toledo        |                                |             |           |        |                       |        |                   |                           | Tánger     |                   |         |      |        |                       |                                |                   |        | Guadalajara | 26,9          |      | 0,0     | 0                         | E-0         | -1        | N N   | 23,4    | S-0   |       |  |
| Guadalajara   |                                |             |           |        |                       |        |                   |                           | Palma      | 27,0              |         | 1,0  | 1      | N-0                   | 4                              | D D               | 25,1   | N-0         | Cuenca        | 25,7 |         | 0,0                       | 0           | Cal-0     | -2    | N N     | 19,9  | Cal-0 |  |
| Cuenca        |                                |             |           |        |                       |        |                   |                           | Las Palmas |                   |         |      |        |                       |                                |                   |        | Ciudad Real | 24,6          |      | 0,0     | 0                         | Cal-0       | -2        | NR D  | 23,1    | Cal-0 |       |  |
| Ciudad Real   |                                |             |           |        |                       |        |                   |                           | Laguna     |                   |         |      |        |                       |                                |                   |        | Albacete    | 28,2          |      | 1,0     | 0                         | Cal-0       | -3        | NR N  |         |       |       |  |

NOTICIAS

Expresado en medias horas antes observación.  
 D Despejado ó semidespejado - N Nuboso ó cubierto - NB Niebla ó bruma - A Aguaceros - LL Lloviznas - LL Lluvias - G Granizo (sin truenos) - An Aguanieve - nv Nieve - T Tormenta.  
 D Despejado ó semidespejado - N Nuboso - NC Cubierto constantemente - NB Niebla ó bruma - A Aguaceros - LL Lloviznas - nv Nieve ó aguanieve - G Granizo (sin truenos) - T Tormenta.  
 Sobre el nivel del mar.