

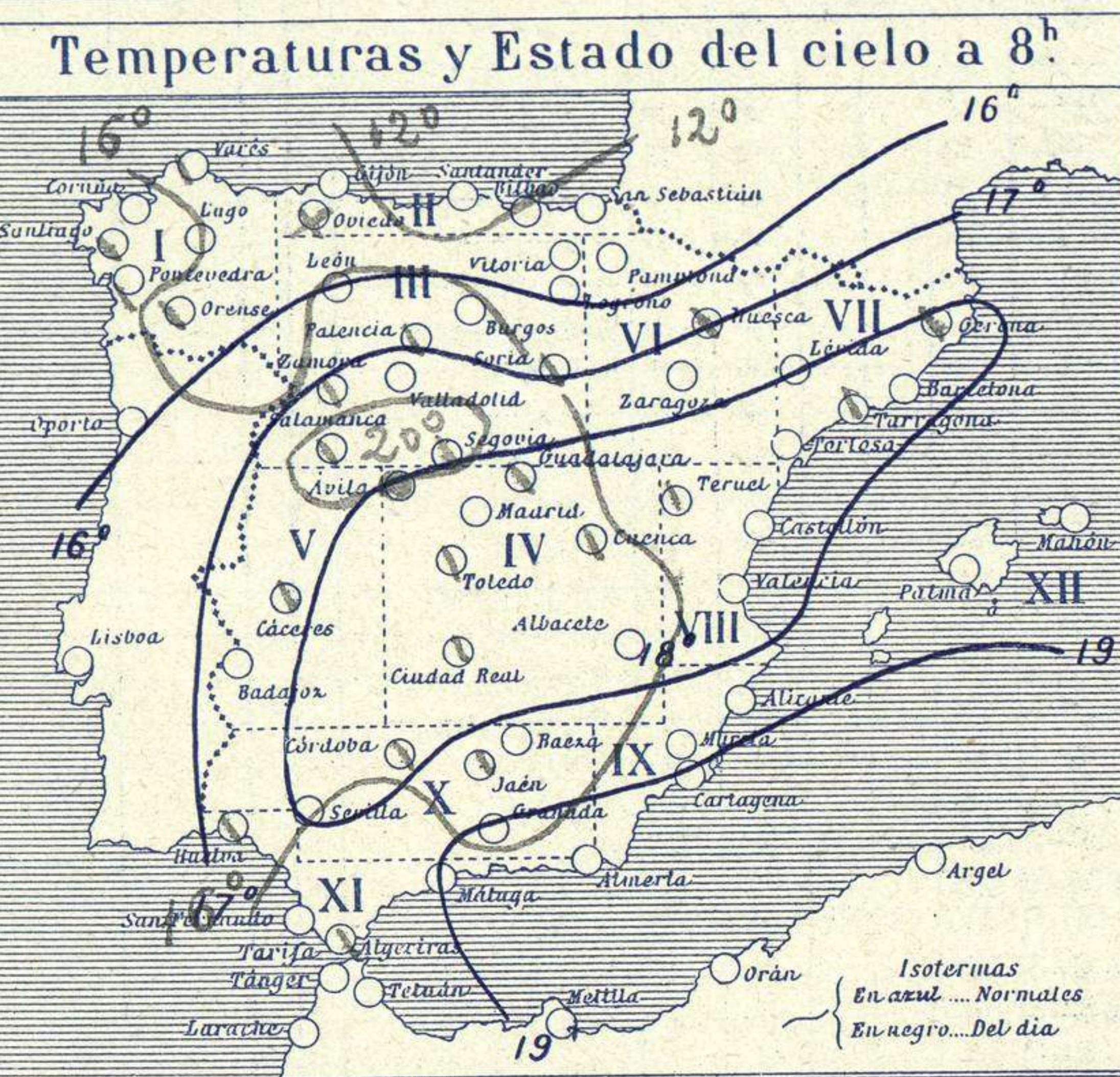
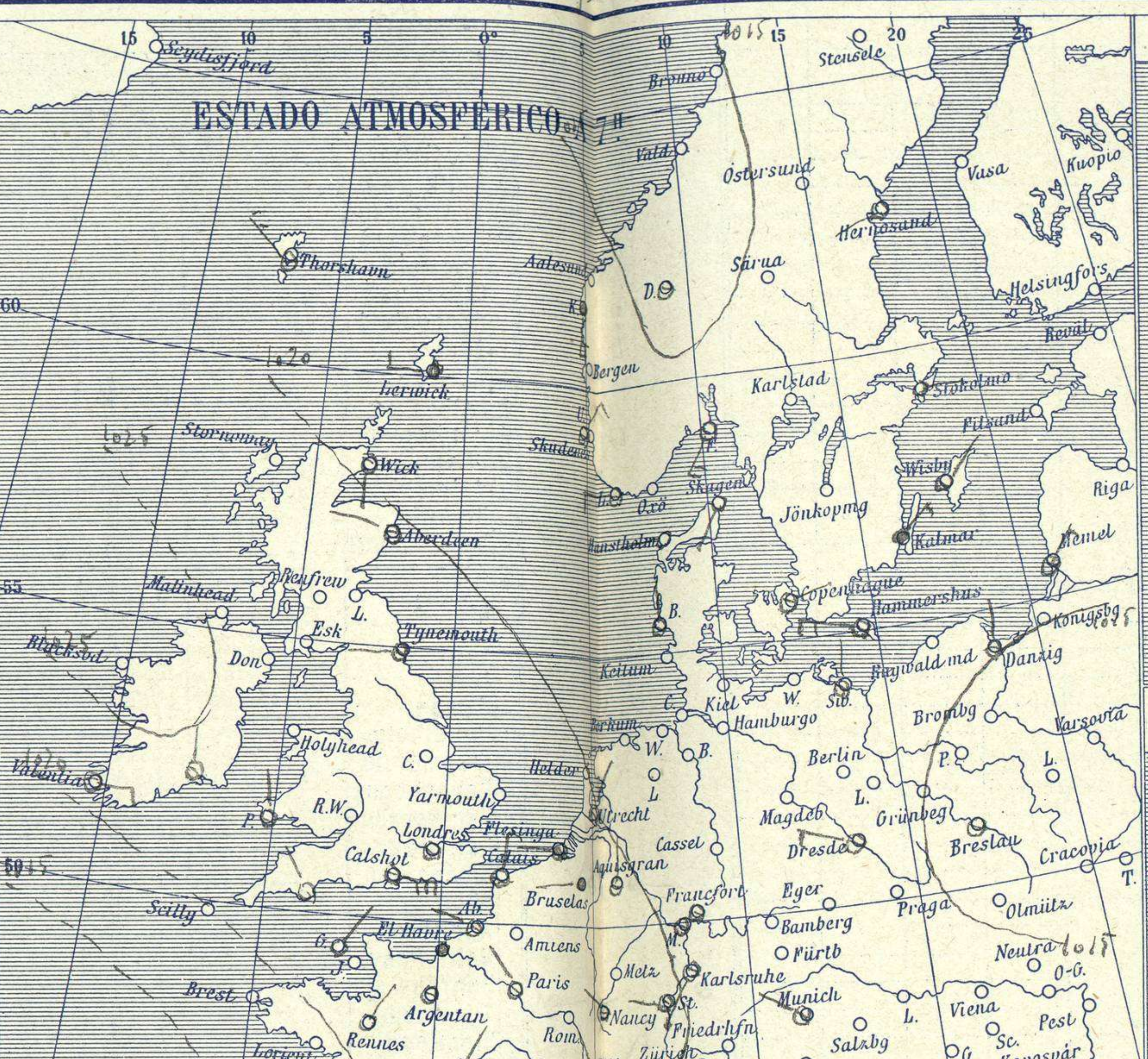
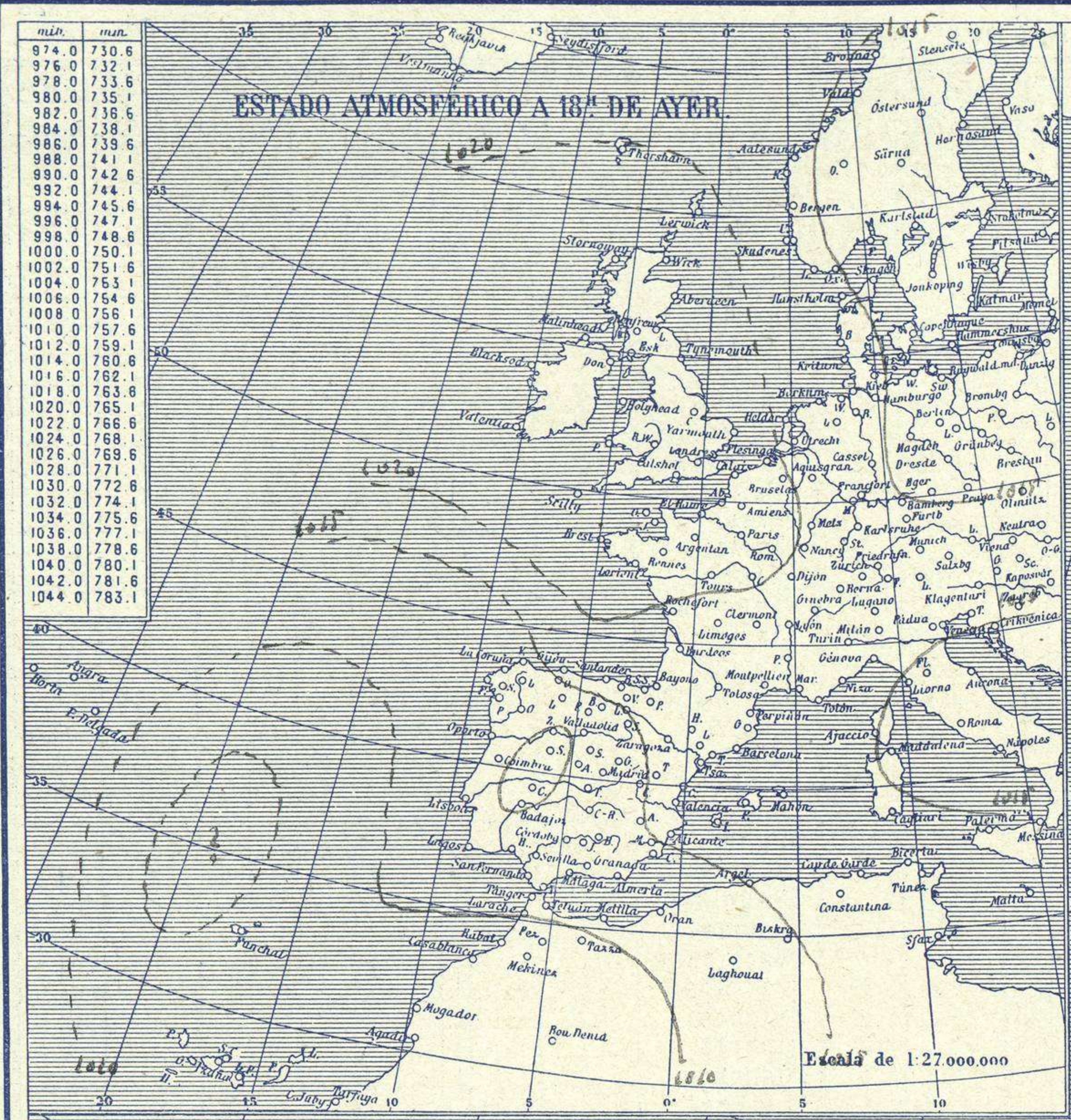


SERVICIO METEOROLÓGICO ESPAÑOL.

Boletín del *Domingo 13* de *Mayo* de 1928.

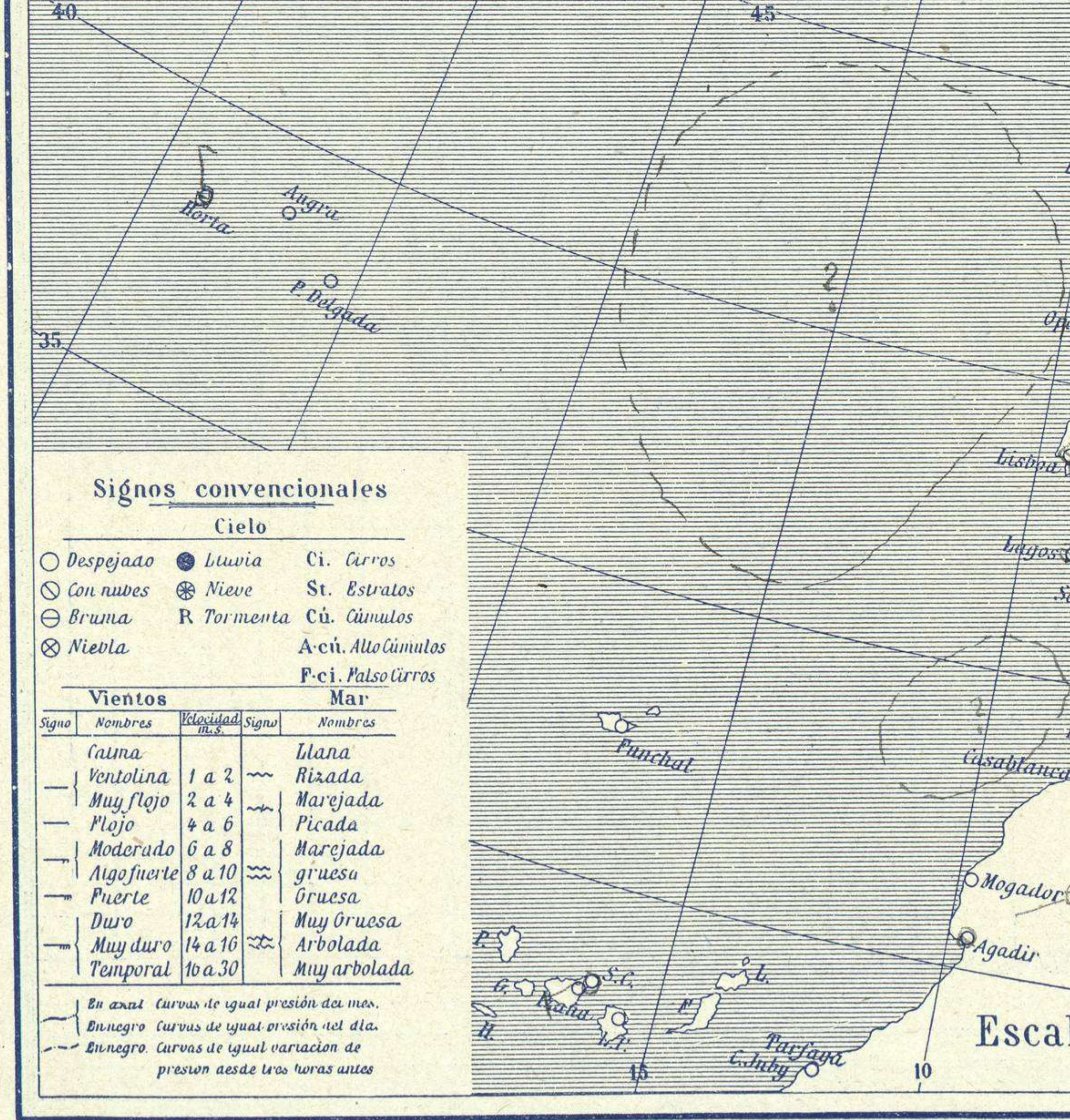
AÑO XXXVI

Núm. 133



Temperaturas extrema y Lluvia

| Estaciones | Temperaturas | | Lluvia |
|----------------|--------------|--------|--------|
| | Max. | Minim. | |
| La Coruña | 23 | 11 | |
| Santiago | 23 | 11 | |
| Pontevedra | | | |
| Lugo | | | |
| Orense | 27 | 10 | |
| Gijón | | | |
| Oviedo | 17 | 9 | |
| Santander | | | |
| Bilbao | | | |
| San Sebastian | 18 | 6 | |
| León | 20 | 8 | |
| Zamora | 20 | 7 | |
| Palencia | 19 | 11 | |
| Burgos | 19 | 7 | |
| Soria | 19 | 7 | |
| Valladolid | 22 | 10 | |
| Salamanca | 22 | 12 | |
| Ávila | 18 | 10 | 3 |
| Segovia | 19 | 10 | |
| Madrid | 21 | 12 | |
| Toledo | 23 | 12 | |
| Guadalajara | 21 | 10 | |
| Cuenca | 21 | 10 | |
| Ciudad-Real | 20 | 10 | |
| Albacete | 17 | 7 | |
| Cáceres | 23 | 13 | |
| Badajoz | 25 | 14 | |
| Vitoria | 20 | 5 | |
| Logroño | 17 | 6 | |
| Pamplona | 20 | 10 | |
| Huesca | 20 | 9 | |
| Zaragoza | 20 | 9 | |
| Lérida | | | |
| Gerona | 20 | 8 | |
| Barcelona | | | |
| Tarragona | 19 | 6 | |
| Tortosa | | | |
| Teruel | 16 | 7 | |
| Castellón | 19 | 11 | |
| Valencia | | | |
| Alicante | 19 | 10 | |
| Murcia | 22 | 11 | |
| Sevilla | 20 | 9 | |
| Córdoba | 27 | 13 | |
| Baeza | 25 | 10 | |
| Granada | 24 | 10 | |
| Huelva | 25 | 14 | |
| San Fernando | | | |
| Tarifa | | | |
| Algeciras | | | |
| Málaga | | | |
| Almería | 25 | 16 | |
| Palma | | | |
| Ibiza | | | |
| Las Palmas | | | |
| St. Cruz de T. | | | |
| Laguna | | | |
| Izaña | | | |
| Tetuán | 20 | 12 | |
| Melilla | | | |
| Tánger | | | |



Estado General

La perturbación atmosférica del Atlántico está más próxima a la península Ibérica y causa bastante nubosidad en el Sur de España, en el Centro y en Portugal. Las presiones altas residen al oeste de las Islas Británicas.

Tiempo probable

EN LAS REGIONES:

I
 II
 III
 IV
 V
 VI No se hace predicción.
 VII
 VIII
 IX
 X
 XI
 XII

Observaciones en Madrid de 13^h del día 12 a 7^h del día 13.

PARQUE DEL RETIRO (Altitud 667 m.)

| Horas | Barómetro | | Temperatura | Humedad | Viento | Estado del Cielo | Horas de insolación |
|-------|-----------|------------|-------------|---------|---------------|-----------------------|-------------------------|
| | mm | milímetros | | | | | |
| 13 | 764.5 | 939.3 | 18.6 | 56 | Cal. e. e. e. | Nub. e. e. | 9-15 |
| 18 | 763.2 | 937.5 | 18.6 | 57 | Cal. e. e. e. | Id. | Temperatura máxima 21.3 |
| 1 | 764.1 | 938.7 | 14.2 | 80 | SE-1 e. e. e. | Id. mínima id. | Id. mínima normal 21.2 |
| 7 | 764.3 | 939.8 | 15.7 | 83 | E-1 e. e. e. | Id. normal media 16.1 | Presión normal 764.4 |

Signos convencionales

Cielo

○ Despejado ● Lluvia Ci. Cirros
 ⊙ Con nubes ⊕ Nieve St. Estratos
 ⊖ Bruma R Tormenta Cú. Cúmulos
 ⊗ Niebla A-cú. Alto Cúmulos
 F-ci. Pseudo cirros

Vientos

| Signo | Nombres | Velocidad | Signo | Nombres |
|-------|-------------|-----------|-------|-----------------|
| — | Tranquila | 0 | — | Llana |
| — | Ventolina | 1 a 2 | — | Rizada |
| — | Muy flojo | 2 a 4 | — | Marejada |
| — | Flojo | 4 a 6 | — | Picada |
| — | Moderado | 6 a 8 | — | Marejada gruesa |
| — | Algo fuerte | 8 a 10 | — | Gruesa |
| — | Fuerte | 10 a 12 | — | Muy gruesa |
| — | Duro | 12 a 14 | — | Arbolada |
| — | Muy duro | 14 a 16 | — | Muy arbolada |
| — | Temporal | 16 a 30 | | |

Mar

— En azul Curvas de igual presión del día.
 — En negro Curvas de igual presión del día.
 — En negro Curvas de igual variación de presión desde tres horas antes.

Escala de 1:13.500,000

OBSERVACIONES DE ESPAÑA

| ESTACIONES | PRESIÓN MILIBARES | | | VIENTO | TEMPE- RATU- RA | COMEN- ZANZA LUBIA | HUMEDAD % | TIEMPO | | NUBES | MAR | DIRECCIÓN Y FUERZA DEL VIENTO Á | | | | | | | | |
|-------------------|-------------------|-----------|----|---------------------------------|-----------------------|--------------------------|--------------|---------|----|--------------|-----|---------------------------------|-----------------|-----|-----|------|------|------|------|------|
| | á O° | | C. | | | | | D. y F. | C. | | | PRESENTE | PASADO | 250 | 500 | 1000 | 2000 | 3000 | 4000 | 5000 |
| | N. M. G. N. | VARIACIÓN | | | | | | | | | | | | | | | | | | |
| BURGOS | 10.13 | 5 | 0 | OBSERVACIONES Á 7 ^h | | | | | | Ca-ab | | OBSERVACIONES Á | | | | | | | | |
| La Coruña | 15.5 | 0.5 | 6 | E-1 | 13 | | | | | St-cu, Ci | | | | | | | | | | |
| Gijón | 16.1 | 0.5 | 5 | NE-1 | 13 | | | | | Ca, St-cu | | | | | | | | | | |
| Santander | 18.5 | 0.5 | 5 | SE-1 | 13 | | | | | St | | | | | | | | | | |
| Valladolid | 14.1 | 0.5 | 0 | E-1 | 13 | | | | | St, A-cu | | | | | | | | | | |
| Zaragoza | 11.5 | 0.5 | 3 | Ca-1 | 12 | | | | | Ca, St | | | | | | | | | | |
| Barcelona | 17.3 | 0.5 | 2 | Ca-1 | 17 | | | | | Ca | | | | | | | | | | |
| Tortosa | 17.7 | 0.5 | 0 | SE-1 | 17 | | | | | Ca, Ci-st | | | | | | | | | | |
| Mahón | 17.4 | 0.5 | 0 | Ca-1 | 20 | | | | | | | | | | | | | | | |
| Madrid | 15.5 | 0.5 | 3 | E-1 | 14 | | | | | St-cu, A-cu | | | | | | | | | | |
| Badajóz | 15.7 | 1.0 | 0 | Ca-1 | 14 | | | | | St-cu | | | | | | | | | | |
| Alicante | 16.0 | 0.5 | 2 | Ca-1 | 16 | | | | | Ca | | | | | | | | | | |
| Granada | 14.9 | 0.5 | 0 | Ca-1 | 12 | | | | | Ca, St | | | | | | | | | | |
| Sevilla | 15.4 | 0.5 | 3 | E-1 | 16 | | | | | St, Ci-st | | | | | | | | | | |
| Almería | 15.7 | 1.0 | 2 | SE-3 | 19 | | | | | St-cu, A-st | | | | | | | | | | |
| Málaga | 15.1 | 0.5 | 0 | Ca-1 | 17 | | | | | Ca, Ci-st | | | | | | | | | | |
| S. Fernando | 15.4 | 0.5 | 0 | SE-4 | 16 | | | | | Ca, St-cu | | | | | | | | | | |
| Melilla | 15.7 | 0.5 | 0 | E-3 | 16 | | | | | St-cu | | | | | | | | | | |
| Tetuán | 15.5 | 0.5 | 3 | Ca-1 | 15 | | | | | St | | | | | | | | | | |
| S. C. de Tenerife | 14.2 | 0.5 | 7 | SE-5 | 19 | | | | | Ca | | | | | | | | | | |
| Izaña CIA. | 18.3 | 0.5 | 0 | W-2 | 18 | | | | | | | | | | | | | | | |
| | | | | OBSERVACIONES Á 18 ^h | | | | | | | | | OBSERVACIONES Á | | | | | | | |
| La Coruña | 14.1 | 0.5 | 6 | E-3 | 18 | | | | | de ayer. | | | | | | | | | | |
| Gijón | 16.3 | 1.0 | 5 | E-6 | 14 | | | | | St, A-cu | | | | | | | | | | |
| Santander | 17.3 | 0.5 | 3 | E-4 | 14 | | | | | St, Ci-st | | | | | | | | | | |
| Valladolid | 11.5 | 0.5 | 7 | E-4 | 14 | | | | | Ca, Ci-st | | | | | | | | | | |
| Zaragoza | 11.5 | 0.5 | 6 | E-1 | 21 | | | | | St-cu, St | | | | | | | | | | |
| Barcelona | 16.7 | 0.5 | 7 | SW-2 | 16 | | | | | St-cu, Ci-st | | | | | | | | | | |
| Tortosa | 18.9 | 0.5 | 5 | SSE-4 | 17 | | | | | Ca, St | | | | | | | | | | |
| Mahón | 17.3 | 1.5 | 5 | SE-2 | 15 | | | | | | | | | | | | | | | |
| Madrid | 12.6 | 1.0 | 5 | E-1 | 19 | | | | | St-cu | | | | | | | | | | |
| Badajóz | 15.7 | 1.5 | 5 | E-2 | 20 | | | | | A-cu | | | | | | | | | | |
| Alicante | 19.5 | 0.5 | 0 | E-3 | 17 | | | | | Ca-st | | | | | | | | | | |
| Granada | 14.3 | 1.0 | 5 | S-2 | 21 | | | | | Ca, Ci-st | | | | | | | | | | |
| Sevilla | 16.3 | 1.0 | 0 | S-1 | 24 | | | | | St, A-st | | | | | | | | | | |
| Almería | 15.0 | 0.5 | 6 | SE-5 | 22 | | | | | St-cu, Ci-st | | | | | | | | | | |
| Málaga | 16.1 | 0.5 | 2 | SE-1 | 12 | | | | | Ca, Ci | | | | | | | | | | |
| S. Fernando | 11.3 | 1.5 | 6 | SE-6 | 21 | | | | | Ca, Ci | | | | | | | | | | |
| Melilla | 11.9 | 1.0 | 5 | W-1 | 17 | | | | | Ca-cu | | | | | | | | | | |
| Tetuán | 11.9 | 0.5 | 6 | NE-4 | 17 | | | | | Ca | | | | | | | | | | |
| S. C. de Tenerife | 14.5 | 1.0 | 8 | W-9 | 10 | | | | | Ca, Ci-st | | | | | | | | | | |
| Izaña CIA. | 17.3 | 0.5 | 1 | SE-2 | 18 | | | | | | | | | | | | | | | |

| ESTACIONES | PRESIÓN MILIBARES | | | VIENTO | TEMPE- RATU- RA | TIEMPO | PRESIÓN MILIBARES | VIENTO | ESTACIONES | PRESIÓN MILIBARES | | | VIENTO | TEMPE- RATU- RA | TIEMPO | PRESIÓN MILIBARES | VIENTO | | | | | | | | | | | |
|---------------|-------------------|-----------|----|--------------------------------|-----------------------|--------|-------------------|------------|------------|--------------------------------|----|----------|--------|-----------------------|--------|-------------------|--------|--------|-------------|-----------|----|---------|----|----------|--------|-------------|-----------|---------|
| | á O° | | C. | | | | | | | D. y F. | C. | PRESENTE | | | | | | PASADO | á O° | | C. | D. y F. | C. | PRESENTE | PASADO | á O° | | D. y F. |
| | N. M. G. N. | VARIACIÓN | | | | | | | | | | | | | | | | | N. M. G. N. | VARIACIÓN | | | | | | N. M. G. N. | VARIACIÓN | |
| | | | | OBSERVACIONES Á 8 ^h | | | | | | OBSERVACIONES Á 8 ^h | | | | | | | | | | | | | | | | | | |
| Vares | 12.1 | 0.5 | 8 | E-5 | 12 | W | NB | Cáceres | 13.8 | 1.5 | 5 | S-1 | 14 | K | W | 16.7 | E-2 | | | | | | | | | | | |
| Finisterre | 11.3 | 0.5 | 6 | E-3 | 19 | W | NB | Vitoria | 16.5 | 0.5 | 0 | E-0 | 11 | N | D | 14.6 | NE-1 | | | | | | | | | | | |
| Santiago | 12.5 | 0.5 | 0 | N-4 | 16 | W | N | Logroño | 17.3 | 0.5 | 0 | E-1 | 13 | D | D | | | | | | | | | | | | | |
| Pontevedra | 11.9 | 0.5 | 5 | SE-1 | 22 | W | NE | Pamplona | 15.0 | 0.5 | 0 | SW-4 | | | | | | | | | | | | | | | | |
| Lugo | | | | | | | | Huesca | 18.5 | 0.5 | 0 | E-2 | 13 | W | N | 18.2 | NW-2 | | | | | | | | | | | |
| Orense | | | | | | | | Lérida | | | | | | | | | | | | | | | | | | | | |
| Oviedo | 14.6 | 0.5 | 0 | SW-1 | 12 | NB | N | Gerona | 17.7 | 0.5 | 0 | NW-2 | 12 | W | N | 17.0 | SSW-2 | | | | | | | | | | | |
| Bilbao | 14.5 | 0.5 | 0 | SE-3 | 11 | D | D | Tarragona | 17.5 | 0.5 | 0 | E-1 | 16 | W | W | | | | | | | | | | | | | |
| San Sebastián | 17.5 | 0.5 | 0 | E-0 | 14 | D | D | Teruel | 19.4 | 1.5 | 1 | Ca-0 | 10 | W | W | 13.9 | SE-1 | | | | | | | | | | | |
| León | 15.8 | 0.5 | 0 | E-2 | 16 | D | D | Castellón | 18.5 | 0.5 | 0 | E-0 | 16 | D | D | | | | | | | | | | | | | |
| Zamora | 11.1 | 0.5 | 0 | E-1 | 12 | W | D | Valencia | | | | | | | | | | | | | | | | | | | | |
| Palencia | 14.5 | 0.5 | 0 | E-1 | 13 | W | N | Murcia | 15.7 | 0.5 | 0 | SW-2 | 15 | W | W | 14.7 | E-3 | | | | | | | | | | | |
| Burgos | | | | | | | | Córdoba | 16.5 | 0.5 | 0 | SE-1 | 15 | W | W | 16.5 | SE-1 | | | | | | | | | | | |
| Soria | 18.6 | 0.5 | 0 | SE-1 | 10 | W | N | Jaén | 14.1 | 0.5 | 0 | S-3 | 16 | W | W | 11.1 | NW-3 | | | | | | | | | | | |
| Salamanca | 15.0 | 0.5 | 1 | W-0 | 10 | W | N | Baeza | 14.3 | 0.5 | 0 | SE-1 | 16 | D | D | 19.5 | SE-0 | | | | | | | | | | | |
| Avila | 14.2 | 0.5 | 0 | SE-1 | 11 | W | N | Huelva | 20.5 | 0.5 | 0 | SW-4 | 18 | W | N | 12.1 | EW-1 | | | | | | | | | | | |
| Segovia | 15.5 | 0.5 | 0 | E-1 | 16 | W | N | Tarifa | 12.5 | 0.5 | 1 | E-5 | 16 | W | N | | | | | | | | | | | | | |
| Toledo | 14.7 | 0.5 | 1 | E-4 | 14 | W | W | Algeciras | | | | | | | | | | | | | | | | | | | | |
| Guadalajara | 14.5 | 0.5 | 0 | NE-0 | 14 | W | N | Tánger | | | | | | | | | | | | | | | | | | | | |
| Cuenca | 15.2 | 0.5 | 0 | E-3 | 11 | W | N | Palma | 17.1 | 0.5 | 7 | SE-0 | 18 | D | N | 19.9 | SW-2 | | | | | | | | | | | |
| Ciudad Real | 15.5 | 0.5 | 0 | E-1 | 14 | W | N | Las Palmas | | | | | | | | | | | | | | | | | | | | |
| Albacete | 17.5 | 0.5 | 2 | E-1 | 13 | D | D | Laguna | 15.5 | 0.5 | 0 | NW-2 | 14 | D | W | | | | | | | | | | | | | |

NOTICIAS

• Expresado en medias horas antes observación.
 •• D Despejado ó semidespejado - N Nuboso ó cubierto - NB Niebla ó brumas - A Aguaceros - ll Lloviznas - LL Lluvias - G Granizo (sin truenos) - An Aguanieve - nv Nieve - T Tormenta.
 ••• D Despejado ó semidespejado - N Nuboso - NC Cubierto constantemente - NB Niebla ó bruma - A Aguaceros - ll Lloviznas - nv Nieve ó aguanieve - G Granizo (sin truenos) - T Tormenta.
 ••••• Sobre el nivel del mar.