



BOLETIN METEOROLOGICO DIARIO

MADRID, JUEVES 27 de FEBRERO de 1992 Núm. 58

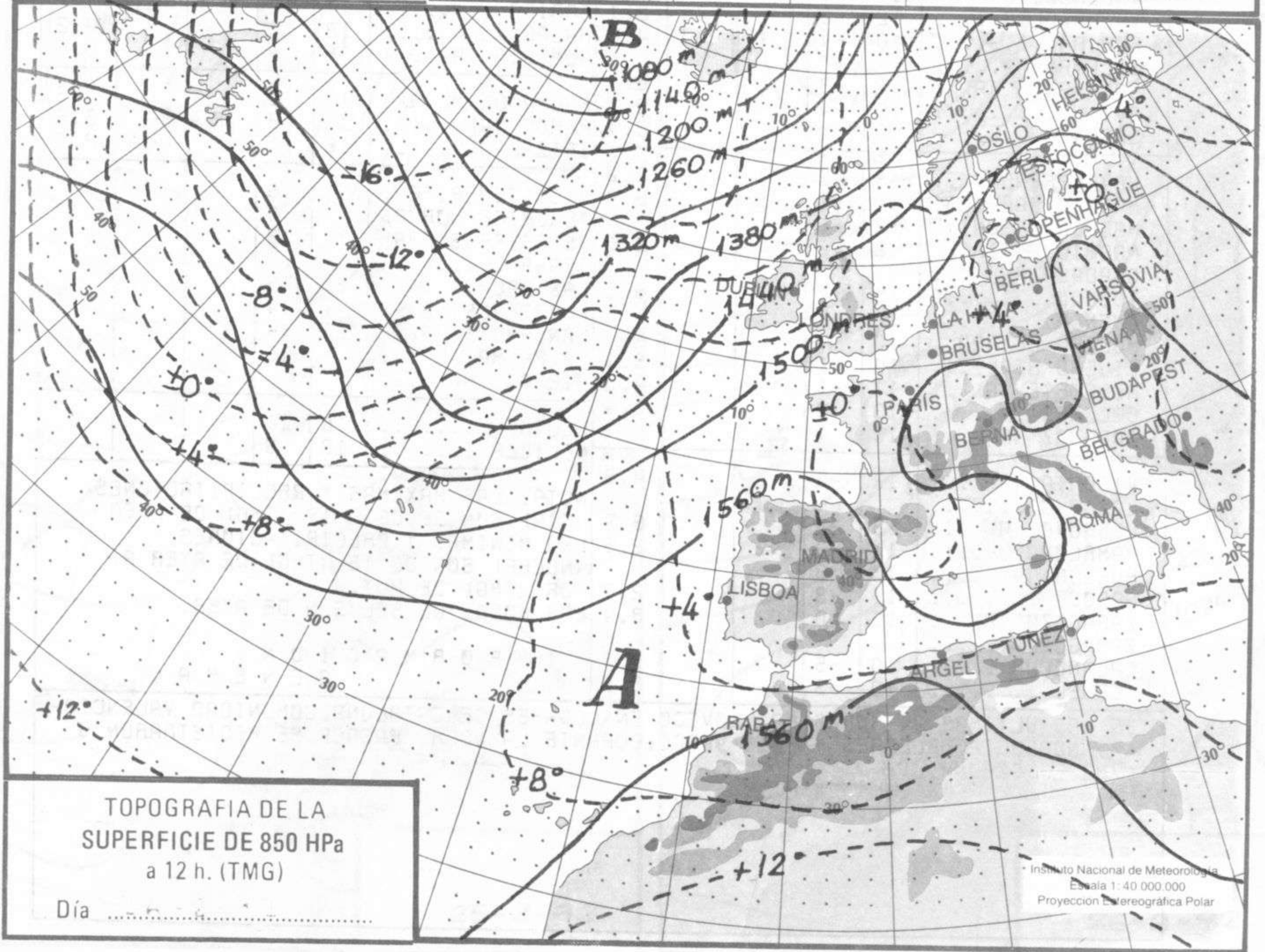
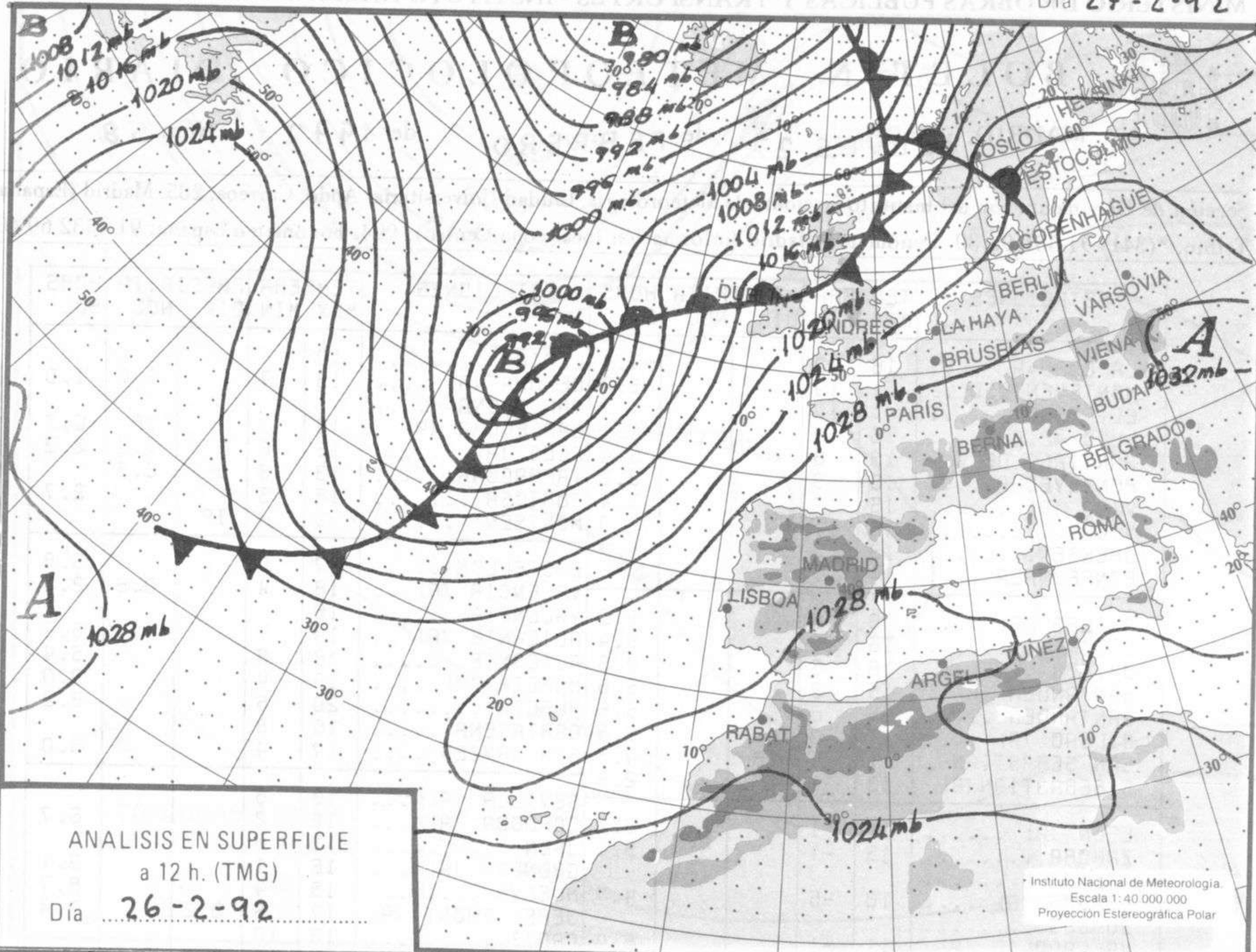
Sección de Documentación del Instituto Nacional de Meteorología. Ciudad Universitaria. Apdo. Correos, 285. Madrid (España)
 Telfno.:(341) 91-581 96 30. Fonometeo Madrid (información local zona Centro): 094. Fonometeo España: 91 - 532 69 40.

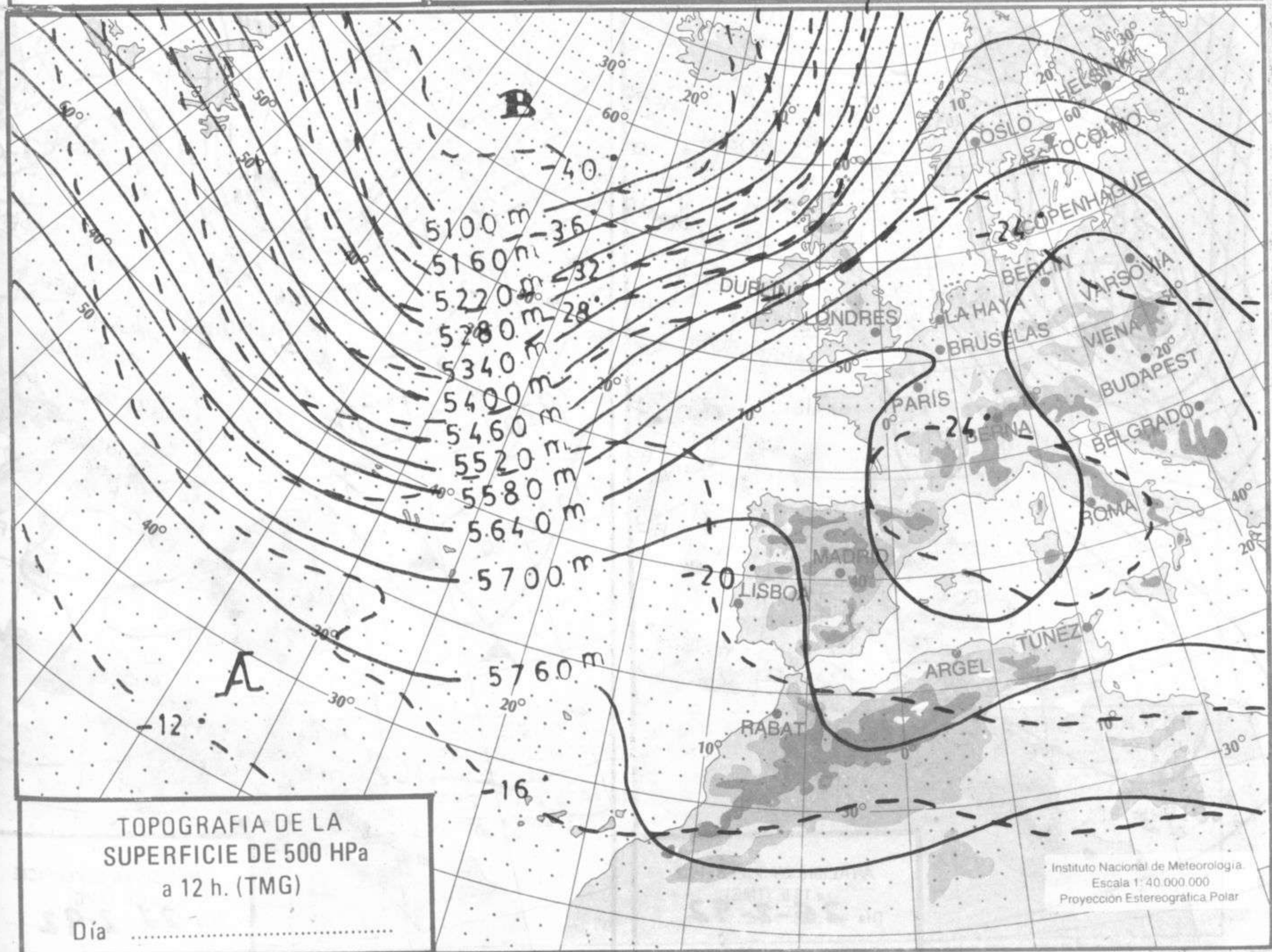
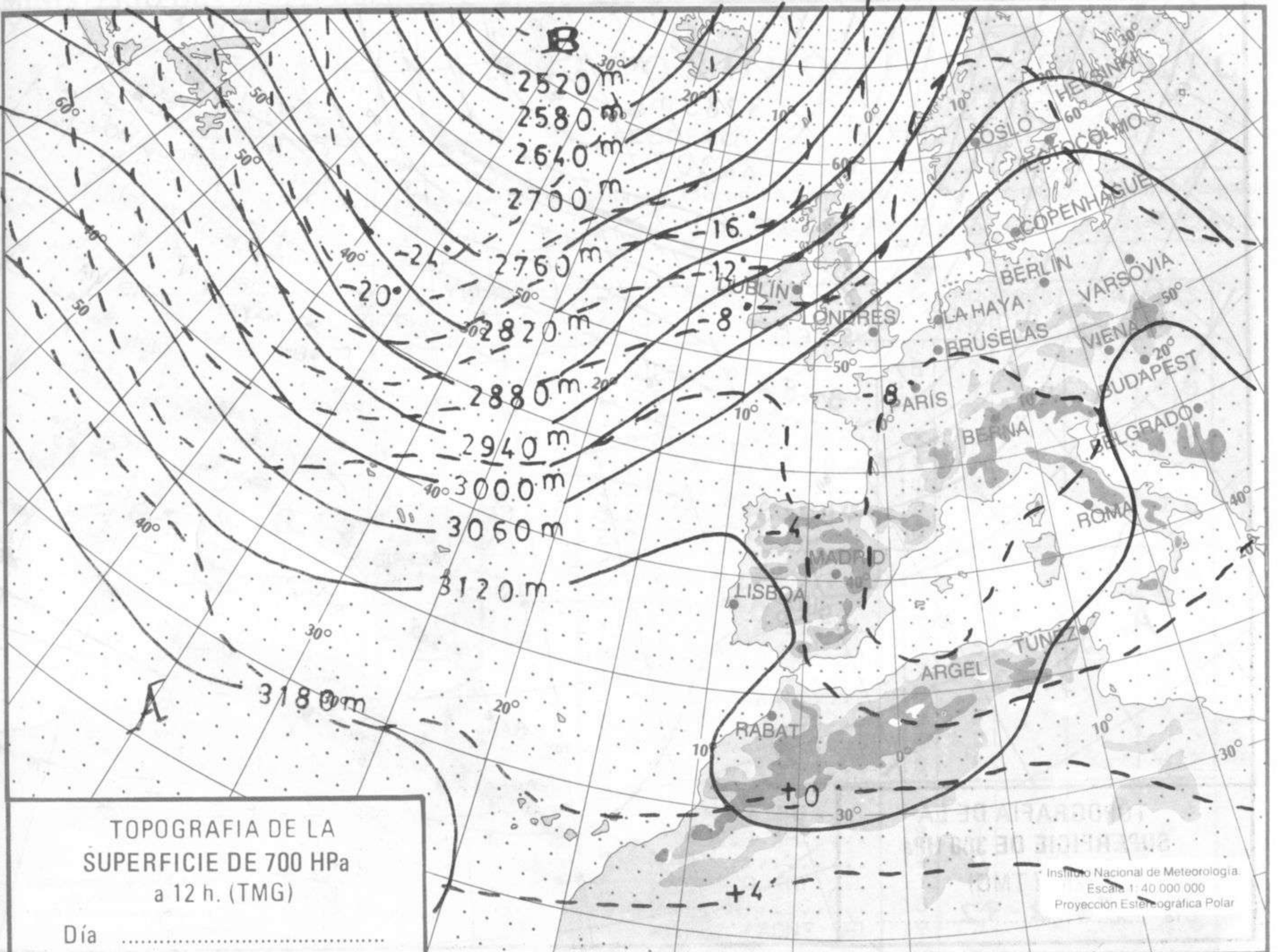
| ESTACIONES | TEMPERA MAX MIN | PRECIPITA DIA NOC | HORS SOL | ESTACIONES | TEMPERA MAX MIN | PRECIPITA DIA NOC | HORS SOL |
|------------------|--------------------|----------------------|-------------|------------------|--------------------|----------------------|-------------|
| LA CORUÑA | 16 12 | | 4.4 | LEIDA | 10 | | |
| MONTEVENTOSO .. | | | 3.2 | GERONA (A) | 13 7 | 5.0 | 1.0 |
| EL FERRÖL | | | | BARCELONA | | | |
| LUGO (P.C.) ... | 16 6 | | 8.1 | BARCELONA (A) . | 13 7 | IP | 0.3 |
| SANTIAGO DE C. | 13 8 | | 5.4 | REUS (A) | 15 6 | 1.0 | 3.2 |
| PONTEVEDRA | 15 9 | | 3.0 | TARRAGONA | 13 8 | 0.2 | |
| VIGO (A) | 15 9 | | 3.4 | TORTOSA | 18 5 | | 2.7 |
| VIGO | 16 11 | | 2.0 | MONTSENY | 3 | IP | |
| ORENSE | 18 3 | | 8.7 | CASTELLON | 17 9 | | 5.8 |
| PONFERRADA | 14 1 | | | VALENCIA (A) .. | 18 4 | 0.6 | 2.8 |
| AVILES (A) | 16 6 | | 9.8 | VALENCIA | 16 | | |
| GIJON | 16 3 | | 9.4 | ALICANTE (A) .. | 19 7 | | 5.6 |
| OVIEDO | 16 6 | | 9.6 | ALICANTE | 18 8 | | 5.4 |
| SANTANDER (A) . | 15 2 | | 5.8 | MURCIA (A) | 19 4 | | 9.0 |
| SANTANDER | 15 6 | | 5.6 | MURCIA | 20 6 | | 8.2 |
| BILBAO (A) | 17 2 | | 6.3 | CARTAGENA | 16 8 | | |
| SAN SEBASTIAN . | 11 4 | IP | 4.3 | SAN JAVIER | 17 4 | | 8.0 |
| S. SEBASTIAN (A) | 13 1 | IP | 2.6 | SEVILLA (A) ... | 18 6 | | |
| LEON (A) | 11 1 | | 9.2 | CORDOBA (A) ... | 18 2 | | 6.7 |
| ZAMORA | 13 -1 | | 8.1 | JAEN | 13 6 | | |
| PALENCIA | | | | GRANADA (A) ... | 16 1 | | 9.1 |
| BURGOS (A) | 10 -5 | | 4.7 | HUELVA | 18 4 | | 8.7 |
| BURGOS | | | | JEREZ FRONT (A) | 17 5 | 0.2 | 7.4 |
| VALLADOLID (A) | 11 -1 | | 8.4 | CADIZ | 18 10 | | |
| VALLADOLID | 12 -2 | | 8.1 | TARIFA | 17 12 | 0.3 | 0.2 |
| SORIA | 10 -4 | | 4.0 | MALAGA (A) | 18 6 | | 9.2 |
| SALAMANCA | | | | ALMERIA (A) ... | 18 9 | | 8.5 |
| SALAMANCA (A) . | 12 -3 | | 8.3 | PALMA DE M. (A) | 15 2 | | 7.5 |
| AVILA | 10 -4 | | 9.0 | MAHON (A) | 13 8 | IP | 6.6 |
| SEGOVIA | 10 1 | | 8.7 | IBIZA (A) | 16 11 | | 8.6 |
| NAVACERRADA ... | 3 -2 | | 3.2 | S.C. TENERIFE . | | | |
| MADRID/BARRAJAS. | 13 -1 | | 5.8 | TENERIFE NOR (A) | | | |
| MADRID (C.UNIV) | 12 -1 | | | TENERIFE SUR (A) | | | |
| MADRID (RETIRO) | 12 2 | | 4.6 | IZAÑA | | | |
| GUADALAJARA ... | | | | LAS PALMAS (A) | 21 15 | | |
| TOLEDO | 15 1 | | 8.0 | FUERTEVENTUR (A) | | | |
| CUENCA | 11 -2 | | | LANZAROTE (A) . | 22 14 | | |
| MOLINA DE ARA. | 10 | | | LA PALMA (A) .. | | | |
| CIUDAD REAL ... | 14 1 | | 5.1 | HIERRO (A) | | | |
| ALBACETE (A) .. | 11 -1 | | 4.5 | CEUTA | 18 11 | | |
| CACERES | 13 3 | | 8.4 | MELILLA | 18 9 | | |
| BADAJÖZ (A) ... | 15 1 | | | | | | |
| VITORIA (A) ... | 12 -4 | | 4.8 | | | | |
| LOGROÑO | | | | | | | |
| LOGROÑO (A) ... | 15 -3 | | 5.5 | | | | |
| PAMPLONA | 11 -2 | | 2.5 | | | | |
| HUESCA (A) | 13 3 | | | | | | |
| DAROCA | 11 -3 | | 2.7 | | | | |
| ZARAGOZA (A) .. | 15 0 | | 8.4 | | | | |
| ZARAGOZA | | | | | | | |
| CALAMOCHA | 10 -5 | | 3.7 | | | | |
| TERUEL | 10 -3 | | 3.5 | | | | |

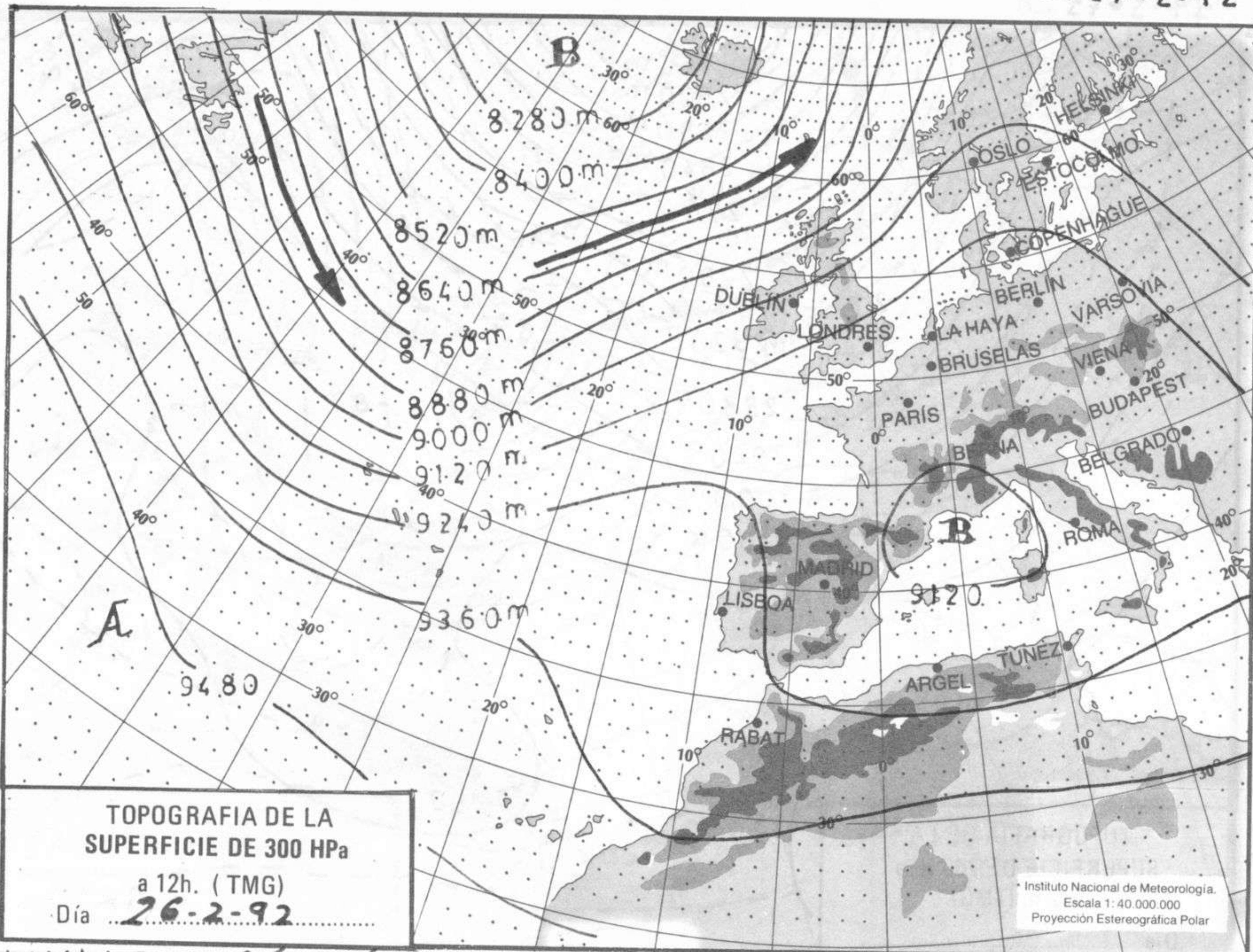
NOTA: LAS MAXIMAS Y PRECIPITACIONES (DIA) SON DE 06 A 18 (TMG) DE AYER
 LAS MINIMAS Y PRECIPITACIONES (NOCHE) SON DE 18 (TMG) DE AYER A 06 (TMG) DE HOY.
 LAS HORAS DE SOL SON DE AYER.

INFORMACION GENERAL

EN LAS ULTIMAS 24 HORAS HA LLOVIDO EN LUGARES DE CATALUNA, COMUNIDAD VALENCIANA, ANDALUCIA, BALEARES Y PAIS VASCO; DURANTE LA NOCHE PASADA SE REGISTRARON 5 L/M2 EN GERONA.





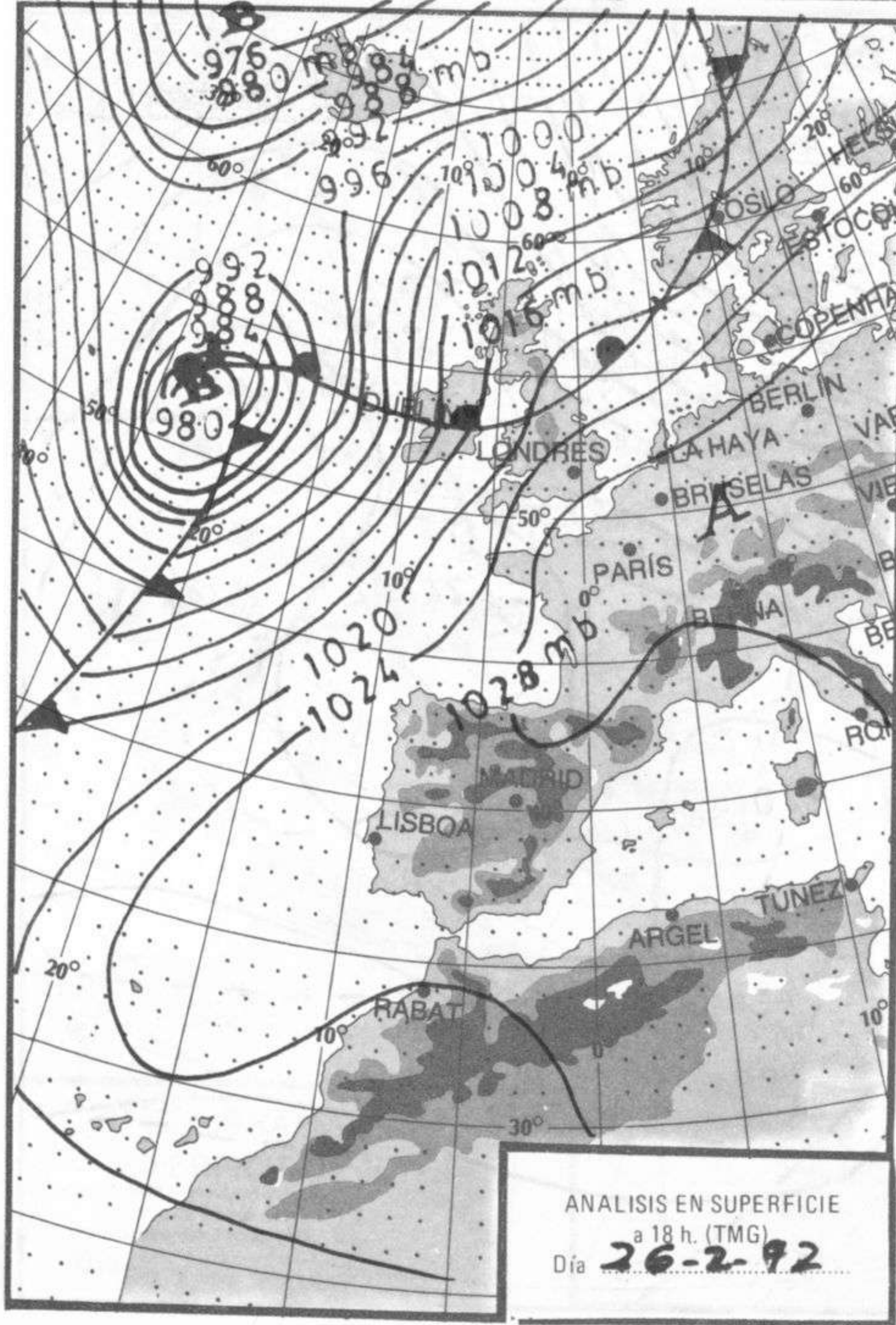


TOPOGRAFIA DE LA SUPERFICIE DE 300 HPa

a 12h. (TMG)

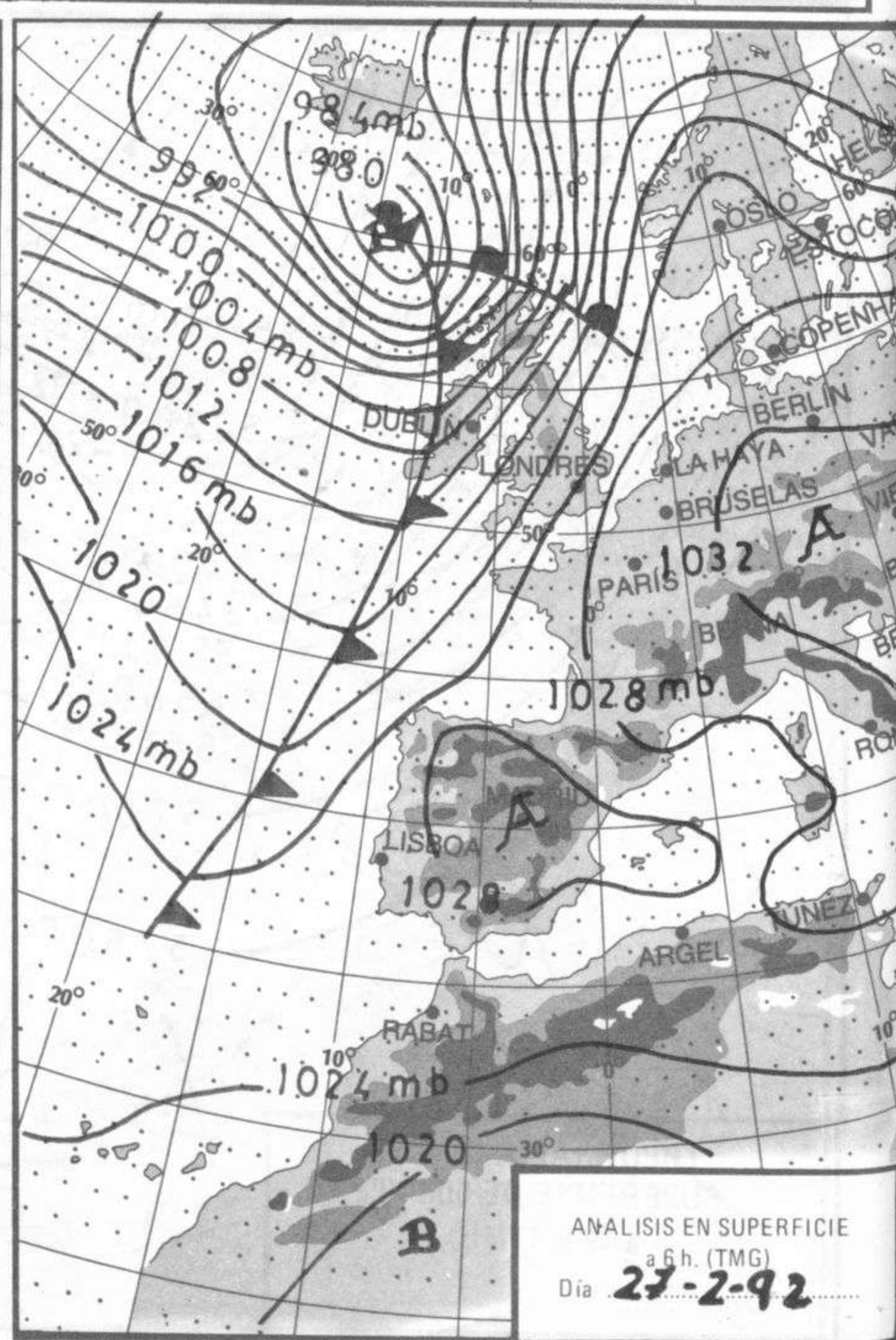
Día 26-2-92

Instituto Nacional de Meteorología.
Escala 1: 40.000.000
Proyección Estereográfica Polar



ANALISIS EN SUPERFICIE a 18 h. (TMG)

Día 26-2-92



ANALISIS EN SUPERFICIE a 6 h. (TMG)

Día 27-2-92