



BOLETIN METEOROLOGICO DIARIO

MADRID, MIERCOLES 23 de MAYO de 1.979. Núm. 143.

Sec. de Publicaciones del Instituto Nacional de Meteorología, Ciudad Universitaria, Apartado de Correos 285, Madrid (España)
Teléf.: *(341) (91) 244 35 00 - Fonometeo Madrid (información local zona Centro): 094 - Fonometeo España: (91) 232 69 40

TIEMPO PASADO (de 12 horas de ayer a 12 horas, T.M.G., de hoy):

Nubosidad y precipitaciones: La nubosidad ha sido muy abundante en Galicia, Cantábrico y Canarias, variable en la cuenca del Duero, alto Ebro, sistema Central, cuenca del Segura y Andalucía y escasa o nula en el resto de España. Se han registrado chubascos, intensos o moderados en Galicia, débiles o moderados en el Cantábrico occidental y débiles en Canarias y puntos muy aislados del Duero.

Vientos fuertes: No se han registrado.

Temperaturas destacables: Predominan los valores medios normales o ligeramente inferiores a los normales con máximas de ayer comprendidas entre 31^ª en Murcia y 14^ª en Lugo, y las mínimas de hoy desde 6^ª en Avila, Soria, Salamanca y Cuenca hasta 19^ª en Málaga.

PRONOSTICO PARA MAÑANA:

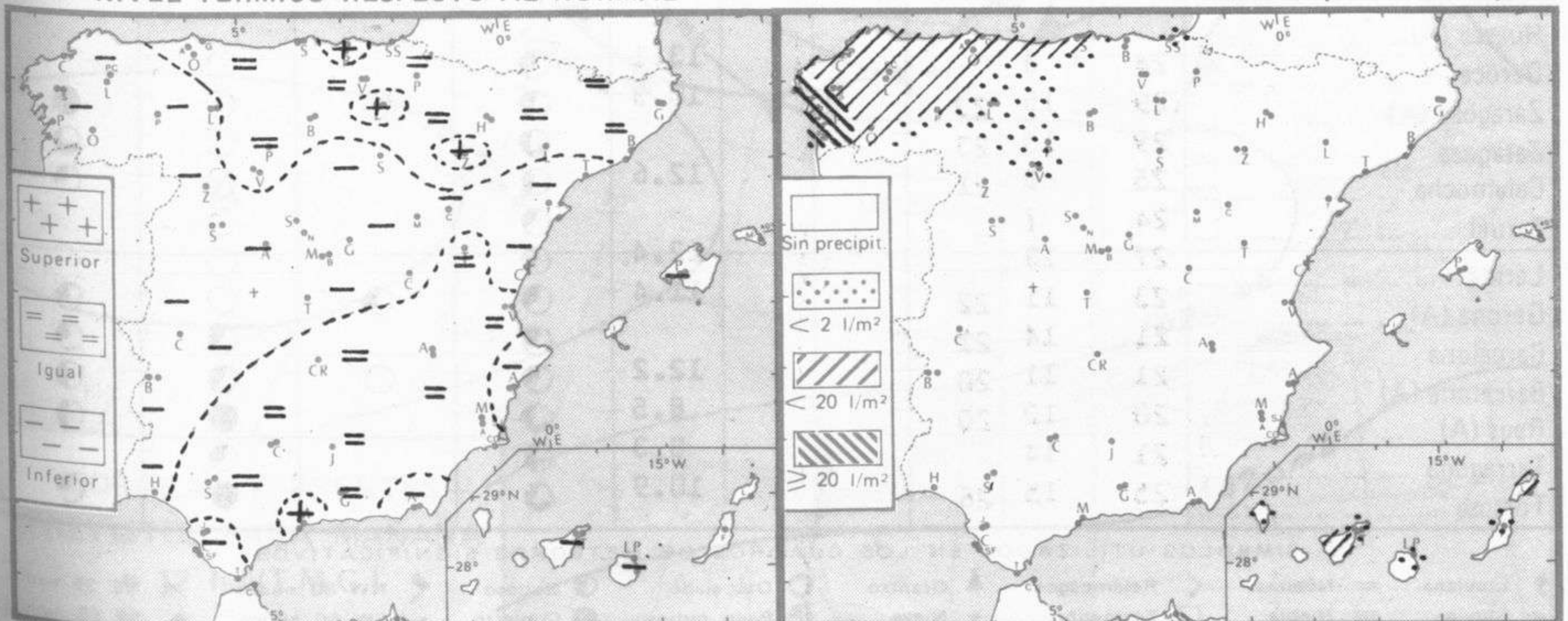
En Galicia muy nuboso con lluvias intermitentes y chubascos. En el Cantábrico y alto Ebro, nuboso con chubascos débiles. En el Duero parcialmente nuboso con algunas precipitaciones débiles y dispersas. En Canarias intervalos nubosos con alguna precipitación local. Poco nuboso o despejado en las demás regiones. Temperaturas sin cambios apreciables.

TENDENCIA PARA LOS DIAS25...y...26....:

Continuará el tiempo con análogas características.

NIVEL TERMICO RESPECTO AL NORMAL

AREAS CON PRECIPITACION (12 h. ayer a 12 h. hoy)

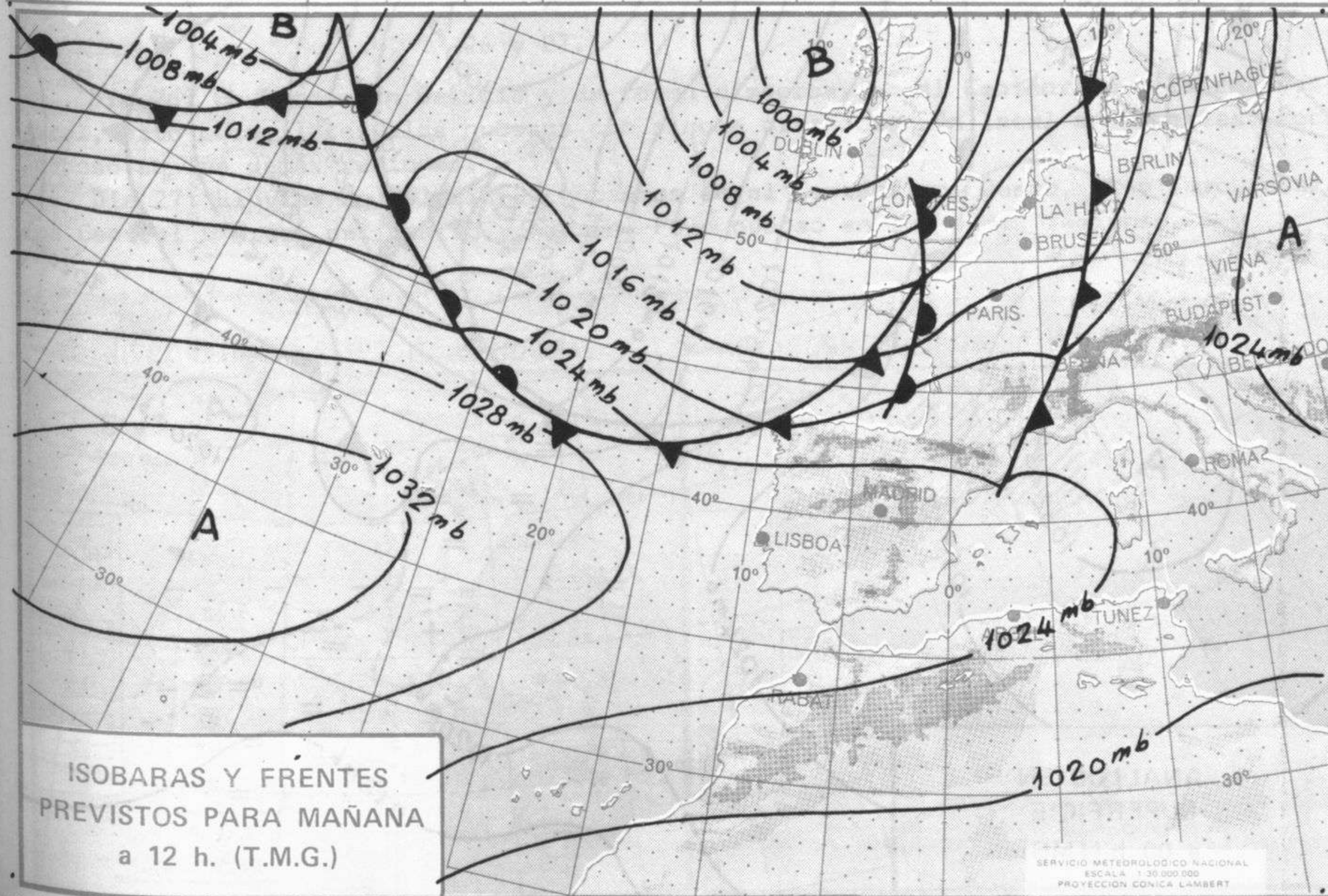


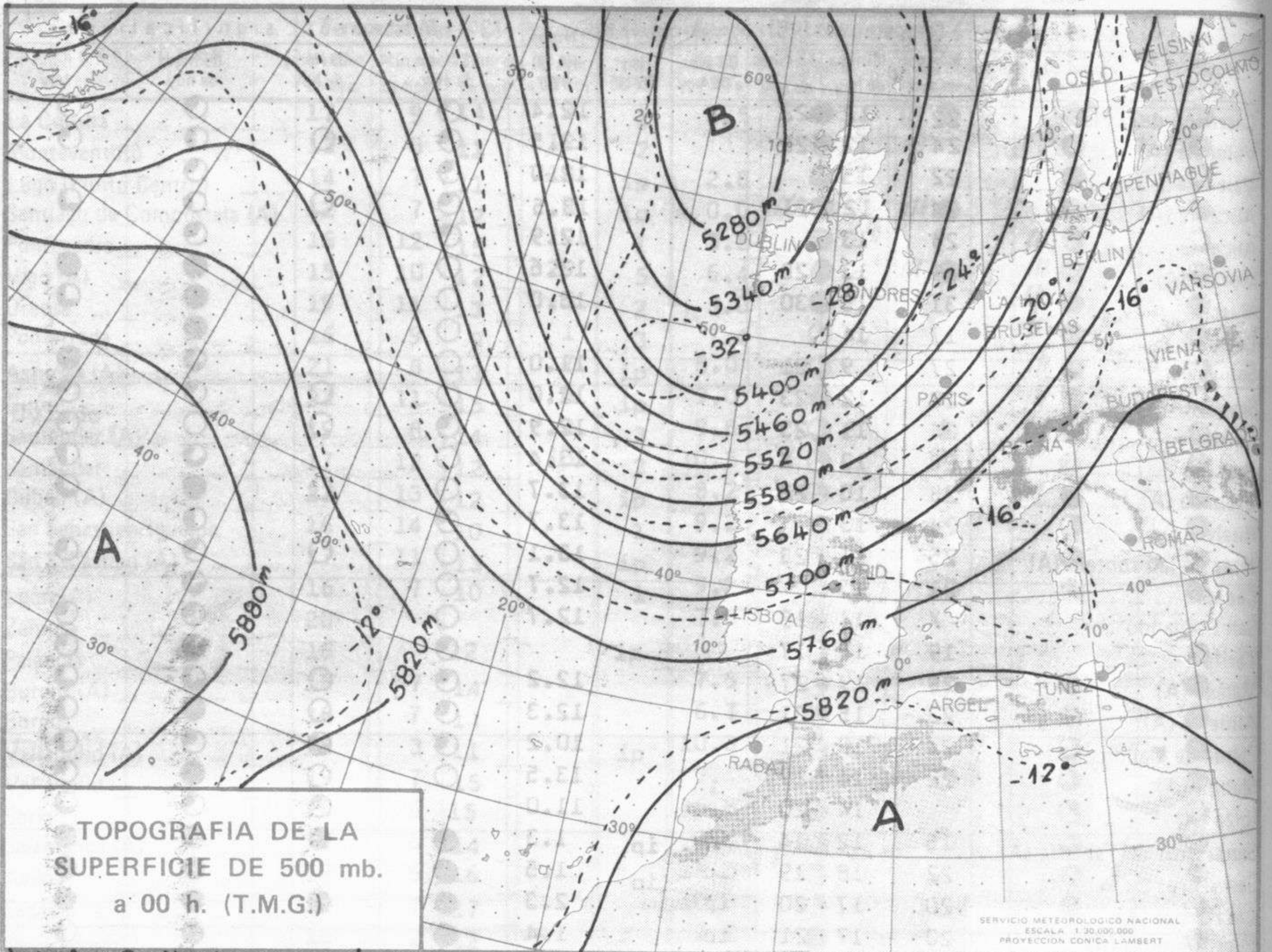
| Estaciones | Temperaturas (OC) | | | Precipitación (l/m ²) | | Horas de sol ayer | Meteoros significativos | | | |
|------------------------------|-------------------|---------------|-----------------|-----------------------------------|-----------|-------------------|-------------------------|-----------------|-----------------|-----------------|
| | Máxima de ayer | Mínima de hoy | 12 horas de hoy | 06 ayer a 06 hoy | Hoy 06-12 | | 18 horas de ayer | 00 horas de hoy | 06 horas de hoy | 12 horas de hoy |
| La Coruña | 17 | 9 | 14 | 3 | 1 | 3.5 | ● | /// ● | ● | ● |
| Monteventoso | 13 | 8 | 11 | 12 | 2 | | ● | | ● | ● |
| Lugo (Punto Centro) | 14 | 7 | 11 | 10 | ip | 2.8 | ● | | ● | ● |
| Santiago de Compostela (A) | 12 | 7 | 12 | 9 | ip | 0.0 | /// ● | /// ● | ● | ● |
| Pontevedra | 16 | 12 | 15 | 19 | 1 | 3.5 | ● | | /// ● | ● |
| Vigo (A) | 15 | 10 | 12 | 29 | 5 | 6.4 | ● | /// ● | /// ● | ● |
| Orense | 19 | 11 | 13 | 5 | 2 | 3.0 | ● | | /// ● | ● |
| Ponferrada | 16 | 9 | 9 | 1 | 3 | 7.4 | ● | | /// ● | /// ● |
| Asturias (A) | 21 | 8 | 13 | 7 | ip | 8.0 | ● | | /// ● | ● |
| Gijón | 22 | 11 | 15 | 6 | ip | 9.0 | ● | | /// ● | ● |
| Viedo | 19 | 8 | 14 | 3 | 3 | 9.8 | ● | ● | /// ● | ● |
| Santander (A) | 17 | 12 | 12 | ip | 3 | 10.5 | ● | ● | ● | ● |
| Santander | 22 | 13 | 12 | | ip | 8.2 | ● | | ● | ● |
| Bilbao (A) | 16 | 14 | 10 | | 1 | 9.2 | ● | ● | ● | /// ● |
| San Sebastian/Igueldo | 17 | 11 | 13 | | ip | 9.2 | ● | | ● | ● |
| San Sebastian (A) | 16 | 7 | 10 | | 1 | 9.2 | ● | ○ | ● | ● |
| León (A) | 20 | | | | | 7.8 | ● | | | ● |
| Zamora | 16 | | 12 | | ip | | ● | | | ● |
| Palencia | 16 | 7 | 14 | | | 7.5 | ● | ○ | ● | ● |
| Burgos (A) | 16 | 7 | 14 | | | 6.7 | ● | | ● | ● |
| Burgos | 16 | 3 | 11 | | ip | 10.3 | ● | | ● | ● |
| Valladolid (A) | 19 | 7 | 15 | | | 9.4 | ● | ● | ● | ● |
| Valladolid | 18 | 6 | 15 | | | 6.8 | ● | | ● | ● |
| Soria | 17 | 6 | 14 | | | 8.6 | ● | ○ | ● | ● |
| Salamanca (A) | 17 | 6 | 16 | | | 11.5 | ● | | ● | ● |
| Avila | 18 | 7 | 17 | | | 10.8 | ● | | ● | ● |
| Segovia | 10 | 2 | 12 | | | 7.2 | ● | | ○ | ● |
| Navacerrada | 25 | 9 | 21 | | | 12.7 | ● | ○ | ○ | ● |
| Madrid/Barajas | 21 | 8 | 21 | | | 12.1 | ○ | ○ | ○ | ● |
| Madrid (Cdad.Universitaria) | 21 | 10 | | | | 12.8 | ○ | | ○ | ● |
| Guadalajara | 22 | 12 | | | | 12.8 | ○ | | ○ | ● |
| Toledo | 22 | 6 | 18 | | | 12.8 | ● | | ○ | ○ |
| Cuenca | | 6 | | | | 13.0 | | | ○ | |
| Molina de Aragón | 24 | 8 | 20 | | | 12.6 | ○ | ○ | ○ | ● |
| Ciudad Real | 27 | 9 | 22 | | | 13.2 | ● | ○ | ○ | ● |
| Albacete (A) | 21 | 9 | 19 | | | | ● | ○ | ○ | ● |
| Cáceres | 23 | 9 | 19 | | | 11.6 | ● | | ○ | ● |
| Badajoz (A) | 20 | 10 | 13 | | | | ● | | ○ | ● |
| Vitoria (A) | 24 | 9 | 19 | | | 10.9 | ● | | ○ | ● |
| Logroño | 24 | 12 | 17 | | | 11.7 | ● | ○ | ○ | ● |
| Logroño (A) | 23 | 9 | 18 | | | 12.1 | ● | | ○ | ● |
| Pamplona | 24 | 8 | | | | 13.1 | ● | | ○ | ● |
| Huesca (A) | 29 | 15 | 23 | | | 10.3 | ● | ○ | ○ | ● |
| Daroca | 29 | 15 | 23 | | | | ● | | ○ | ● |
| Zaragoza (A) | 25 | 5 | 21 | | | 12.6 | ● | | ○ | ● |
| Zaragoza | 24 | 7 | | | | | ● | | ○ | ● |
| Calamocha | 27 | 13 | | | | 12.4 | ● | | ○ | ● |
| Teruel | 23 | 11 | 22 | | | 11.4 | ● | ● | ○ | ● |
| Lérida | 21 | 14 | 21 | | | | ● | | ○ | ● |
| Gerona (A) | 21 | 11 | 20 | | | 12.2 | ● | ○ | ○ | ● |
| Barcelona | 20 | 12 | 20 | | | 8.5 | ● | | ○ | ● |
| Barcelona (A) | 21 | 14 | | | | 8.3 | ● | | ○ | ● |
| Reus (A) | 25 | 15 | 26 | | | 10.9 | ● | | ○ | ● |
| Tarragona | | | | | | | ● | | ○ | ● |
| Tortosa | | | | | | | ● | | ○ | ● |

SIMBOLOS UTILIZADOS EN LOS CUADROS DE METEOROS SIGNIFICATIVOS

- Llovizna = Neblina < Relámpagos ▲ Granizo ○ Despejado ● Nuboso ↙ NW 30 nudos ↘ NE 35 nudos
- /// Lluvia = Niebla ☒ Tormenta * Nieve ⊙ Poco nuboso ● Cubierto ↙ SW 50 nudos ↘ SE 65 nudos

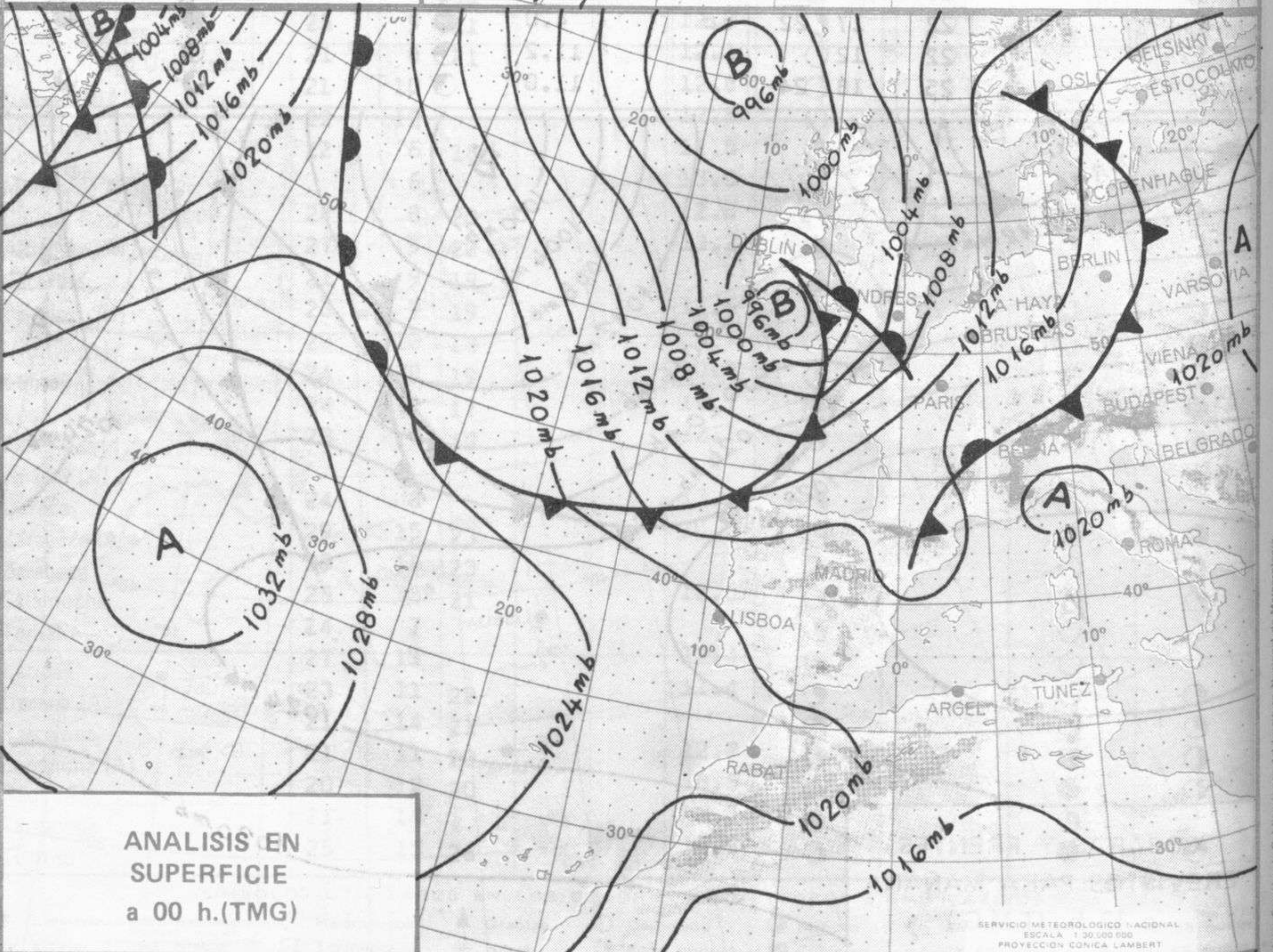
| Estaciones | Temperaturas (°C) | | | Precipitación (l/m ²) | | Horas de sol ayer | Meteoros significativos | | | |
|-------------------------------|-------------------|---------------|-----------------|-----------------------------------|-----------|-------------------|-------------------------|-----------------|-----------------|-----------------|
| | Máxima de ayer | Mínima de hoy | 12 horas de hoy | 06 ayer a 06 hoy | Hoy 06-12 | | 18 horas de ayer | 00 horas de hoy | 06 horas de hoy | 12 horas de hoy |
| Castellón de la Plana | 22 | 12 | 22 | | | 12.4 | ☉ | | ☉ | ☉ |
| Valencia (A) | 24 | 12 | 28 | | | 13.5 | ☉ | ○ | ☉ | ☉ |
| Valencia | 22 | 15 | | | | 12.0 | ☉ | | | |
| Alicante (A) | 24 | 12 | 21 | | | 13.5 | ☉ | ○ | ☉ | ☉ |
| Alicante | 24 | 13 | | | | 12.9 | ☉ | | | |
| Murcia (A) | 31 | 13 | 28 | | | 13.6 | ☉ | | ● | ● |
| Murcia | 31 | 15 | 30 | | | 13.0 | ☉ | | ● | ● |
| Cartagena | 17 | 14 | | | | | ○ | | ● | |
| San Javier | 27 | 9 | 21 | | | 11.0 | ○ | | ☉ | ● |
| Sevilla (A) | 28 | 12 | 23 | | | 12.0 | ○ | ○ | ☉ | ☉ |
| Córdoba (A) | 24 | 11 | 23 | | | 12.9 | ☉ | ○ | ○ | ☉ |
| Jaén | 28 | 13 | X | | | 13.4 | ○ | | ☉ | ☉ |
| Granada (A) | 28 | 10 | 22 | | | 13.7 | ○ | ○ | ● | ● |
| Huelva | 24 | 13 | | | | 13.7 | ☉ | | ☉ | ☉ |
| Jerez de la Frontera (A) ... | 25 | 11 | 23 | | | 13.1 | ○ | ○ | ☉ | ☉ |
| Cádiz | 21 | 15 | | | | 12.7 | ○ | | ☉ | |
| San Fernando | X | 14 | 18 | | | 12.7 | ○ | | ☉ | ☉ |
| Tarifa | 19 | 15 | 17 | | | | ☉ | | ☉ | ☉ |
| Málaga (A) | 29 | 19 | 27 | | | 12.2 | ☉ | ○ | ☉ | ☉ |
| Almería (A) | 22 | 15 | 21 | | | 12.3 | ☉ | ○ | ● | ☉ |
| Palma de Mallorca (A) | 24 | 10 | 21 | | | 10.2 | ☉ | ☉ | ☉ | ☉ |
| Mahón (A) | 22 | 14 | 19 | | | 13.5 | ○ | ○ | ● | ☉ |
| Ibiza (A) | | 14 | 20 | | | 11.0 | | ☉ | ☉ | ☉ |
| Santa Cruz de Tenerife (A)... | 15 | 12 | 14 | ip | ip | 1.3 | ● | ● | ● | ● |
| Santa Cruz de Tenerife | 22 | 18 | 19 | ip | ip | 1.5 | ● | | ● | ● |
| Las Palmas (A) | 20 | 17 | 20 | ip | | 2.3 | ● | ● | ● | ● |
| Fuerteventura (A) | 20 | 17 | 21 | ip | | 1.4 | ● | | ● | ● |
| Lanzarote (A) | 22 | 17 | 22 | ip | | 4.0 | ● | | ● | ● |
| Ceuta | 22 | 12 | | | | 11.2 | ☉ | | ☉ | |
| Melilla | 25 | 18 | 24 | | | 11.0 | ☉ | | ☉ | ☉ |





TOPOGRAFIA DE LA SUPERFICIE DE 500 mb. a 00 h. (T.M.G.)

SERVICIO METEOROLÓGICO NACIONAL
ESCALA 1:30.000.000
PROYECCION CONICA LAMBERT



ANALISIS EN SUPERFICIE a 00 h.(TMG)

SERVICIO METEOROLÓGICO NACIONAL
ESCALA 1:30.000.000
PROYECCION CONICA LAMBERT