

# DIRECCIÓN GENERAL DEL INSTITUTO GEOGRÁFICO Y ESTADÍSTICO

AÑO XXVI

## BOLETÍN

1918

Núm. 312

DEL

8 de Noviembre

### OBSERVATORIO CENTRAL METEOROLÓGICO

#### Observaciones del Extranjero

| Observaciones de la mañana á las 7 <sup>h</sup> |                         |                      |             |           |                 |                  |                |                |                           | Id. en las 24 horas |                                | Id. de la vispera por la tarde |           |                 |                  |  |
|---|-------------------------|----------------------|-------------|-----------|-----------------|------------------|----------------|----------------|---------------------------|---------------------|--------------------------------|--------------------------------|-----------|-----------------|------------------|--|
| Estaciones                                      | Barómetro               |                      | Temperatura | Viento    |                 | Estado del cielo | Estado del mar | Lluvia ó nieve | Temp. extr. <sup>as</sup> |                     | Barom. á 0° y al nivel del mar | Temperatura                    | Viento    |                 | Estado del cielo |  |
|   | á 0° y al nivel del mar | Variación en 3 horas |             | Dirección | F <sup>va</sup> |                  |                |                | Max. <sup>o</sup>         | Min. <sup>o</sup>   |                                |                                | Dirección | F <sup>va</sup> |                  |  |
| Escandinavia                                    | Bodo                    | 761.2                | 0.0         | 7         | SSE             | 4                | N              |                | 8                         | 3                   | 763.3                          | 5                              | PNW       | 1               | CC               |  |
|   | Cristiansund            | 756.2                | -2.3        | 9         | SNE             | 3                | CC             |                | 9                         | 6                   | 761.9                          | 7                              | C         | 0               | C                |  |
|   | Skudesnoes              |                      |             |           |                 |                  |                |                |                           |                     |                                |                                |           |                 |                  |  |
| Europa Oriental y Central                       | Riga                    |                      |             |           |                 |                  |                |                |                           |                     |                                |                                |           |                 |                  |  |
|   | Moscou                  |                      |             |           |                 |                  |                |                |                           |                     |                                |                                |           |                 |                  |  |
|   | Nicolaiew               |                      |             |           |                 |                  |                |                |                           |                     |                                |                                |           |                 |                  |  |
|   | Feldkirch               |                      |             |           |                 |                  |                |                |                           |                     |                                |                                |           |                 |                  |  |
|   | Cernorvitz              |                      |             |           |                 |                  |                |                |                           |                     |                                |                                |           |                 |                  |  |
|   | Cracovia                |                      |             |           |                 |                  |                |                |                           |                     |                                |                                |           |                 |                  |  |
|   | Pola                    |                      |             |           |                 |                  |                |                |                           |                     |                                |                                |           |                 |                  |  |
|   | Viena                   |                      |             |           |                 |                  |                |                |                           |                     |                                |                                |           |                 |                  |  |
|   | Berlin                  |                      |             |           |                 |                  |                |                |                           |                     |                                |                                |           |                 |                  |  |
| Berna   |                         |                      |             |           |                 |                  |                |                |                           |                     |                                |                                |           |                 |                  |  |
| Islas Británicas                                | Stornoway               |                      |             |           |                 |                  |                |                |                           |                     |                                |                                |           |                 |                  |  |
|   | Shields                 |                      |             |           |                 |                  |                |                |                           |                     |                                |                                |           |                 |                  |  |
|   | Valentia                |                      |             |           |                 |                  |                |                |                           |                     |                                |                                |           |                 |                  |  |
| Francia   | Gris Nez                |                      |             |           |                 |                  |                |                |                           |                     |                                |                                |           |                 |                  |  |
|   | St. Mathieu             |                      |             |           |                 |                  |                |                |                           |                     |                                |                                |           |                 |                  |  |
|   | Isla de Aix             |                      |             |           |                 |                  |                |                |                           |                     |                                |                                |           |                 |                  |  |
|   | Biarritz                |                      |             |           |                 |                  |                |                |                           |                     |                                |                                |           |                 |                  |  |
|   | Paris                   |                      |             |           |                 |                  |                |                |                           |                     |                                |                                |           |                 |                  |  |
|   | Clermont                |                      |             |           |                 |                  |                |                |                           |                     |                                |                                |           |                 |                  |  |
|   | Perpiñán                |                      |             |           |                 |                  |                |                |                           |                     |                                |                                |           |                 |                  |  |
| Cabo Sicié                                      |                         |                      |             |           |                 |                  |                |                |                           |                     |                                |                                |           |                 |                  |  |
| Niza  |                         |                      |             |           |                 |                  |                |                |                           |                     |                                |                                |           |                 |                  |  |
| Italia  | Liorna                  |                      |             |           |                 |                  |                |                |                           |                     |                                |                                |           |                 |                  |  |
|   | Roma                    |                      |             |           |                 |                  |                |                |                           |                     |                                |                                |           |                 |                  |  |
|   | Cagliari                |                      |             |           |                 |                  |                |                |                           |                     |                                |                                |           |                 |                  |  |
|   | Palermo                 |                      |             |           |                 |                  |                |                |                           |                     |                                |                                |           |                 |                  |  |
| Portugal  | Porto                   | 766.0                | 0.0         | 12.4      | W               | 2                | C              | N. 55°         | 15                        | 10                  | 765.9                          | 14.1                           | C         | 0               | 8                |  |
|   | Lisboa                  | 765.1                | +0.3        | 1.0       | N               | 2                | N              | N. 53°         | 17                        | 10                  | 764.9                          | 15                             | N         | 4               | 8                |  |
|   | Lagos                   | 767.4                | 0.0         | 1.4       | N               | 2                | 8              | SE             | 13                        | 17                  | 760.4                          | 15                             | N         | 2               | CC               |  |
|   | Horta                   | 767.8                | +0.5        | 17.0      | NNE             | 5                | W              | NW             | 6                         | 22                  | 767.8                          | 19.0                           | PNW       | 5               | C                |  |
|   | Flores                  |                      |             |           |                 |                  |                |                |                           |                     |                                |                                |           |                 |                  |  |
|   | Punta Delgada           | 767.7                | +0.2        | 17.2      | NNE             | 4                | NW             | NW             | 24                        | 13                  | 768.0                          | 17.2                           | WNW       | 2               | CC               |  |
|   | Funchal                 | 766.7                | 0.0         | 15        | NE              | 2                | N              | NW             | 22                        | 12                  | 766.7                          | 19                             | NE        | 3               | C                |  |
| Marruecos y Argelia                             | Tanger                  |                      |             |           |                 |                  |                |                |                           |                     |                                |                                |           |                 |                  |  |
|   | Orán                    |                      |             |           |                 |                  |                |                |                           |                     |                                |                                |           |                 |                  |  |
|   | Laghounat               |                      |             | 11.7      | NW              | 2                | CC             |                | 16                        | 7                   |                                | 14.0                           | WSW       | 2               | N                |  |
|   | Argel                   |                      |             |           |                 |                  |                |                |                           |                     |                                |                                |           |                 |                  |  |
|   | Cap de Garde            |                      |             |           |                 |                  |                |                |                           |                     |                                |                                |           |                 |                  |  |
|   | Túnex                   |                      |             |           |                 |                  |                |                |                           |                     |                                |                                |           |                 |                  |  |
| Biskra  | 763.1                   |                      | 1.3         | NE        | 1               | CC               |                | 22             | 12                        | 763.1               | 17                             | SE                             | 1         | 8               |                  |  |

#### Radiogramas

#### Precios de suscripción

España..... Un año 18 pesetas. Un semestre 9 pesetas  
Extranjero..... Un año 30 pesetas

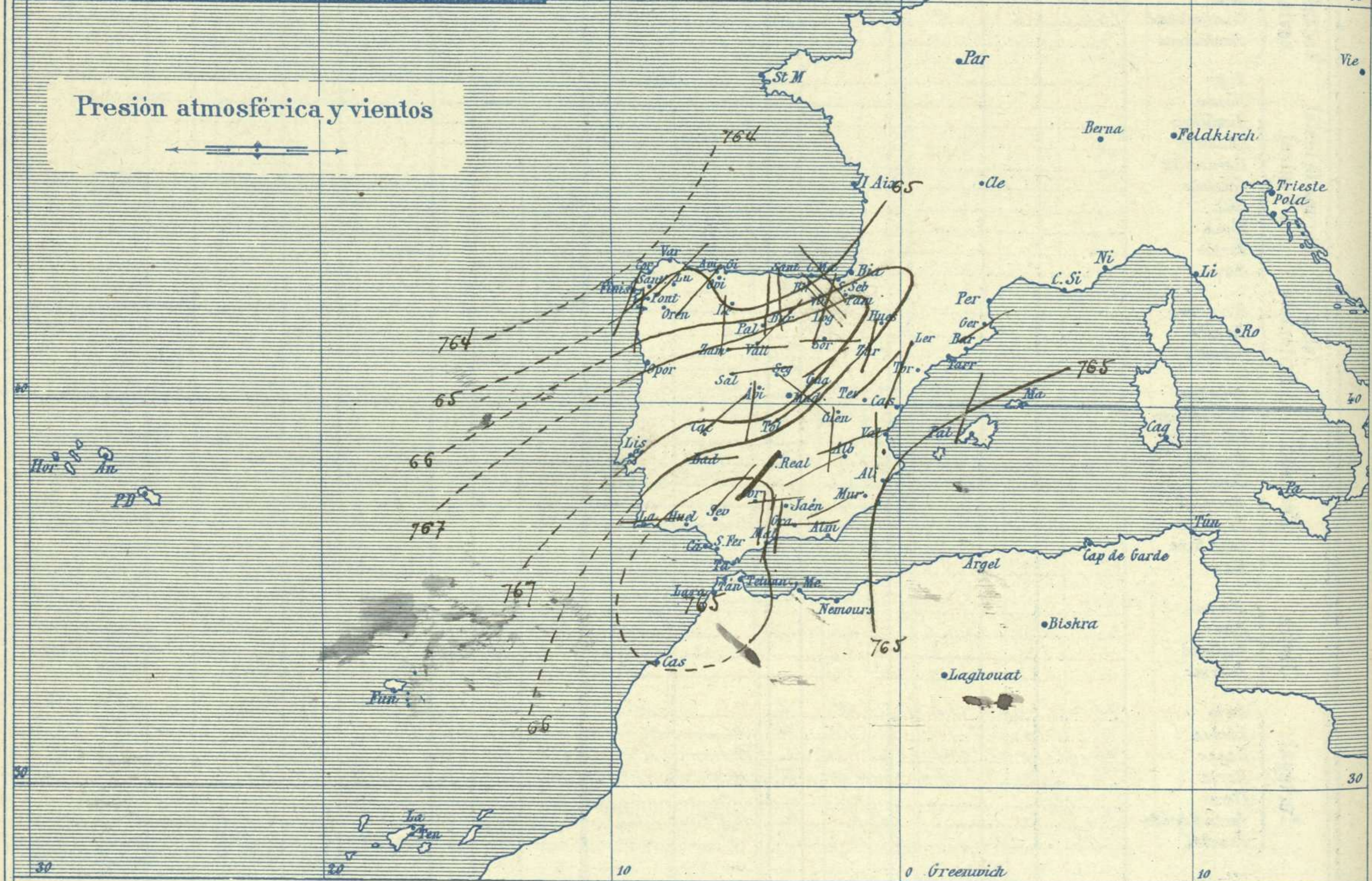
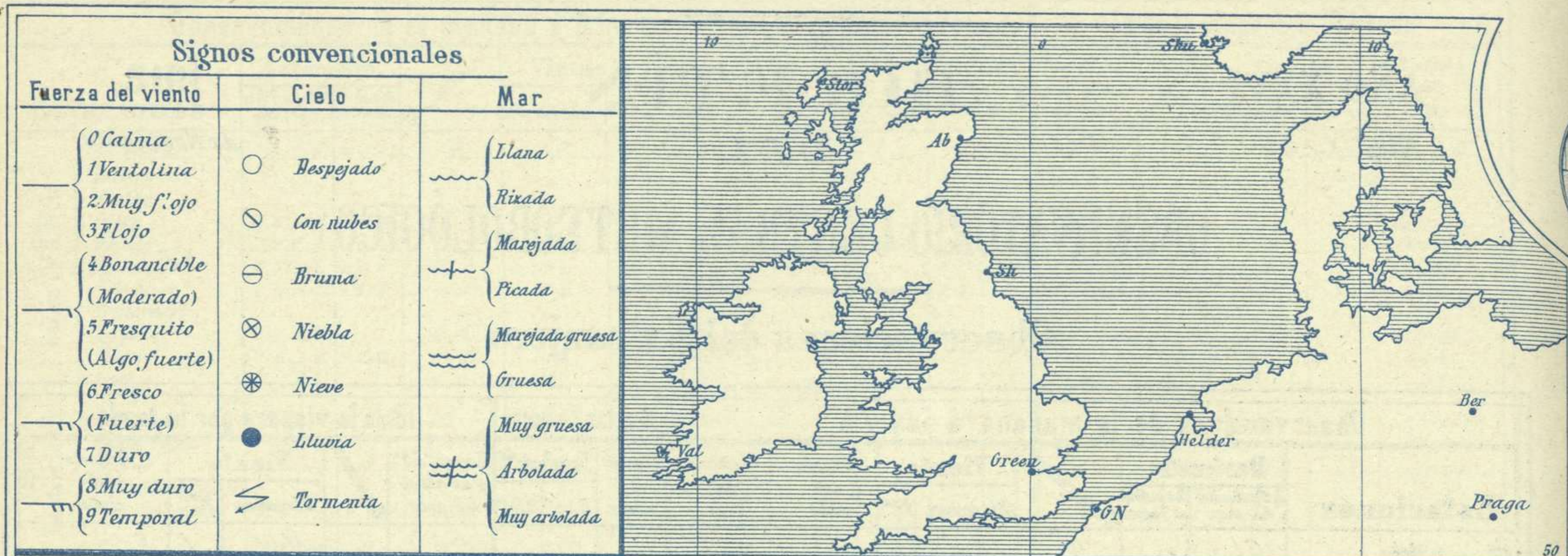
Administrador { Habilitado del material de la Dirección general del  
Instituto Geográfico y Estadístico. Madrid

#### Dirección : Adresse : Address :

Señor  
Jefe del Observatorio Central Meteorológico  
Parque del Retiro

Madrid. (ESPAÑA)

Apartado n.º 285.



Estado general

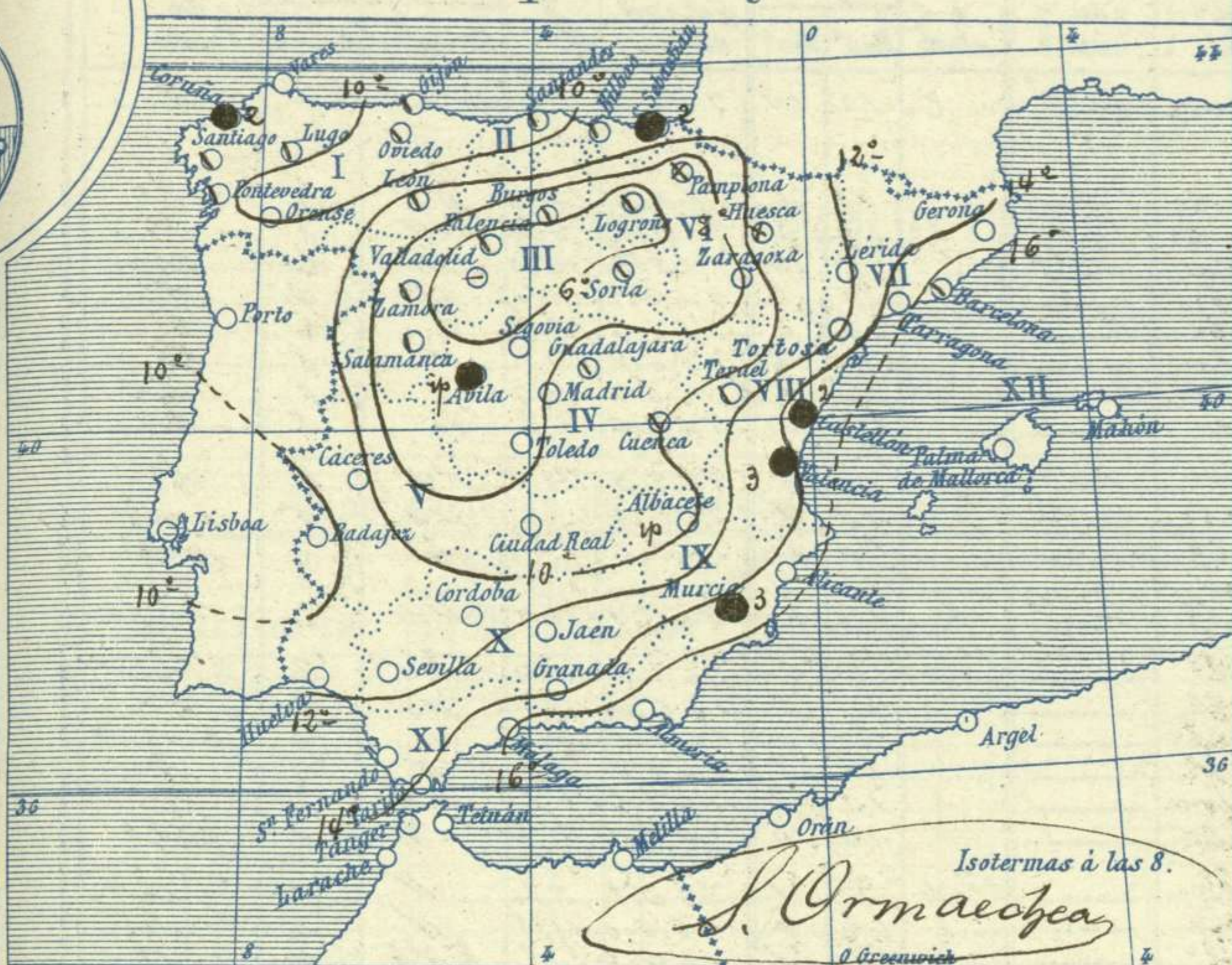
Faltan datos importantes para juzgar del estado atmosférico de hoy. Parece que una nueva perturbación atmosférica se aproxima a las islas Británicas, debido a lo cual perdió importancia el anticiclón del Atlántico y se sitúa sobre el centro de España (708 m/m). El tiempo es generalmente bueno para la península Ibérica, pero aun se registran algunas lluvias poco intensas en las comarcas levantinas. La temperatura máxima de ayer fue de 23 grados en Huelva y la mínima de hoy ha sido de 1 grado bajo cero en Palencia, Soria y Valladolid. El mar está poco agitado por el litoral español.

El Director general: Marqués de Teverga

El Ingeniero Geógrafo Jefe del Observatorio. J. Galbis

*Saura*

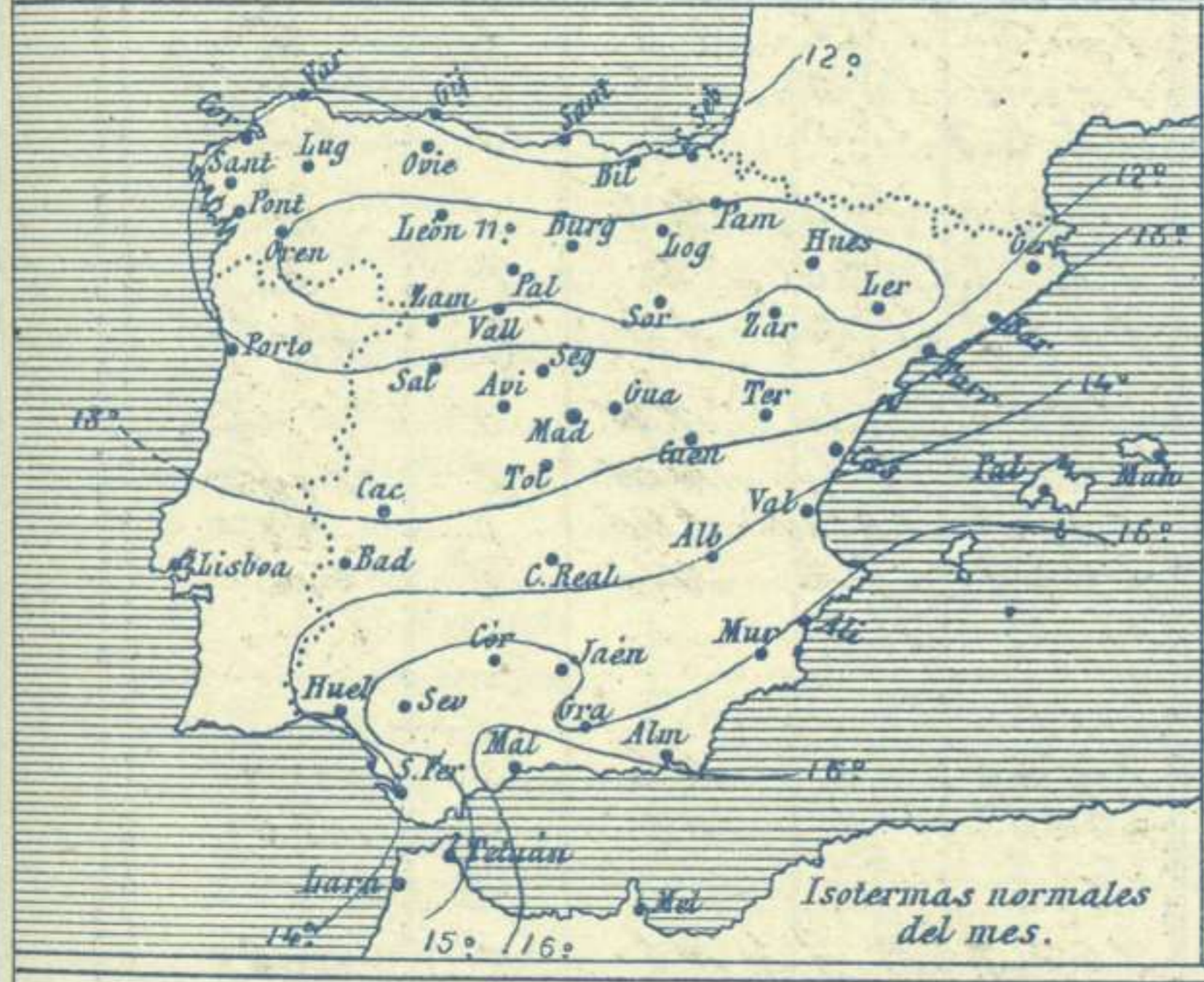
Temperaturas y Lluvias



Tiempo probable

EN LAS REGIONES

- I } Vientos flojos y moderados de la región del Oeste y tendencia a empeorar.
- II }
- III } Vientos flojos de dirección variable y tiempo inseguro.
- IV }
- V }
- VI }
- VII }
- VIII } Vientos flojos de dirección variable y buen tiempo de poca estabilidad.
- IX }
- X }
- XI }
- XII }



Los números colocados al lado de ● designan m/m de lluvia recogida.

Telegrama para las Comandancias de Marina depositado a las 12. h. 50 m

En Cantabria y Galicia tiende a empeorar el tiempo.

Observaciones de Madrid entre 12<sup>h</sup> del día 7 y 12<sup>h</sup> del día 8

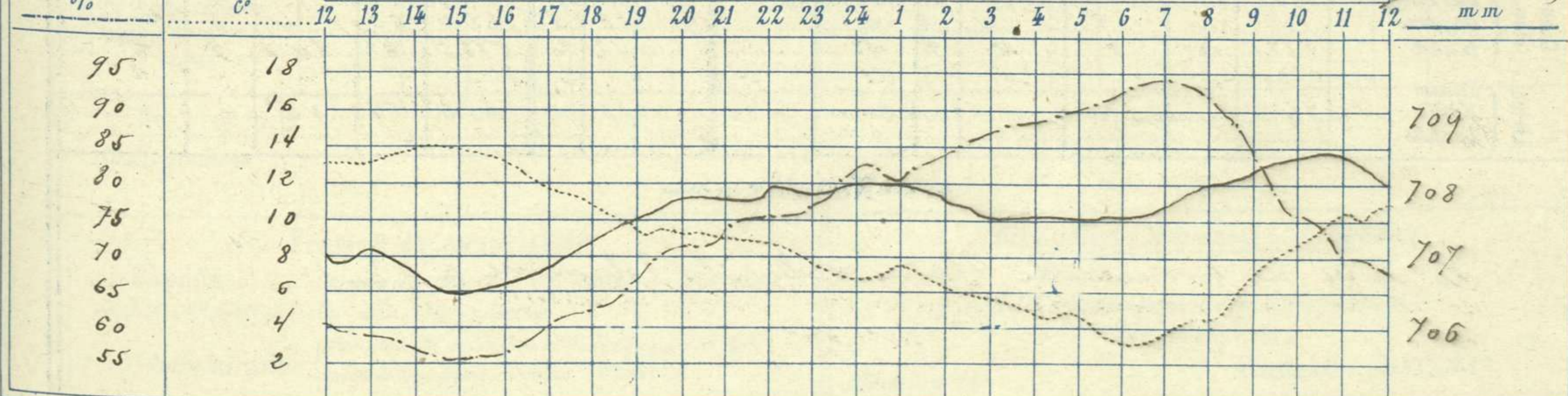
PARQUE DEL RETIRO (Altitud 667 m<sup>s</sup>)

Observaciones aerológicas

Hora 11<sup>h</sup> 1<sup>m</sup>

| Hora | Barómetro m m | Termómetro C° | Humedad % | Viento    |                       | Lluvia o Nieve | Estado del Cielo  | Notas  | Alturas | Dirección del viento | Fuerza 0 a 9 | Alturas | Dirección del viento | Fuerza 0 a 9 |
|------|---------------|---------------|-----------|-----------|-----------------------|----------------|-------------------|--|---------|----------------------|--------------|---------|----------------------|--------------|
|      |               |               |           | Dirección | F <sup>ra</sup> 0 a 9 |                |                   |  |         |                      |              |         |                      |              |
| 12   | 707.0         | 13.0          | 60        | ESE       | 1                     |                | C D <sup>do</sup> | Temp <sup>a</sup> máx <sup>a</sup> a la sombra 14.0                        | 200     | Cal                  | 1            | 3300    | N                    | 1            |
| 16   | 706.6         | 13.2          | 56        | ESE       | 1                     |                | D <sup>do</sup>   | id. mínima id. 3.1   | 250     | NNE                  | 0            | 3500    | NNE                  | 3            |
| 20   | 707.8         | 9.4           | 71        | ESE       | 2                     |                | D <sup>do</sup>   | Horas de sol despejado en el día de ayer 6 h <sup>15</sup> m <sup>15</sup> | 350     | WSW                  | 1            | 4000    | NNE                  | 5            |
| 24   | 707.0         | 6.5           | 82        | Cal       | 0                     |                | D <sup>do</sup>   |  | 450     | SW                   | 2            | 4300    | NE                   | 4            |
| 1    | 707.5         | 4.7           | 88        | NE        | 1                     |                | C D <sup>do</sup> |  | 1100    | SW                   | 2            | 5300    | NNE                  | 6            |
| 4    | 707.5         | 4.7           | 88        | NE        | 1                     |                | C D <sup>do</sup> |  | 1500    | SW                   | 2            | 6000    | NNE                  | 6            |
| 8    | 708.0         | 4.4           | 91        | Cal       | 0                     |                | C D <sup>do</sup> |  | 2000    | SW                   | 1            | 6400    | NNE                  | 7            |
| 12   | 709.0         | 10.8          | 68        | Id        | 0                     |                | C D <sup>do</sup> |  | 2500    | W                    | 1            | 7000    | N                    | 7            |
|      |               |               |           |           |                       |                |                   |  | 2700    | SW                   | 0            | 7500    | N                    | 6            |
|      |               |               |           |           |                       |                |                   |  | 3000    | NNE                  | 0            | 8300    | N                    | 7            |

DIAGRAMAS



# Observaciones de España

| Observaciones de la mañana à 8 horas |                         |                      |             |           |                 |                  |                |                |                           | Id. en las 24 horas |                                | Id. de la vispera à 16 horas |           |        |                  |         |         |
|--------------------------------------|-------------------------|----------------------|-------------|-----------|-----------------|------------------|----------------|----------------|---------------------------|---------------------|--------------------------------|------------------------------|-----------|--------|------------------|---------|---------|
| Estaciones                           | Barómetro               |                      | Temperatura | Viento    |                 | Estado del cielo | Estado del mar | Lluvia ó nieve | Temp. extr. <sup>as</sup> |                     | Barom. à 0° y al nivel del mar | Temperatura                  | Viento    |        | Estado del cielo |         |         |
|                                      | à 0° y al nivel del mar | Variación en 3 horas |             | Dirección | F <sup>ta</sup> |                  |                |                | Max. <sup>a</sup>         | Min. <sup>a</sup>   |                                |                              | Dirección | Fuera  |                  |         |         |
| Región del N.W. I.                   | La Coruña               | 76.8.3               | +0.3        | 11        | S.W.            | 1                | lluvia         | osc.           | 8                         | 15                  | 10                             | 76.5.5                       | 14        | N.W.   | 7                | osc.    |         |
|                                      | Vares                   |                      |             |           |                 |                  |                |                |                           |                     |                                |                              |           |        |                  |         |         |
|                                      | Avilés                  |                      |             |           |                 |                  |                |                |                           |                     |                                |                              |           |        |                  |         |         |
|                                      | Ojón                    | 76.4.6               | 0.0         | 8.4       | S.W.            | 2                | c. nub.        |                |                           | 13                  | 6                              | 76.6.4                       | 12.0      | N.E.   | 2                | c. nub. |         |
|                                      | Oviedo                  | 76.3.7               |             | 9.4       | osc.            | 0                | c. nub.        |                |                           | 13                  | 3                              | 76.6.5                       | 10.6      | S.W.   | 1                | osc.    |         |
|                                      | Finisterre              | 76.3.2               | +0.2        | 12.2      | S               | 5                | osc.           | osc.           | 2                         | 15                  | 10                             | 76.6.7                       | 15.0      | N      | 2                | c. nub. |         |
|                                      | Santiago                | 76.5.1               | +0.2        | 9.1       | S.W.            | 2                | c. nub.        |                |                           | 15                  | 1                              | 76.6.9                       | 15.4      | N.E.   | 0                | osc.    |         |
|                                      | Pontevedra              | 76.5.4               | +0.2        | 10.4      | S               | 2                | c. nub.        |                |                           | 13                  | 2                              | 76.6.2                       | 15.2      | S      | 2                | osc.    |         |
|                                      | Lugo                    | 76.5.0               |             | 8.6       | N.E.            | 2                | c. nub.        |                |                           | 14                  | 4                              | 76.6.2                       | 14.1      | N      | 1                | osc.    |         |
| Orense                               | 76.8.6                  | 0.0                  | 5.5         | S         | 1               | c. nub.          |                |                | 12                        | 2                   | 76.6.6                         | 15.0                         | N         | 1      | c. nub.          |         |         |
| León                                 | 76.2.1                  |                      | 5.0         | S         | 1               | c. nub.          |                |                | 12                        | 0                   | 76.7.6                         | 7.7                          | S         | 1      | osc.             |         |         |
| Región Cantábrica II                 | Santander               | 76.6.4               | +0.1        | 9.7       | S               | 1                | c. nub.        | osc.           |                           | 14                  | 6                              | 76.2.0                       | 14.6      | N.W.   | 2                | osc.    |         |
|                                      | Punta Galea             | 76.2.9               |             | 10.6      | S.E.            | 2                | c. nub.        | osc.           |                           | 15                  | 7                              | 76.5.6                       | 14.8      | N.W.   | 5                | c. nub. |         |
|                                      | Bilbao                  | 76.3.2               | +0.2        | 11        | S.E.            | 1                | c. nub.        |                |                           | 14                  | 6                              | 76.7.1                       | 13        | N      | 2                | c. nub. |         |
|                                      | Cabo Machichaco         |                      |             |           |                 |                  |                |                |                           |                     |                                |                              |           |        |                  |         |         |
|                                      | San Sebastián           | 76.4.0               | +0.4        | 11.2      | S.W.            | 1                | c. nub.        | osc.           | 2                         | 14                  | 6                              | 76.7.1                       | 13.0      | N.W.   | 2                | c. nub. |         |
| Región del Duero III                 | Zamora                  | 76.7.1               |             | 4.8       | S               | 5                | c. nub.        |                |                           | 11                  | 0                              | 76.7.9                       | 10.4      | S      | 6                | c. nub. |         |
|                                      | Palencia                | 76.9.1               | 0.0         | 1.0       | N.E.            | 0                | c. nub.        |                |                           | 9                   | -1                             | 76.6.6                       | 8.3       | N.E.   | 2                | osc.    |         |
|                                      | Burgos                  | 76.7.2               | 0.0         | 1.3       | N               | 0                | c. nub.        |                |                           | 9                   | 0                              | 76.6.4                       | 8.8       | N      | 0                | c. nub. |         |
|                                      | Soria                   | 76.2.6               | +0.1        | 2.0       | N               | 0                | c. nub.        |                |                           | 10                  | -1                             | 76.5.3                       | 8.0       | N      | 4                | osc.    |         |
|                                      | Valladolid              | 76.9.4               | 0.0         | 0.0       | N.E.            | 1                | osc.           |                |                           | 10                  | -1                             | 76.2.2                       | 9.2       | N.E.   | 1                | osc.    |         |
|                                      | Salamanca               | 76.5.2               | +0.2        | 1.2       | S               | 2                | c. nub.        |                |                           | 10                  | 0                              | 76.5.3                       | 8.0       | S      | 2                | c. nub. |         |
| Región Central IV                    | Ávila                   | 76.7.1               |             | 1.5       | S.W.            | 0                | c. nub.        |                | osc.                      | 5                   | -1                             | 76.6.7                       | 5.4       | N      | 1                | c. nub. |         |
|                                      | Segovia                 | 76.7.7               | 0.0         | 2.0       | S.W.            | 1                | c. nub.        |                |                           | 12                  | 0                              | 76.6.0                       | 11.0      | N      | 0                | c. nub. |         |
|                                      | Madrid                  | 76.7.2               | +0.2        | 4.4       | S.W.            | 3                | c. nub.        |                |                           | 14                  | 2                              | 76.4.2                       | 12.2      | S.W.   | 1                | c. nub. |         |
|                                      | Toledo                  | 76.7.6               | +0.2        | 4.0       | N.E.            | 1                | osc.           |                |                           | 14                  | 3                              | 76.4.2                       | 14.0      | N.E.   | 2                | osc.    |         |
|                                      | Guadalajara             | 76.7.3               | +0.2        | 4.2       | N.E.            | 0                | c. nub.        |                |                           | 13                  | 2                              | 76.3.9                       | 13.0      | N.E.   | 2                | c. nub. |         |
|                                      | Cuenca                  | 76.4.7               | +0.2        | 6.5       | S               | 2                | c. nub.        |                |                           | 14                  | 1                              | 76.2.8                       | 11.0      | S      | 1                | c. nub. |         |
| Extrem. Mancha V                     | Cáceres                 | 76.6.4               |             | 7.8       | N.E.            | 0                | c. nub.        |                |                           | 16                  | 0                              | 76.4.0                       | 15.4      | N.E.   | 2                | osc.    |         |
|                                      | Badajoz                 | 76.6.0               | +0.4        | 7.8       | S               | 1                | osc.           |                |                           | 19                  | 2                              | 76.3.8                       | 18.4      | S      | 1                | osc.    |         |
|                                      | Ciudad Real             | 76.5.0               | +1.0        | 5.0       | S.W.            | 1                | osc.           |                |                           | 14                  | 4                              | 76.3.2                       | 11.4      | N.E.   | 4                | c. nub. |         |
| Alto Ebro VI                         | Logroño                 | 76.6.7               |             | 2.0       | N               | 0                | c. nub.        |                |                           | 14                  | 2                              | 76.7.2                       | 11.4      | N.W.   | 0                | c. nub. |         |
|                                      | Pamplona                | 76.6.9               |             | 4.0       | N.W.            | 0                | c. nub.        |                | osc.                      | 11                  | 2                              | 76.5.9                       | 9.2       | N.W.   | 2                | c. nub. |         |
|                                      | Huesca                  | 76.6.2               | +0.2        | 2.0       | S.W.            | 0                | c. nub.        |                |                           | 13                  | 6                              | 76.3.7                       | 16.3      | S.W.   | 1                | osc.    |         |
|                                      | Baragosa                | 76.6.3               | 0.0         | 6.6       | N               | 0                | osc.           |                |                           | 17                  | 4                              | 76.7.9                       | 12.6      | N.W.   | 3                | c. nub. |         |
| Cataluña VII                         | Lérida                  | 76.5.0               | 0.0         | 12.2      | N.E.            | 0                | c. nub.        |                |                           | 2                   | 16                             | 11                           | 76.2.6    | 15.1   | N.E.             | 2       | osc.    |
|                                      | Gerona                  |                      |             |           |                 |                  |                |                |                           |                     |                                |                              |           |        |                  |         |         |
|                                      | Barcelona               | 76.5.1               | +0.2        | 1.7       | N.E.            | 0                | c. nub.        | osc.           |                           | 2                   | 10                             | 76.4.0                       | 1.6       | N.E.   | 5                | c. nub. |         |
|                                      | Tarragona               | 76.5.2               |             | 14.0      | N               | 0                | c. nub.        | osc.           |                           | 8                   | 19                             | 13                           | 76.2.5    | 12.2   | N.W.             | 2       | osc.    |
| Tortosa                              | 76.6.1                  | +0.3                 | 12.2        | N         | 2               | c. nub.          | osc.           | osc.           | 17                        | 11                  | 76.3.7                         | 15.6                         | N.W.      | 2      | osc.             |         |         |
| Levante VIII                         | Teruel                  | 76.2.9               |             | 5.2       | N.E.            | 0                | c. nub.        |                |                           | 9                   | 2                              | 76.2.7                       | 9.0       | N.E.   | 0                | c. nub. |         |
|                                      | Castellón               | 76.4.1               | +0.4        | 14.6      | N.N.E.          | 0                | c. nub.        | osc.           |                           | 4                   | 19                             | 13                           | 76.0.4    | 15.4   | S.W.             | 1       | c. nub. |
|                                      | Valencia                | 76.4.7               |             | 13.2      | S.W.            | 1                | c. nub.        |                |                           | 3                   | 19                             | 9                            | 76.3.7    | 17.0   | S.W.             | 1       | c. nub. |
| Región del SE IX                     | Albacete                | 76.7.7               | +0.5        | 7.8       | S.W.            | 0                | osc.           |                | osc.                      | 7.5                 | 5                              | 76.2.9                       | 12.2      | S      | 0                | c. nub. |         |
|                                      | Alicante                | 76.4.6               | +0.6        | 1.4       | N.W.            | 0                | osc.           | osc.           |                           | 19                  | 13                             | 76.2.9                       | 1.7       | S.W.   | 2                | c. nub. |         |
|                                      | Murcia                  | 76.5.5               |             | 14.0      | S.W.            | 1                | c. nub.        |                |                           | 3                   | 17                             | 12                           | 76.2.0    | 16.5   | N.E.             | 3       | c. nub. |
| Cuena del Guadalquivir X             | Sevilla                 | 76.4.9               |             | 11.4      | N.E.            | 2                | osc.           |                |                           | 2.0                 | 9                              | 76.2.0                       | 20.2      | N.E.   | 2                | c. nub. |         |
|                                      | Córdoba                 | 76.5.0               | +0.5        | 9.4       | S               | 1                | osc.           |                |                           | 2.0                 | 8                              | 76.1.9                       | 19.4      | S      | 2                | c. nub. |         |
|                                      | Jáen                    | 76.5.6               |             | 11.4      | S               | 0                | osc.           |                |                           | 1.5                 | 9                              | 76.3.1                       | 15.4      | N.W.   | 0                | c. nub. |         |
|                                      | Granada                 | 76.5.9               |             | 9.6       | S               | 1                | osc.           |                |                           | 1.6                 | 7                              | 76.2.1                       | 15.6      | S.W.   | 0                | c. nub. |         |
|                                      |                         |                      |             |           |                 |                  |                |                |                           |                     |                                |                              |           |        |                  |         |         |
| Costa del Sur XI                     | Huelva                  | 76.4.0               |             | 11.7      | N               | 0                | osc.           | osc.           |                           | 2.3                 | 7                              | 76.0.7                       | 21.2      | S      | 2                | c. nub. |         |
|                                      | San Fernando            | 76.4.7               | +0.7        | 13.0      | N.E.            | 2                | c. nub.        | osc.           |                           | 2.0                 | 12                             | 76.2.5                       | 13        | S.N.E. | 2                | osc.    |         |
|                                      | Tarifa                  | 76.0.2               | +0.2        | 15.2      | S               | 2                | c. nub.        | osc.           |                           | 17                  | 13                             | 76.0.7                       | 16.5      | S      | 3                | c. nub. |         |
|                                      | Málaga                  | 76.1.4               | +0.6        | 1.6       | N               | 1                | c. nub.        | osc.           |                           | 1.9                 | 14                             | 76.2.8                       | 1.8       | S      | 1                | c. nub. |         |
|                                      | Almería                 | 76.0.2               |             | 17.2      | N               | 0                | c. nub.        | osc.           |                           | 2.0                 | 15                             | 76.3.3                       | 17.4      | N      | 0                | osc.    |         |
| Balears XII                          | Palma                   | 76.5.2               | 0.0         | 1.3       | N.N.E.          | 3                | osc.           | osc.           |                           | 1.8                 | 11                             | 76.3.2                       | 1.6       | N      | 0                | c. nub. |         |
|                                      | Mahón                   | 76.4.5               | +0.3        | 1.5       | S               | 1                | osc.           | osc.           |                           | 1.9                 | 12                             | 76.3.3                       | 1.7       | S      | 1                | c. nub. |         |
|                                      |                         |                      |             |           |                 |                  |                |                |                           |                     |                                |                              |           |        |                  |         |         |
| Canarias XIII                        | Las Palmas              | 76.2.7               | 0.0         | 19.2      | N               | 3                | c. nub.        | osc.           |                           | 21                  | 19                             | 76.4.7                       | 19.4      | N      | 2                | c. nub. |         |
|                                      | Laguna                  | 76.2.2               | +1.0        | 12.4      | N.N.W.          | 2                | N              |                | osc.                      | 17                  | 13                             | 76.5.0                       | 15.0      | N      | 5                | c. nub. |         |
|                                      | Ixaña                   | 57.7.5               | +0.1        | 9         | N               | 9                | osc.           |                |                           | 12                  | 4                              | 57.8.5                       | 6         | N.N.W. | 9                | osc.    |         |
| Africa                               | Tetuan                  |                      |             |           |                 |                  |                |                |                           |                     |                                |                              |           |        |                  |         |         |
|                                      | Melilla                 | 76.7.2               |             | 15.2      | S               | 0                | c. nub.        | osc.           |                           | 17                  | 10                             | 76.5.4                       | 15.2      | N.W.   | 0                | N       |         |
| Larache                              |                         |                      |             |           |                 |                  |                |                |                           |                     |                                |                              |           |        |                  |         |         |

## Noticias

Los datos de presión de Francia reducidos solamente à 0°