

# DIRECCIÓN GENERAL DEL INSTITUTO GEOGRÁFICO Y ESTADÍSTICO

AÑO XXIV

## BOLETÍN

1916

Núm. 297

DEL

25 de Octubre

## OBSERVATORIO CENTRAL METEOROLÓGICO

### Observaciones del Extranjero

| Observaciones de la mañana á las 7 <sup>h</sup> |                         |                      |             |           |                   |                  |                   |                   |                           | Id. en las 24 horas |                                |             | Id. de la vispera por la tarde |                 |                   |                      |
|---|-------------------------|----------------------|-------------|-----------|-------------------|------------------|-------------------|-------------------|---------------------------|---------------------|--------------------------------|-------------|--------------------------------|-----------------|-------------------|----------------------|
| Estaciones                                      | Barómetro               |                      | Temperatura | Viento    |                   | Estado del cielo | Estado del mar    | Lluvia ó nieve    | Temp. extr. <sup>as</sup> |                     | Barom. á 0° y al nivel del mar | Temperatura | Viento                         |                 | Estado del cielo  |                      |
|   | á 0° y al nivel del mar | Variación en 3 horas |             | Dirección | F <sup>va</sup>   |                  |                   |                   | Max. <sup>a</sup>         | Min. <sup>a</sup>   |                                |             | Dirección                      | F <sup>va</sup> |                   |                      |
| Escandinavia                                    | Bodo                    | 757.5                | -1.5        | -2        | S                 | 6                | Humo              | Niv. <sup>a</sup> | 6                         | -2                  | 762.5                          | 2           | S                              | 2               | S                 |                      |
|   | Cristiansund            | 762.5                | 0.0         | 7         | Cal. <sup>o</sup> | 0                | emb. <sup>o</sup> | Niv. <sup>a</sup> | 5                         | 8                   | 762.5                          | 5           | Cal. <sup>o</sup>              | 0               | emb. <sup>o</sup> |                      |
|   | Skudesnoes              |                      |             |           |                   |                  |                   |                   |                           |                     |                                |             |                                |                 |                   |                      |
| Europa Oriental y Central                       | Riga                    |                      |             |           |                   |                  |                   |                   |                           |                     |                                |             |                                |                 |                   |                      |
|   | Moscou                  |                      |             |           |                   |                  |                   |                   |                           |                     |                                |             |                                |                 |                   |                      |
|   | Nicolaiew               |                      |             |           |                   |                  |                   |                   |                           |                     |                                |             |                                |                 |                   |                      |
|   | Feldkirch               |                      |             |           |                   |                  |                   |                   |                           |                     |                                |             |                                |                 |                   |                      |
|   | Czernovitz              |                      |             |           |                   |                  |                   |                   |                           |                     |                                |             |                                |                 |                   |                      |
|   | Cracovia                |                      |             |           |                   |                  |                   |                   |                           |                     |                                |             |                                |                 |                   |                      |
|   | Pola                    |                      |             |           |                   |                  |                   |                   |                           |                     |                                |             |                                |                 |                   |                      |
|   | Viena                   |                      |             |           |                   |                  |                   |                   |                           |                     |                                |             |                                |                 |                   |                      |
| Berlin  |                         |                      |             |           |                   |                  |                   |                   |                           |                     |                                |             |                                |                 |                   |                      |
| Berna   |                         |                      |             |           |                   |                  |                   |                   |                           |                     |                                |             |                                |                 |                   |                      |
| Islas Británicas                                | Stornoway               |                      |             |           |                   |                  |                   |                   |                           |                     |                                |             |                                |                 |                   |                      |
|   | Shields                 |                      |             |           |                   |                  |                   |                   |                           |                     |                                |             |                                |                 |                   |                      |
|   | Valentia                |                      |             |           |                   |                  |                   |                   |                           |                     |                                |             |                                |                 |                   |                      |
| Francia   | Gris Nez                |                      |             |           |                   |                  |                   |                   |                           |                     |                                |             |                                |                 |                   |                      |
|   | St. Mathieu             |                      |             |           |                   |                  |                   |                   |                           |                     |                                |             |                                |                 |                   |                      |
|   | Isla de Aix             |                      |             |           |                   |                  |                   |                   |                           |                     |                                |             |                                |                 |                   |                      |
|   | Biarritz                |                      |             |           |                   |                  |                   |                   |                           |                     |                                |             |                                |                 |                   |                      |
|   | Paris                   |                      |             |           |                   |                  |                   |                   |                           |                     |                                |             |                                |                 |                   |                      |
|   | Clermont                |                      |             |           |                   |                  |                   |                   |                           |                     |                                |             |                                |                 |                   |                      |
|   | Perpiñán                |                      |             |           |                   |                  |                   |                   |                           |                     |                                |             |                                |                 |                   |                      |
| Cabo Sicié                                      |                         |                      |             |           |                   |                  |                   |                   |                           |                     |                                |             |                                |                 |                   |                      |
| Niza  |                         |                      |             |           |                   |                  |                   |                   |                           |                     |                                |             |                                |                 |                   |                      |
| Italia  | Liorna                  |                      |             |           |                   |                  |                   |                   |                           |                     |                                |             |                                |                 |                   |                      |
|   | Roma                    |                      |             |           |                   |                  |                   |                   |                           |                     |                                |             |                                |                 |                   |                      |
|   | Cagliari                |                      |             |           |                   |                  |                   |                   |                           |                     |                                |             |                                |                 |                   |                      |
|   | Palermo                 |                      |             |           |                   |                  |                   |                   |                           |                     |                                |             |                                |                 |                   |                      |
| Portugal  | Porto                   | 764.7                | +0.2        | 8.7       | S.S.E.            | 4                | Humo              | Niv. <sup>a</sup> | 2                         | 16                  | 6                              | 764.5       | 10.7                           | S               | 2                 | S                    |
|   | Lisboa                  | 762.4                | +0.1        | 15        | Cal. <sup>o</sup> | 0                | emb. <sup>o</sup> | Niv. <sup>a</sup> | 2                         | 17                  | 13                             | 762.2       | 16                             | N.N.W.          | 2                 | S.S.E.               |
|   | Lagos                   | 764.1                | 0.0         | 11.0      | Cal. <sup>o</sup> | 0                | emb. <sup>o</sup> | Niv. <sup>a</sup> | 2                         | 22                  | 10                             | 762.2       | 17                             | N               | 2                 | S.S.E.               |
|   | Horta                   | 762.8                | +0.6        | 12.2      | N                 | 4                | Humo              | Niv. <sup>a</sup> | 2                         | 20                  | 14                             | 766.3       | 17.8                           | N               | 4                 | S. emb. <sup>o</sup> |
|   | Flores                  |                      |             |           |                   |                  |                   |                   |                           |                     |                                |             |                                |                 |                   |                      |
|   | Punta Delgada           | 762.5                | +0.2        | 17.3      | N                 | 4                | emb. <sup>o</sup> | Niv. <sup>a</sup> | 4                         | 19                  | 14                             | 763.1       | 17.9                           | N               | 6                 | Humo                 |
|   | Funchal                 | 764.8                | +0.1        | 17        | N                 | 2                | S                 | Niv. <sup>a</sup> | 6                         | 22                  | 17                             | 762.9       | 22                             | N               | 2                 | emb. <sup>o</sup>    |
| Marruecos y Argelia                             | Tánger                  |                      |             |           |                   |                  |                   |                   |                           |                     |                                |             |                                |                 |                   |                      |
|   | Orán                    |                      |             |           |                   |                  |                   |                   |                           |                     |                                |             |                                |                 |                   |                      |
|   | Laghounat               |                      |             |           |                   |                  |                   |                   |                           |                     |                                |             |                                |                 |                   |                      |
|   | Argel                   |                      |             |           |                   |                  |                   |                   |                           |                     |                                |             |                                |                 |                   |                      |
|   | Cap de Garde            |                      |             |           |                   |                  |                   |                   |                           |                     |                                |             |                                |                 |                   |                      |
|   | Túnex                   |                      |             |           |                   |                  |                   |                   |                           |                     |                                |             |                                |                 |                   |                      |
| Biskra  |                         |                      |             |           |                   |                  |                   |                   |                           |                     |                                |             |                                |                 |                   |                      |

### Radiogramas

#### Precios de suscripción

Un año...18...pesetas. Un semestre...9...pesetas.

Administrador

(Habilitado del material de la Dirección general del Instituto Geográfico y Estadístico. Madrid)

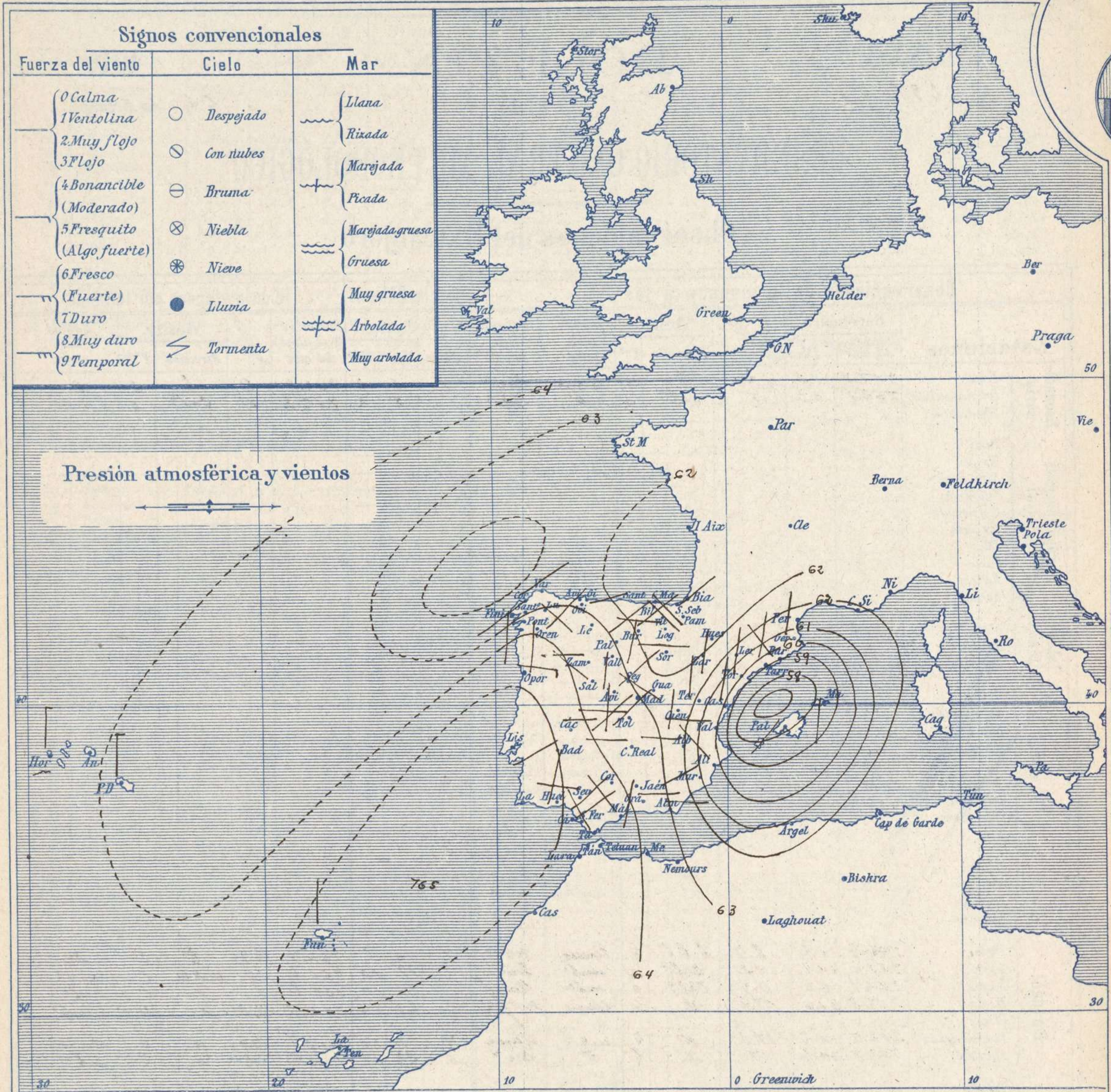
#### Dirección : Adresse : Address :

Señor

Jefe del Observatorio Central Meteorológico  
Parque del Retiro

Madrid. (ESPAÑA)

Apartado n.º 285.



**Estado general**

En el mar Balear se halla el centro de una borrasca de alguna importancia (757 m/m) cuyo influjo se aprecia bien por todo el litoral de Cataluña y Valencia en el cual las lluvias fueron copiosas (Barcelona 30 m/m, Gerona y Zaragoza 28 m/m); tambien en el centro de España se observan ligeras lluvias, tan escasas que puede decirse que continúa el buen tiempo.

La temperatura máxima de ayer fue de 24 grados en Barcelona y Albacete y la mínima de hoy ha sido de 2 grados en León.

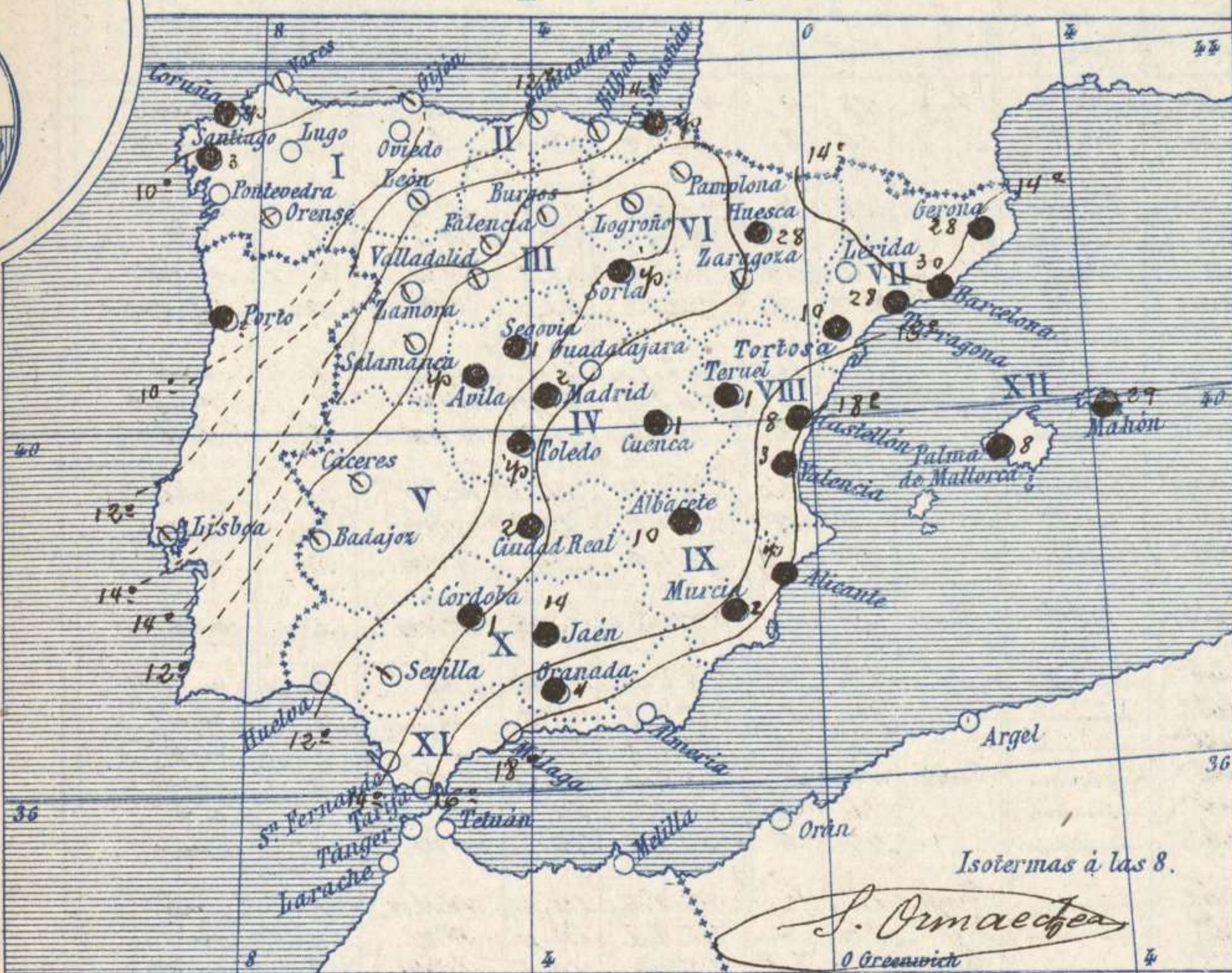
Las presiones altas residen al S.W. de la península Ibérica

*J. Galbis*

El Director general: Marqués de Teverga

El Ingeniero Geógrafo Jefe del Observatorio. J. Galbis

Temperaturas y Lluvias



Tiempo probable

EN LAS REGIONES

- I } Vientos flojos o moderados de dirección variable y tiempo de lluvias.
- II }
- III }
- IV } Vientos flojos de dirección variable y tiempo inseguro.
- V }
- VI }
- VII }
- VIII }
- IX } Vientos moderados a flojos de la región del Sur y tiempo de chubascos.
- X }
- XI }
- XII }

Los números colocados al lado de ● designan m/m de lluvia recogida.

Telegrama para las Comandancias de Marina depositado a las 12... h. 5... m

Es probable que empeore el tiempo en el Cantábrico y que se mantenga el mal tiempo en el Mediterráneo.

Observaciones de Madrid entre 12<sup>h</sup> del día 22 y 12<sup>h</sup> del día 23...

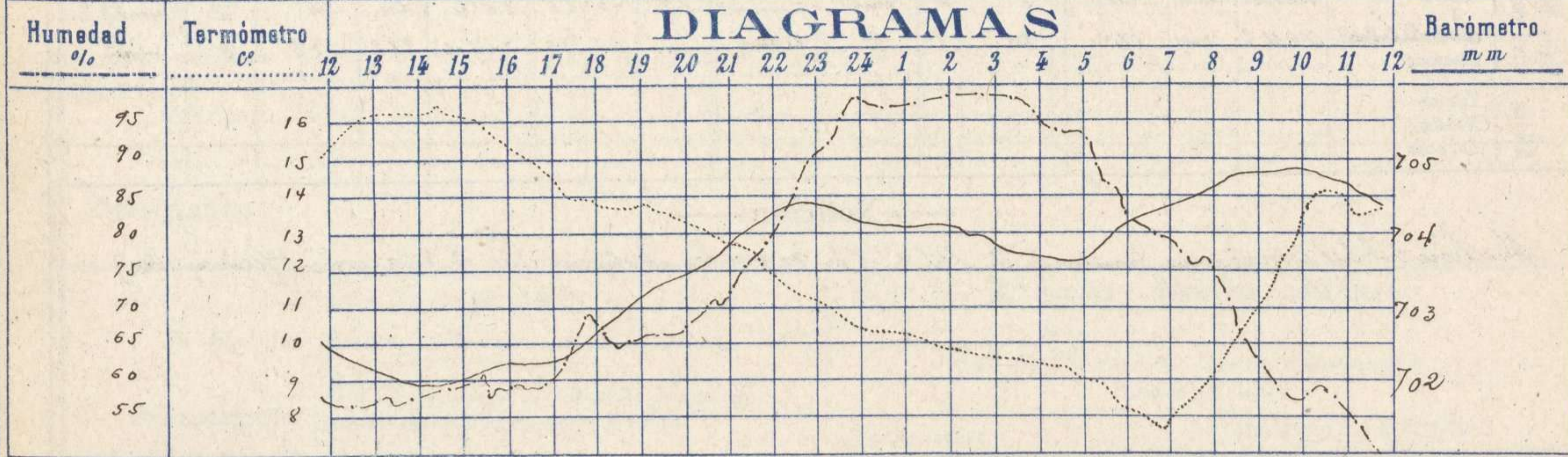
PARQUE DEL RETIRO (Altitud 667 m.)

Observaciones aerológicas

Hora.....

| Hora | Barómetro<br>m m | Termómetro<br>C° | Humedad<br>% | Viento    |                       | Lluvia<br>Nieve | Estado<br>del<br>Cielo | Notas                            | Alturas | Dirección<br>del viento | Fuerza<br>0 a 9 | Alturas | Dirección<br>del viento | Fuerza<br>0 a 9 |
|------|------------------|------------------|--------------|-----------|-----------------------|-----------------|------------------------|----------------------------------|---------|-------------------------|-----------------|---------|-------------------------|-----------------|
|      |                  |                  |              | Dirección | F <sup>ra</sup> 0 a 9 |                 |                        |                                  |         |                         |                 |         |                         |                 |
| 12   | 703.5            | 15.0             | 58           | S.E.      | 1                     |                 | c. cub.                | Temp. máx. a la sombra 16.4      |         |                         |                 |         |                         |                 |
| 16   | 703.2            | 15.5             | 59           | S.W.      | 2                     |                 | cub.                   | Tem. mínima 13.8                 |         |                         |                 |         |                         |                 |
| 20   | 703.4            | 13.4             | 66           | W.S.W.    | 1                     |                 | Fd.                    | Horas de Sol despejado en el día |         |                         |                 |         |                         |                 |
| 24   | 704.2            | 10.6             | 98           | S.        | 1                     | g. lla.         | Fd.                    | de ayer 2 h. 2. 5. m. 8.         |         |                         |                 |         |                         |                 |
| 4    | 703.7            | 9.6              | 97           | S.        | 1                     |                 | c. cub.                |                                  |         |                         |                 |         |                         |                 |
| 8    | 704.6            | 9.0              | 77           | S.W.      | 0                     |                 | c. d. n.               |                                  |         |                         |                 |         |                         |                 |
| 12   | 704.4            | 13.7             | 49           | W.S.W.    | 3                     |                 | Nub.                   |                                  |         |                         |                 |         |                         |                 |

DIAGRAMAS



# Observaciones de España

| Observaciones de la mañana á 8 horas |                         |                      |             |           |                 |                  |                | Id. en las 24 horas |                        |                   | Id. de la vispera á 16 horas              |             |           |        |                  |         |         |
|--------------------------------------|-------------------------|----------------------|-------------|-----------|-----------------|------------------|----------------|---------------------|------------------------|-------------------|---|-------------|-----------|--------|------------------|---------|---------|
| Estaciones                           | Barómetro               |                      | Temperatura | Viento    |                 | Estado del cielo | Estado del mar | Lluvia ó nieve      | Temp. <sup>extr.</sup> |                   | Barom. <sup>á 0° y al nivel del mar</sup> | Temperatura | Viento    |        | Estado del cielo |         |         |
|                                      | á 0° y al nivel del mar | Variación en 3 horas |             | Dirección | F <sup>za</sup> |                  |                |                     | Mar. <sup>a</sup>      | Min. <sup>a</sup> |   |             | Dirección | Fuerza |                  |         |         |
| Región del N.W. I.                   | Ia Coruña               | 761.9                | +0.3        | 11        | N.E.            | 2                | c. nub.        | M. Ua               | Sup                    | 16                | 9   | 762.0       | 14        | W      | 3                | c. nub. |         |
|                                      | Vares                   | 760.6                | 0.0         | 9.4       | SW              | 3                | c. nub.        | M. Ua               |                        | 16                | 8   | 759.9       | 14.2      | S      | 2                | c. nub. |         |
|                                      | Avilés                  |                      |             |           |                 |                  |                |                     |                        |                   |   |             |           |        |                  |         |         |
|                                      | Gijón                   | 762.1                |             | 9.4       | SW              | 2                | c. nub.        | llana               |                        | 16                | 4   | 759.8       | 15.8      | N.E.   | 2                | c. nub. |         |
|                                      | Oviedo                  | 762.1                |             | 8.4       | SW              | 0                | S.             |                     |                        | 16                | 7   | 759.1       | 15.0      | N.E.   | 1                | S.      |         |
|                                      | Finisterre              | 761.9                | 0.0         | 11.8      | S               | 3                | c. nub.        | M. da               |                        | 12                | 18  | 761.5       | 17.8      | N.W.   | 2                | c. nub. |         |
|                                      | Santiago                | 764.1                | -0.2        | 7.1       | SW              | 0                | llana          |                     |                        | 2                 | 15  | 6           | 762.1     | 11.0   | SW               | 0       | llana   |
|                                      | Pontevedra              |                      |             |           |                 |                  |                |                     |                        |                   |   |             |           |        |                  |         |         |
|                                      | Lugo                    | 762.6                |             | 5.7       | S.E.            | 2                | S.             |                     |                        | 11                | 4   | 762.1       | 11.1      | W      | 1                | c. nub. |         |
|                                      | Orense                  | 765.5                | 0.0         | 7.0       | S               | 1                | nubla          |                     |                        | 20                | 5   | 763.1       | 13.5      | N.W.   | 1                | c. nub. |         |
| León                                 | 760.8                   |                      | 9.0         | N.W.      | 1               | c. nub.          |                |                     | 12                     | 2                 | 757.6                                     | 11.7        | N.W.      | 3      | c. nub.          |         |         |
| Región Cantábrica II                 | Santander               | 761.0                |             | 11.4      | N.W.            | 0                | c. nub.        | llana               |                        | 16                | 10  | 760.7       | 15.0      | N.W.   | 2                | c. nub. |         |
|                                      | Punta Galea             | 762.5                | -0.3        | 11.6      | S.E.            | 3                | c. nub.        | M. da               |                        | 15                | 11  | 759.5       | 15.4      | N.W.   | 4                | c. nub. |         |
|                                      | Bilbao                  | 760.9                | -0.2        | 1.8       | S.E.            | 0                | c. nub.        |                     |                        | 16                | 10  | 761.0       | 14        | N.W.   | 0                | c. nub. |         |
|                                      | Cabo Machichaco         |                      |             |           |                 |                  |                |                     |                        |                   |   |             |           |        |                  |         |         |
|                                      | San Sebastián           | 761.0                | -0.5        | 15.0      | SW              | 1                | c. nub.        | M. da               | Sup                    | 18                | 11  | 761.2       | 16.2      | N.W.   | 5                | c. nub. |         |
| Región del Duero III                 | Zamora                  | 762.9                | +1.0        | 8.6       | W               | 1                | c. nub.        |                     |                        | 15                | 4   | 760.2       | 14.1      | W      | 2                | c. nub. |         |
|                                      | Palencia                | 762.5                | 0.0         | 11.0      | N.E.            | 2                | c. nub.        |                     |                        | 14                | 5   | 758.8       | 13.5      | S      | 1                | c. nub. |         |
|                                      | Burgos                  | 761.6                | 0.0         | 7.6       | S               | 0                | c. nub.        |                     |                        | 12                | 5   | 758.8       | 12.0      | S      | 0                | c. nub. |         |
|                                      | Soria                   | 761.2                | +0.2        | 9.6       | SW              | 2                | c. nub.        |                     | Sup                    | 16                | 8   | 759.0       | 12.4      | SW     | 0                | c. nub. |         |
|                                      | Valladolid              | 762.1                | 0.0         | 7.0       | S               | 1                | c. nub.        |                     |                        | 14                | 6   | 759.7       | 13.4      | S      | 1                | c. nub. |         |
|                                      | Salamanca               | 759.7                | +0.6        | 8.8       | N.W.            | 1                | c. nub.        |                     |                        | 17                | 6   | 756.9       | 14.0      | N.W.   | 1                | c. nub. |         |
| Región Central IV                    | Ávila                   | 762.6                |             | 5.6       | S               | 0                | c. nub.        |                     | Sup                    | 11                | 4   | 760.6       | 12.0      | N.W.   | 1                | c. nub. |         |
|                                      | Segovia                 | 762.2                | 0.0         | 5.0       | S.E.            | 0                | c. nub.        |                     |                        | 14                | 4   | 759.2       | 12.0      | N.W.   | 0                | c. nub. |         |
|                                      | Madrid                  | 762.1                | +1.0        | 9.0       | S.W.            | 0                | c. nub.        |                     | Sup                    | 16                | 7   | 759.1       | 15.5      | S.W.   | 2                | c. nub. |         |
|                                      | Toledo                  | 762.0                | +0.6        | 11.2      | W               | 1                | c. nub.        |                     |                        | 18                | 7   | 759.1       | 17.0      | W      | 1                | c. nub. |         |
|                                      | Guadalajara             | 761.9                | +0.4        | 10.0      | SW              | 1                | c. nub.        |                     |                        | 2                 | 16  | 9           | 758.5     | 15.6   | SW               | 1       | c. nub. |
|                                      | Cuenca                  | 761.1                | +0.2        | 9.7       | S               | 0                | c. nub.        |                     |                        | 1                 | 17  | 4           | 757.1     | 14.0   | S                | 1       | c. nub. |
| Extrem.ª                             | Cáceres                 | 764.1                |             | 8.6       | S               | 1                | c. nub.        |                     |                        | 19                | 5   | 759.5       | 17.6      | SW     | 1                | c. nub. |         |
|                                      | Badajoz                 | 765.2                | +0.7        | 8.6       | SW              | 0                | c. nub.        |                     |                        | 19                | 8   | 760.7       | 18.2      | W      | 1                | c. nub. |         |
|                                      | Ciudad Real             | 762.8                | +1.0        | 9.7       | W               | 3                | c. nub.        |                     |                        | 2                 | 18  | 9           | 759.6     | 14.8   | W                | 4       | c. nub. |
|                                      |                         |                      |             |           |                 |                  |                |                     |                        |                   |   |             |           |        |                  |         |         |
|                                      |                         |                      |             |           |                 |                  |                |                     |                        |                   |   |             |           |        |                  |         |         |
| Alto Ebro VI                         | Logroño                 | 761.1                |             | 9.7       | W               | 0                | c. nub.        |                     |                        | 17                | 9   | 756.5       | 15.8      | N.W.   | 0                | c. nub. |         |
|                                      | Pamplona                | 760.8                |             | 10.4      | N.E.            | 0                | c. nub.        |                     |                        | 17                | 9   | 758.2       | 15.4      | W      | 1                | c. nub. |         |
|                                      | Huesca                  | 761.2                | 0.0         | 11.5      | S               | 0                | llana          |                     |                        | 28                | 19  | 11          | 759.8     | 17.4   | S.E.             | 0       | c. nub. |
|                                      | Zaragoza                | 760.4                | 0.0         | 12.6      | W               | 1                | c. nub.        |                     |                        | 19                | 10  | 759.1       | 18.0      | N.W.   | 1                | c. nub. |         |
|                                      |                         |                      |             |           |                 |                  |                |                     |                        |                   |   |             |           |        |                  |         |         |
| Cataluña VII                         | Llerida                 |                      |             |           |                 |                  |                |                     |                        |                   |   |             |           |        |                  |         |         |
|                                      | Gerona                  | 761.6                | +0.2        | 12.9      | N               | 2                | llana          |                     |                        | 28                | 21  | 12          | 759.1     | 19.6   | S.E.             | 0       | c. nub. |
|                                      | Barcelona               | 758.6                | +2.1        | 14        | N.W.            | 3                | c. nub.        | M. Ua               |                        | 20                | 24  | 11          | 761.2     | 18     | S                | 3       | c. nub. |
|                                      | Tarragona               | 760.1                |             | 15.0      | N               | 1                | c. nub.        | Riv. <sup>a</sup>   |                        | 28                | 12  | 14          | 760.6     | 18.0   | N.E.             | 2       | c. nub. |
| Tortosa                              | 760.2                   | +0.2                 | 15.2        | N         | 2               | c. nub.          |                |                     | 10                     | 21                | 10  | 760.1       | 18.6      | S      | 1                | c. nub. |         |
| Levante VIII                         | Teruel                  | 762.0                |             | 9.6       | N               | 0                | c. nub.        |                     |                        | 1                 | 18  | 7           | 758.7     | 16.2   | S                | 0       | c. nub. |
|                                      | Castellón               | 760.2                | 0.0         | 12.4      | N.W.            | 0                | S.             | Riv. <sup>a</sup>   |                        | 2                 | 21  | 12          | 760.2     | 17.8   | S                | 2       | c. nub. |
|                                      | Valencia                | 760.9                |             | 16.2      | W               | 1                | c. nub.        |                     |                        | 2                 | 20  | 14          | 759.4     | 20.0   | S.E.             | 1       | c. nub. |
| Región del SE IX                     | Albacete                | 762.2                | +1.0        | 11.2      | W               | 1                | c. nub.        |                     |                        | 10                | 24  | 9           | 758.6     | 17.6   | W                | 1       | c. nub. |
|                                      | Alicante                | 761.0                | +1.6        | 18        | N.W.            | 2                | S.             | Riv. <sup>a</sup>   | Sup                    | 22                | 15  | 757.4       | 21        | N.E.   | 1                | c. nub. |         |
|                                      | Murcia                  | 762.2                |             | 15.2      | SW              | 2                | S.             |                     |                        | 2                 | 23  | 10          | 758.1     | 21.4   | N.E.             | 2       | c. nub. |
| Cuenca del Guadalquivir X            | Sevilla                 | 764.0                |             | 12.2      | W               | 1                | c. nub.        |                     |                        | 20                | 11  | 760.4       | 20.0      | S.E.   | 1                | c. nub. |         |
|                                      | Córdoba                 | 764.1                | +0.5        | 13.2      | SW              | 1                | c. nub.        |                     |                        | 1                 | 17  | 12          | 760.1     | 15.0   | SW               | 1       | c. nub. |
|                                      | Jaén                    | 764.1                |             | 12.6      | S               | 0                | c. nub.        |                     |                        | 14                | 21  | 10          | 760.1     | 19.2   | W                | 0       | c. nub. |
|                                      | Granada                 | 762.5                | +0.4        | 12.0      | S               | 2                | c. nub.        |                     |                        | 4                 | 16  | 9           | 760.1     | 12.2   | S.E.             | 0       | llana   |
| Costa del Sur XI                     | Huelva                  | 764.6                |             | 12.2      | N               | 1                | c. nub.        | M. Ua               |                        | 22                | 10  | 760.4       | 20.2      | W      | 3                | c. nub. |         |
|                                      | San Fernando            | 764.7                | +0.2        | 14        | N.E.            | 1                | c. nub.        | M. Ua               | Sup                    | 19                | 12  | 762.1       | 18        | N.W.   | 3                | c. nub. |         |
|                                      | Tarifa                  | 762.4                | +0.5        | 16.0      | N.W.            | 1                | c. nub.        | Cal. <sup>a</sup>   |                        | 14                | 18  | 14          | 760.4     | 17.5   | SW               | 2       | c. nub. |
|                                      | Málaga                  | 765.0                | +0.4        | 12        | N.W.            | 2                | c. nub.        | Riv. <sup>a</sup>   |                        | 4                 | 19  | 15          | 760.9     | 17     | N.W.             | 2       | c. nub. |
|                                      | Almería                 | 762.9                |             | 19.4      | S               | 2                | S.             | Riv. <sup>a</sup>   |                        | 23                | 18  | 758.1       | 22.2      | SW     | 6                | c. nub. |         |
| Canarias XII                         | Palma                   | 756.2                | +1.4        | 2.0       | SW              | 2                | c. nub.        | M. Ua               |                        | 8                 | 24  | 12          | 761.6     | 22     | S                | 4       | c. nub. |
|                                      | Mahón                   | 757.9                | -0.5        | 2.0       | S               | 2                | c. nub.        |                     |                        | 29                | 26  | 18          | 761.4     | 20     | S.E.             | 2       | c. nub. |
| Africa                               | Aloriz                  | 764.2                | 0.0         | 17.0      | W               | 1                | S.             | llana               |                        | 23                | 76  | 762.6       | 21.8      | N.E.   | 0                | c. nub. |         |
|                                      | Laguna                  |                      |             |           |                 |                  |                |                     |                        |                   |   |             |           |        |                  |         |         |
|                                      | Tetuan                  |                      |             |           |                 |                  |                |                     |                        |                   |   |             |           |        |                  |         |         |
|                                      | Melilla                 |                      |             |           |                 |                  |                |                     |                        |                   |   |             |           |        |                  |         |         |
|                                      | Larache                 |                      |             |           |                 |                  |                |                     |                        |                   |   |             |           |        |                  |         |         |

## Noticias

Mahón = A las 6 mañana tormenta de SW a N.E. grandes destrozos = (Sr. D. Mauricio Hernandez)