

# DIRECCIÓN GENERAL DEL INSTITUTO GEOGRÁFICO Y ESTADÍSTICO

AÑO XXV

Núm. 294.

## BOLETÍN DEL

1917

27 de Octubre

### OBSERVATORIO CENTRAL METEOROLÓGICO

#### Observaciones del Extranjero

| Observaciones de la mañana á las 7 <sup>h</sup> |                       |                      |             |           |                 |                  |                |                |                           | Id. en las 24 horas |                                | Id. de la vispera por la tarde |           |                 |                  |
|---|-----------------------|----------------------|-------------|-----------|-----------------|------------------|----------------|----------------|---------------------------|---------------------|--------------------------------|--------------------------------|-----------|-----------------|------------------|
| Estaciones                                      | Barómetro             |                      | Temperatura | Viento    |                 | Estado del cielo | Estado del mar | Lluvia ó nieve | Temp. extr. <sup>as</sup> |                     | Barom. á 0° y al nivel del mar | Temperatura                    | Viento    |                 | Estado del cielo |
|   | á 0° al nivel del mar | Variación en 3 horas |             | Dirección | F <sup>va</sup> |                  |                |                | Max. <sup>a</sup>         | Min. <sup>a</sup>   |                                |                                | Dirección | F <sup>va</sup> |                  |
| Escandinavia                                    | Bodo                  |                      |             |           |                 |                  |                |                |                           |                     |                                |                                |           |                 |                  |
|   | Cristiansund          |                      |             |           |                 |                  |                |                |                           |                     |                                |                                |           |                 |                  |
|   | Skudesnoes            |                      |             |           |                 |                  |                |                |                           |                     |                                |                                |           |                 |                  |
| Europa Oriental y Central                       | Riga                  |                      |             |           |                 |                  |                |                |                           |                     |                                |                                |           |                 |                  |
|   | Moscou                |                      |             |           |                 |                  |                |                |                           |                     |                                |                                |           |                 |                  |
|   | Nicolaiew             |                      |             |           |                 |                  |                |                |                           |                     |                                |                                |           |                 |                  |
|   | Feldkirch             |                      |             |           |                 |                  |                |                |                           |                     |                                |                                |           |                 |                  |
|   | CERNORVITZ            |                      |             |           |                 |                  |                |                |                           |                     |                                |                                |           |                 |                  |
|   | Gracovia              |                      |             |           |                 |                  |                |                |                           |                     |                                |                                |           |                 |                  |
|   | Pola                  |                      |             |           |                 |                  |                |                |                           |                     |                                |                                |           |                 |                  |
|   | Viena                 |                      |             |           |                 |                  |                |                |                           |                     |                                |                                |           |                 |                  |
| Berlin  |                       |                      |             |           |                 |                  |                |                |                           |                     |                                |                                |           |                 |                  |
| Berna   |                       |                      |             |           |                 |                  |                |                |                           |                     |                                |                                |           |                 |                  |
| Islas Británicas                                | Stornoway             |                      |             |           |                 |                  |                |                |                           |                     |                                |                                |           |                 |                  |
|   | Shields               |                      |             |           |                 |                  |                |                |                           |                     |                                |                                |           |                 |                  |
|   | Valentia              |                      |             |           |                 |                  |                |                |                           |                     |                                |                                |           |                 |                  |
| Francia   | Gris Nez              |                      |             |           |                 |                  |                |                |                           |                     |                                |                                |           |                 |                  |
|   | St. Mathieu           |                      |             |           |                 |                  |                |                |                           |                     |                                |                                |           |                 |                  |
|   | Isla de Aix           |                      |             |           |                 |                  |                |                |                           |                     |                                |                                |           |                 |                  |
|   | Biarritz              |                      |             |           |                 |                  |                |                |                           |                     |                                |                                |           |                 |                  |
|   | Paris                 |                      |             |           |                 |                  |                |                |                           |                     |                                |                                |           |                 |                  |
|   | Clermont              |                      |             |           |                 |                  |                |                |                           |                     |                                |                                |           |                 |                  |
|   | Perpiñán              |                      |             |           |                 |                  |                |                |                           |                     |                                |                                |           |                 |                  |
| Cabo Sicié                                      |                       |                      |             |           |                 |                  |                |                |                           |                     |                                |                                |           |                 |                  |
| Niza  |                       |                      |             |           |                 |                  |                |                |                           |                     |                                |                                |           |                 |                  |
| Italia  | Liorna                |                      |             |           |                 |                  |                |                |                           |                     |                                |                                |           |                 |                  |
|   | Roma                  |                      |             |           |                 |                  |                |                |                           |                     |                                |                                |           |                 |                  |
|   | Cagliari              |                      |             |           |                 |                  |                |                |                           |                     |                                |                                |           |                 |                  |
|   | Palermo               |                      |             |           |                 |                  |                |                |                           |                     |                                |                                |           |                 |                  |
| Portugal  | Porto                 | 7.67.9               | +0.7        | 17.2      | S.E.            | 4                | S.             | blanca         | 8.6                       | 1.2                 | 7.67.1                         | 15.3                           | 8         | 4               | S.               |
|   | Lisboa                |                      |             |           |                 |                  |                |                |                           |                     |                                |                                |           |                 |                  |
|   | Lagos                 | 7.64.5               |             | 1.6       | S.              | 1                | S.O.           | blanca         | 2.3                       | 1.4                 | 7.64.1                         | 1.7                            | 8         | 1               | S.               |
|   | Horta                 | 7.67.2               |             | 14.0      | N.E.            | 5                | N.W.           | blanca         | 2                         | 1.9                 | 7.68.3                         | 1.6.0                          | N.W.      | 4               | C. nub.          |
|   | Flores                |                      |             |           |                 |                  |                |                |                           |                     |                                |                                |           |                 |                  |
|   | Punta Delgada         |                      |             |           |                 |                  |                |                |                           |                     |                                |                                |           |                 |                  |
|   | Funchal               | 7.64.2               | +0.1        | 1.6       | S.E.            | 1                | S.             | blanca         | 2.3                       | 1.6                 | 7.63.6                         | 2.0                            | 11        | 2               | C. nub.          |
| Marruecos y Argelia                             | Tánger                |                      |             |           |                 |                  |                |                |                           |                     |                                |                                |           |                 |                  |
|   | Orán                  |                      |             |           |                 |                  |                |                |                           |                     |                                |                                |           |                 |                  |
|   | Laghounat             |                      |             |           |                 |                  |                |                |                           |                     |                                |                                |           |                 |                  |
|   | Argel                 |                      |             |           |                 |                  |                |                |                           |                     |                                |                                |           |                 |                  |
|   | Cap de Garde          |                      |             |           |                 |                  |                |                |                           |                     |                                |                                |           |                 |                  |
|   | Túnex                 |                      |             |           |                 |                  |                |                |                           |                     |                                |                                |           |                 |                  |
| Biskra  |                       |                      |             |           |                 |                  |                |                |                           |                     |                                |                                |           |                 |                  |

#### Radiogramas

#### Precios de suscripción

España..... Un año 18 pesetas. Un semestre 9 pesetas  
Extranjero..... Un año 30 pesetas

Administrador { Habilitado del material de la Dirección general del  
Instituto Geográfico y Estadístico. Madrid

#### Dirección : Adresse : Address :

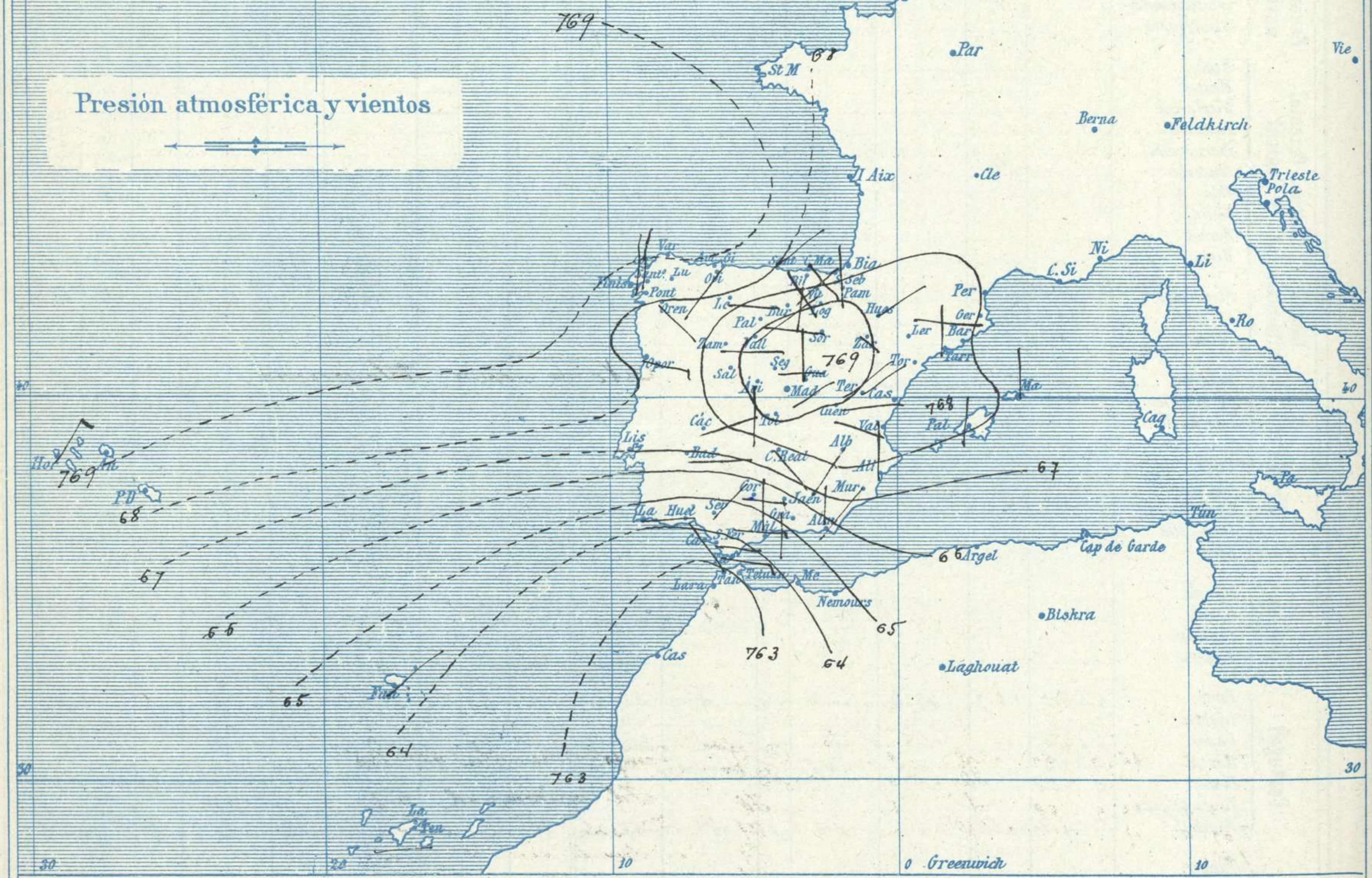
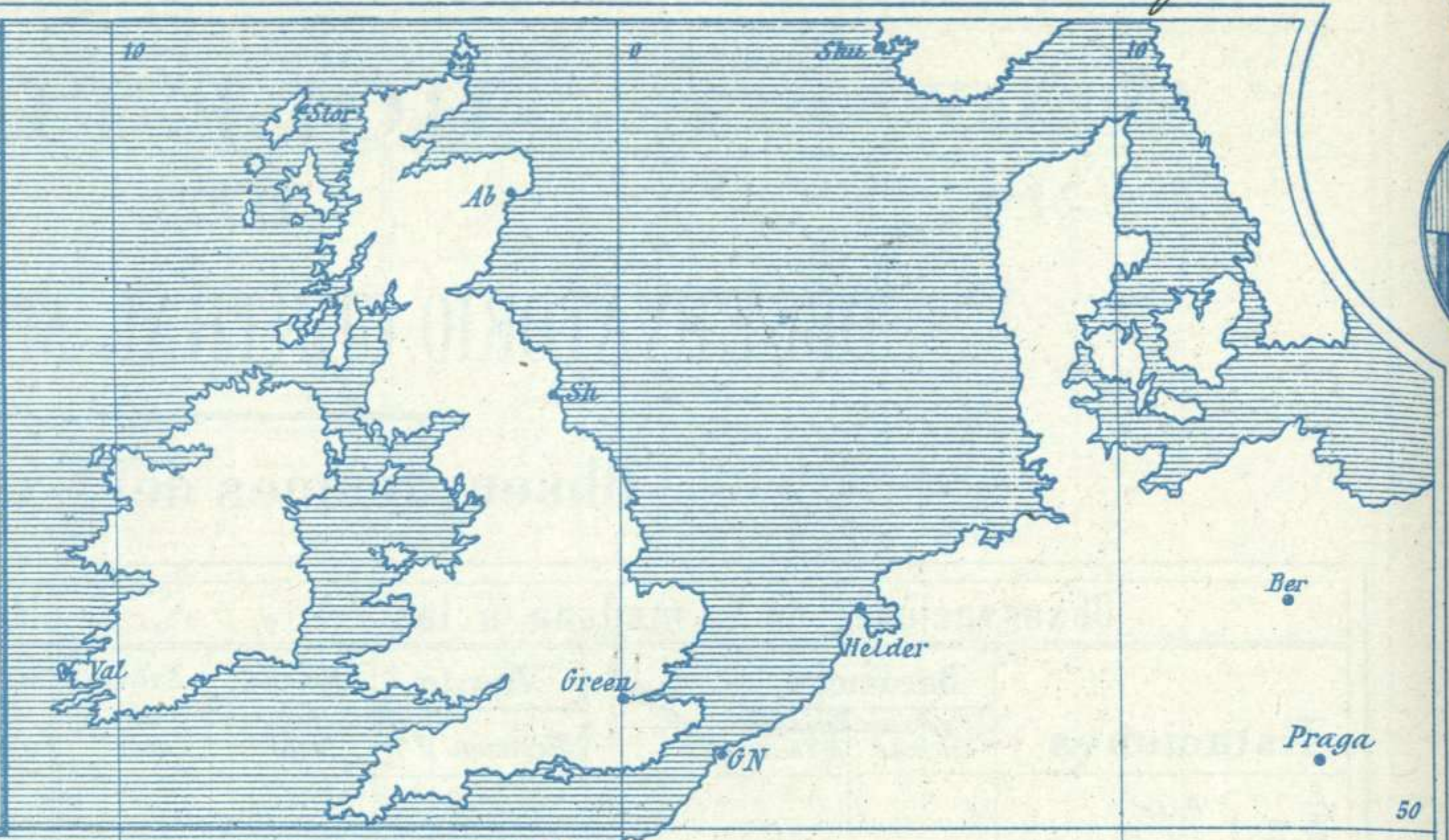
Señor  
Jefe del Observatorio Central Meteorológico  
Parque del Retiro

Madrid. (ESPAÑA)

Apartado n.º 285.



| Signos convencionales     |             |                   |
|---------------------------|-------------|-------------------|
| Fuerza del viento         | Cielo       | Mar               |
| 0 Calma                   | ○ Despejado | { Llana           |
| 1 Ventolina               | ○ Con nubes | { Rizada          |
| 2 Muy flojo               | ○ Bruma     | { Marejada        |
| 3 Flojo                   | ⊗ Niebla    | { Picada          |
| 4 Bonancible (Moderado)   | ⊗ Nieve     | { Marejada gruesa |
| 5 Fresquito (Algo fuerte) | ⊗ Lluvia    | { Gruesa          |
| 6 Fresco (Fuerte)         | ⚡ Tormenta  | { Muy gruesa      |
| 7 Duro                    |             | { Arbolada        |
| 8 Muy duro                |             | { Muy arbolada    |
| 9 Temporal                |             |                   |



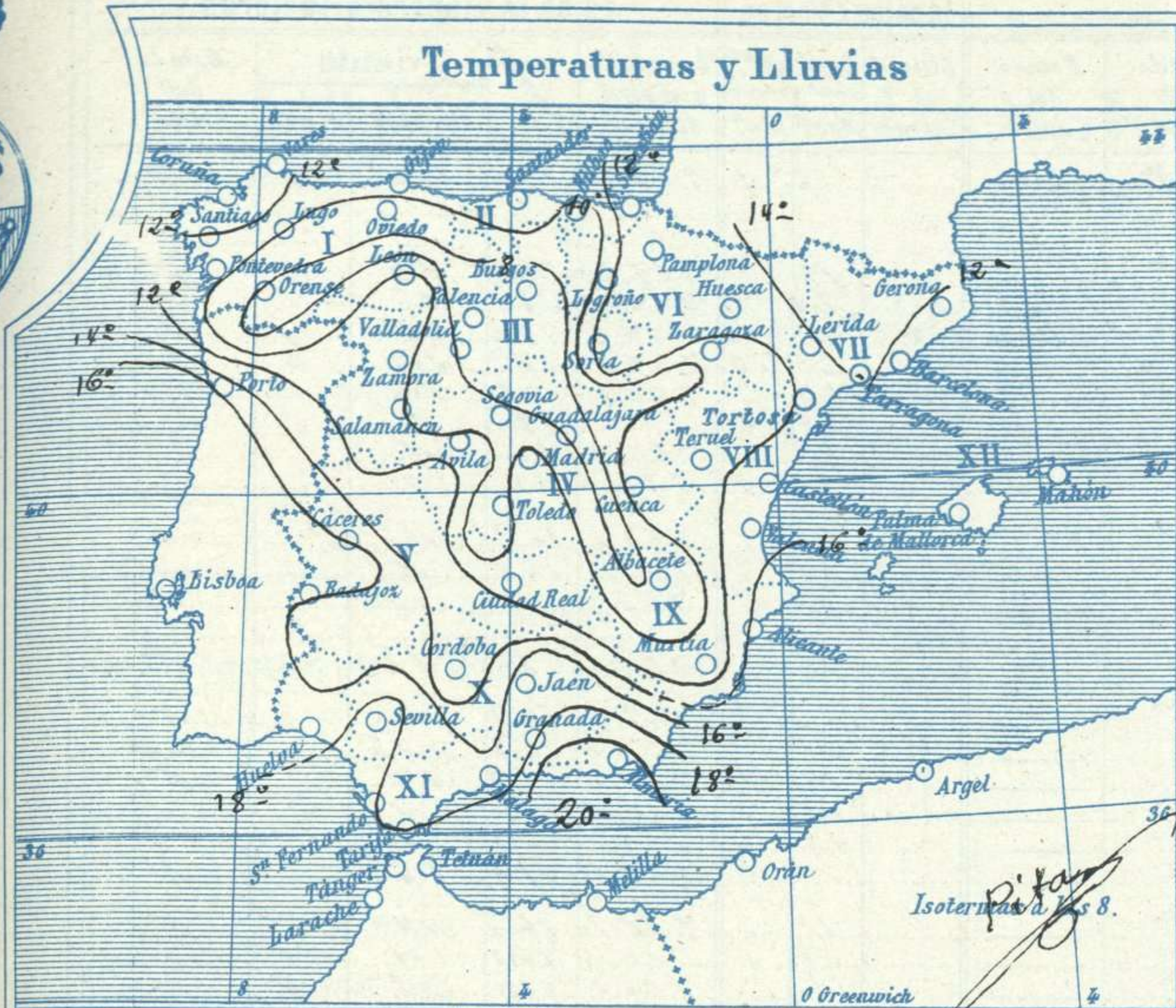
**Estado general**

Persiste sobre Marruecos un area de presiones débiles (763  $m/m$ ) por lo cual continua soplando el viento del Este en el estrecho de Gibraltar y sus costas adyacentes. El buen tiempo se extiende por todo el territorio español; el cielo aparece limpio de nubes soplan los vientos flojos de dirección variable y el mar está poco agitado. La temperatura máxima de ayer fue de 28 grados en Sevilla y Huelva y la mínima de hoy ha sido de 3 grados bajo cero en Palencia. Las presiones altas formando un anticiclón (769  $m/m$ ) residen sobre el Centro de España.

*Severo*

El Director general: Severo Gómez Nuñez

El Ingeniero Geógrafo Jefe del Observatorio. J. Galbis



Tiempo probable

EN LAS REGIONES

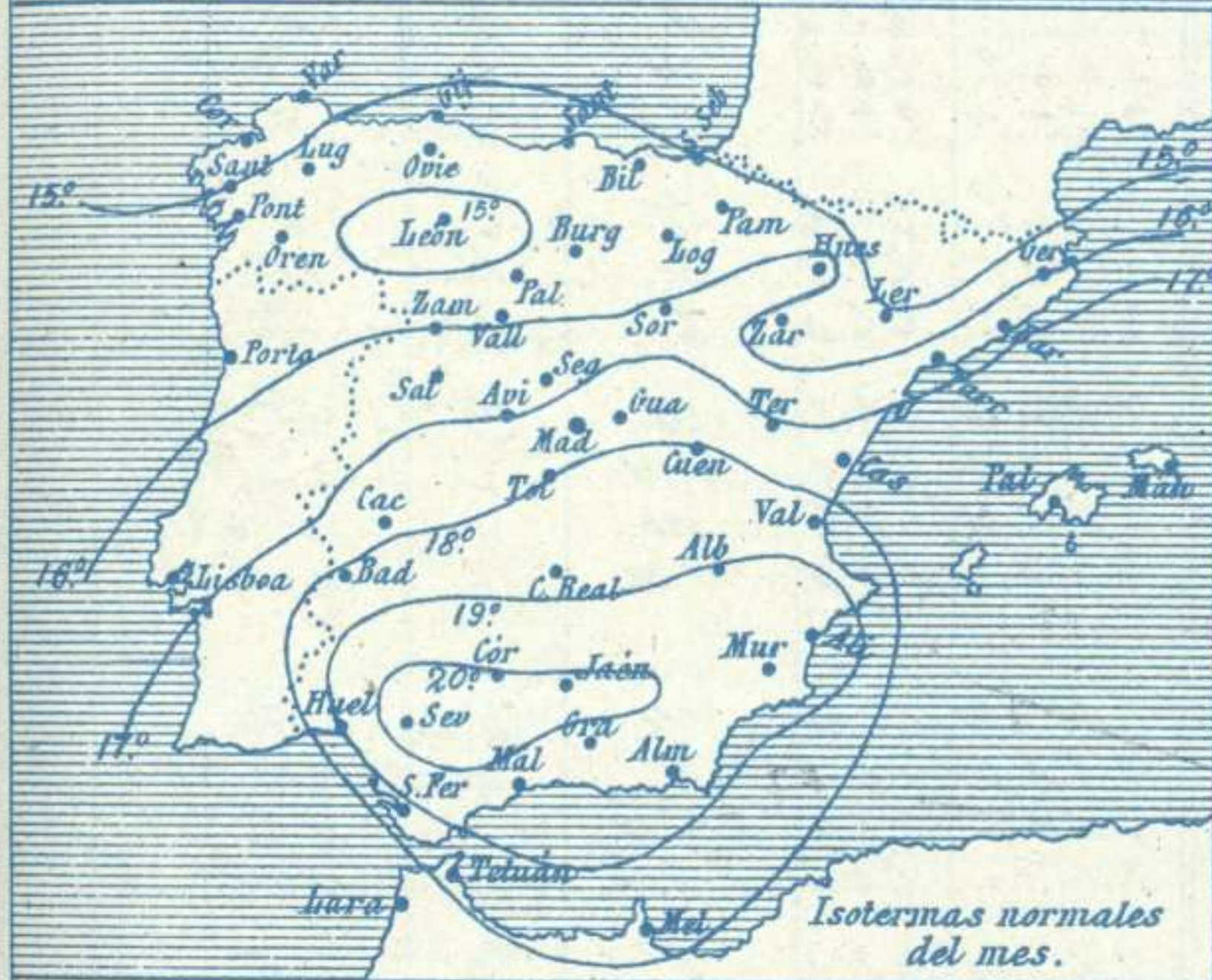
- I
- II
- III
- IV
- V
- VI
- VII
- VIII
- IX
- X
- XI
- XII

No se hace predicción.

Los números colocados al lado de ● designan m/m de lluvia recogida.

Telegrama para las Comandancias de Marina depositado a las.....h.....m

No se envia telegrama



Observaciones de Madrid entre 12<sup>h</sup> del dia 19 y 12<sup>h</sup> del dia 20

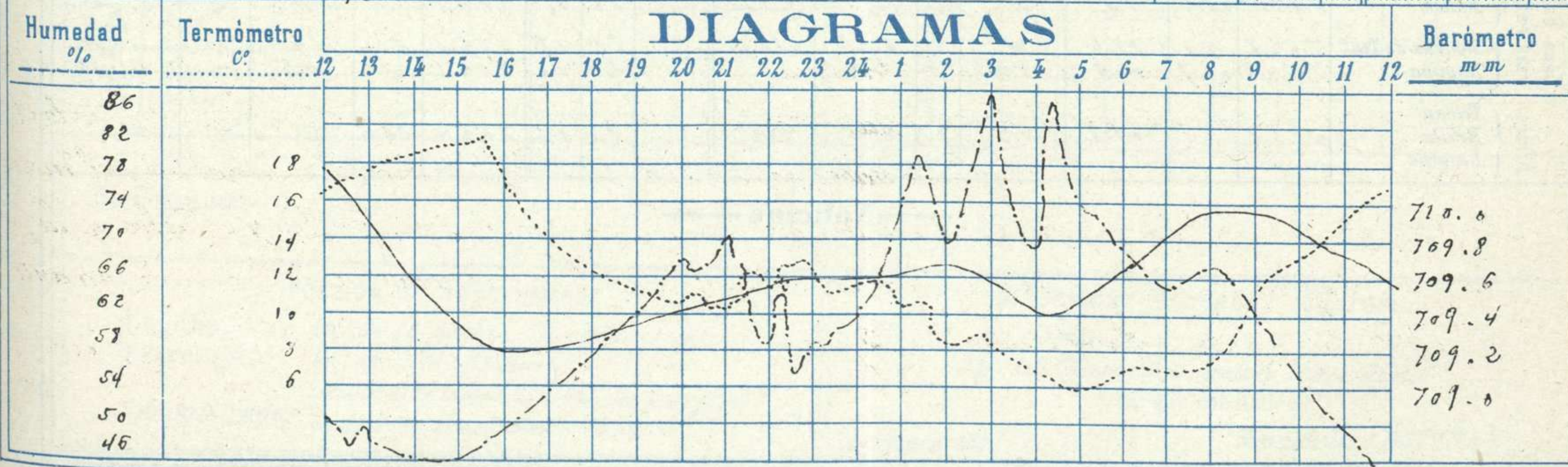
PARQUE DEL RETIRO (Altitud 667 m.)

Observaciones aerológicas

Hora.....

| Hora | Barómetro<br>m m | Termómetro<br>C° | Humedad<br>o/o | Viento    |                       | Lluvia<br>Nieve | Estado<br>del<br>Cielo | Notas                       | Alturas | Dirección<br>del viento | Fuerza<br>0 a 9 | Alturas | Dirección<br>del viento | Fuerza<br>0 a 9 |  |
|------|------------------|------------------|----------------|-----------|-----------------------|-----------------|------------------------|-----------------------------|---------|-------------------------|-----------------|---------|-------------------------|-----------------|--|
|      |                  |                  |                | Dirección | F <sup>va</sup> 0 a 9 |                 |                        |                             |         |                         |                 |         |                         |                 |  |
| 12   | 710.2            | 16.4             | 50             | Cal       | 0                     |                 | C. D. de               |                             |         |                         |                 |         |                         |                 |  |
| 16   | 709.2            | 17.3             | 50             | Id.       | 0                     |                 | D. de                  | Temp. máx. a la sombra 18.5 |         |                         |                 |         |                         |                 |  |
| 20   | 709.4            | 10.9             | 68             | S         | 1                     |                 | Id.                    | Id. mínima id. 6.3          |         |                         |                 |         |                         |                 |  |
| 24   | 709.6            | 11.4             | 61             | Cal       | 0                     |                 | Id.                    | Horas de Sol despejado en   |         |                         |                 |         |                         |                 |  |
| 4    | 709.4            | 7.0              | 71             | Id.       | 0                     |                 | Id.                    | el día de ayer 9 h. 35 min. |         |                         |                 |         |                         |                 |  |
| 8    | 710.0            | 7.5              | 68             | Id.       | 0                     |                 | Id.                    |                             |         |                         |                 |         |                         |                 |  |
| 12   | 709.6            | 17.4             | 46             | Id.       | 0                     |                 | Id.                    |                             |         |                         |                 |         |                         |                 |  |

DIAGRAMAS



# Observaciones de España

| Observaciones de la mañana á 8 horas |                         |                      |             |           |                   |                   |                   |                   |                           | Id. en las 24 horas |                                |             | Id. de la vispera á 16 horas |                   |                   |                   |
|--------------------------------------|-------------------------|----------------------|-------------|-----------|-------------------|-------------------|-------------------|-------------------|---------------------------|---------------------|--------------------------------|-------------|------------------------------|-------------------|-------------------|-------------------|
| Estaciones                           | Barómetro               |                      | Temperatura | Viento    |                   | Estado del cielo  | Estado del mar    | Lluvia ó nieve    | Temp. extr. <sup>as</sup> |                     | Barom. á 0° y al nivel del mar | Temperatura | Viento                       |                   | Estado del cielo  |                   |
|                                      | á 0° y al nivel del mar | Variación en 3 horas |             | Dirección | F <sup>za</sup>   |                   |                   |                   | Max. <sup>a</sup>         | Min. <sup>a</sup>   |                                |             | Dirección                    | Fuerza            |                   |                   |
| Región del N.W. I.                   | La Coruña               | 762.4                | +0.7        | 1.5       | Cal. <sup>a</sup> | 0                 | J <sup>o</sup>    | llana             |                           | 18                  | 9                              | 765.9       | 15                           | N.W.              | 2                 | J <sup>o</sup>    |
|                                      | Vares                   |                      |             |           |                   |                   |                   |                   |                           |                     |                                |             |                              |                   |                   |                   |
|                                      | Avilés                  |                      |             |           |                   |                   |                   |                   |                           |                     |                                |             |                              |                   |                   |                   |
|                                      | Gijón                   | 762.7                | +1.0        | 1.0       | S.W.              | 0                 | J <sup>o</sup>    |                   |                           | 19                  | 7                              | 767.2       | 19.3                         | N.E.              | 2                 | J <sup>o</sup>    |
|                                      | Oviedo                  | 764.0                |             | 2.4       | S.W.              | 1                 | J <sup>o</sup>    |                   |                           | 20                  | 7                              | 766.2       | 18.8                         | N.E.              | 1                 | J <sup>o</sup>    |
|                                      | Finisterre              | 766.5                | +0.2        | 17.6      | Cal. <sup>a</sup> | 0                 | J <sup>o</sup>    | llana             | x                         | 23                  | 18                             | 766.0       | 18.2                         | Cal. <sup>a</sup> | 0                 | J <sup>o</sup>    |
|                                      | Santiago                | 768.2                | +0.4        | 19.6      | N                 | 2                 | e.d. <sup>o</sup> |                   |                           | 23                  | 10                             | 766.4       | 18.9                         | S.W.              | 0                 | J <sup>o</sup>    |
|                                      | Pontevedra              | 767.1                | 0.0         | 9.8       | N                 | 2                 | J <sup>o</sup>    |                   |                           | 24                  | 7                              | 766.7       | 19.8                         | S.W.              | 1                 | J <sup>o</sup>    |
| Región Cantábrica II                 | Lugo                    |                      | 0.0         | 7.3       | S.E.              | 1                 | J <sup>o</sup>    |                   |                           | 19                  | 3                              |             | 18.0                         | S                 | 1                 | J <sup>o</sup>    |
|                                      | Orense                  | 769.2                | +1.0        | 7.0       | S.E.              | 1                 | sub. <sup>o</sup> |                   |                           | 26                  | 2                              | 767.0       | 25.0                         | N                 | 1                 | J <sup>o</sup>    |
|                                      | León                    | 769.0                |             | 2.0       | S                 | 0                 | J <sup>o</sup>    |                   |                           | 11                  | 0                              | 767.4       | 10.0                         | N                 | 1                 | J <sup>o</sup>    |
|                                      | Santander               | 769.2                | +1.2        | 10.8      | N.E.              | 0                 | J <sup>o</sup>    | llana             |                           | 18                  | 9                              | 767.3       | 16.2                         | N.E.              | 2                 | sub. <sup>o</sup> |
| Región Duero III                     | Punta Galea             | 769.2                | +0.6        | 12.1      | S.E.              | 0                 | e.d. <sup>o</sup> | N <sup>o</sup>    |                           | 17                  | 7                              | 765.6       | 16.6                         | N                 | 2                 | sub. <sup>o</sup> |
|                                      | Bilbao                  | 763.7                | +1.5        | 9         | S                 | 1                 | J <sup>o</sup>    |                   |                           | 17                  | 2                              | 767.6       | 1.0                          | N.W.              | 1                 | J <sup>o</sup>    |
|                                      | Cabo Machichaco         |                      |             |           |                   |                   |                   |                   |                           |                     |                                |             |                              |                   |                   |                   |
|                                      | San Sebastián           | 768.2                | +0.3        | 15.6      | S.E.              | 0                 | J <sup>o</sup>    | Cal. <sup>a</sup> |                           | 17                  | 6                              | 767.2       | 17.8                         | S.E.              | 1                 | J <sup>o</sup>    |
| Región Central IV                    | Zamora                  | 769.7                | +1.0        | 6.4       | S                 | 0                 | J <sup>o</sup>    |                   |                           | 21                  | 3                              | 767.2       | 20.8                         | S                 | 0                 | J <sup>o</sup>    |
|                                      | Palencia                | 765.4                | +0.5        | 8.0       | N.E.              | 1                 | J <sup>o</sup>    |                   |                           | 19                  | 3                              | 767.4       | 16.8                         | N.W.              | 1                 | sub. <sup>o</sup> |
|                                      | Burgos                  | 770.9                | +0.4        | 8.0       | N.E.              | 0                 | J <sup>o</sup>    |                   |                           | 15                  | 1                              | 765.0       | 16.0                         | S.W.              | 0                 | J <sup>o</sup>    |
|                                      | Soria                   | 769.4                | +0.1        | 8.6       | N.W.              | 0                 | J <sup>o</sup>    |                   |                           | 18                  | 0                              | 765.5       | 15.4                         | N                 | 0                 | Cal. <sup>a</sup> |
|                                      | Valladolid              | 771.4                | +0.7        | 1.2       | N.E.              | 1                 | J <sup>o</sup>    |                   |                           | 18                  | 1                              | 765.9       | 15.8                         | S                 | 1                 | sub. <sup>o</sup> |
|                                      | Salamanca               | 767.8                | +0.4        | 6.0       | S.E.              | 1                 | J <sup>o</sup>    |                   |                           | 19                  | 2                              | 765.5       | 18.0                         | S.E.              | 2                 | J <sup>o</sup>    |
| Región Extrem. <sup>a</sup> Mancha V | Ávila                   | 769.7                | 0.0         | 6.6       | S.E.              | 2                 | J <sup>o</sup>    |                   |                           | 18                  | 1                              | 765.1       | 16.6                         | N.W.              | 1                 | J <sup>o</sup>    |
|                                      | Segovia                 | 771.2                | +0.2        | 4.0       | S                 | 0                 | J <sup>o</sup>    |                   |                           | 19                  | 2                              | 765.6       | 16.0                         | N                 | 0                 | J <sup>o</sup>    |
|                                      | Madrid                  | 769.2                | +0.7        | 7.5       | Cal. <sup>a</sup> | 0                 | J <sup>o</sup>    |                   |                           | 18                  | 2                              | 766.2       | 17.0                         | Cal. <sup>a</sup> | 0                 | J <sup>o</sup>    |
|                                      | Toledo                  | 769.4                | +0.3        | 8.4       | N.E.              | 1                 | J <sup>o</sup>    |                   |                           | 23                  | 2                              | 765.1       | 23.4                         | N                 | 0                 | J <sup>o</sup>    |
|                                      | Guadalajara             | 769.5                | +0.2        | 7.4       | N                 | 0                 | J <sup>o</sup>    |                   |                           | 20                  | 2                              | 764.9       | 20.2                         | N                 | 0                 | J <sup>o</sup>    |
|                                      | Cuenca                  | 767.8                | +0.2        | 11.4      | N.E.              | 2                 | J <sup>o</sup>    |                   |                           | 20                  | 1                              | 765.5       | 19.0                         | N.E.              | 0                 | J <sup>o</sup>    |
| Alto Ebro VI                         | Cáceres                 | 765.5                |             | 14.4      | S.W.              | 0                 | J <sup>o</sup>    |                   |                           | 25                  | 2                              | 764.8       | 25.2                         | N                 | 2                 | J <sup>o</sup>    |
|                                      | Badajoz                 | 767.7                | +0.2        | 14.8      | S                 | 1                 | J <sup>o</sup>    |                   |                           | 26                  | 6                              | 765.1       | 25.6                         | S                 | 1                 | J <sup>o</sup>    |
|                                      | Ciudad Real             | 767.8                | +1.0        | 8.6       | S.E.              | 0                 | J <sup>o</sup>    |                   |                           | 22                  | 4                              | 766.3       | 22.0                         | S                 | 4                 | J <sup>o</sup>    |
|                                      | Logroño                 | 769.0                | 0.0         | 9.9       | N.W.              | 0                 | J <sup>o</sup>    |                   |                           | 20                  | 6                              | 767.2       | 19.8                         | N                 | 0                 | J <sup>o</sup>    |
|                                      | Pamplona                | 767.4                | 0.0         | 6.6       | N                 | 0                 | J <sup>o</sup>    |                   |                           | 18                  | 3                              | 765.5       | 17.0                         | N.W.              | 2                 | e.d. <sup>o</sup> |
| Cataluña VII                         | Huesca                  | 768.1                | 0.0         | 9.4       | N.E.              | 0                 | J <sup>o</sup>    |                   |                           | 22                  | 6                              | 766.4       | 18.2                         | N                 | 1                 | sub. <sup>o</sup> |
|                                      | Zaragoza                | 767.2                | +0.2        | 9.2       | N.W.              | 1                 | J <sup>o</sup>    |                   |                           | 18                  | 5                              | 766.2       | 18.0                         | N.W.              | 1                 | e.d. <sup>o</sup> |
|                                      | Lérida                  | 767.1                | +0.2        | 16.2      | N                 | 0                 | J <sup>o</sup>    |                   |                           | 19                  | 13                             | 766.4       | 17.4                         | N                 | 1                 | J <sup>o</sup>    |
|                                      | Gerona                  | 768.4                | +0.4        | 16.0      | N.E.              | 0                 | J <sup>o</sup>    | llana             |                           | 20                  | 11                             | 766.7       | 17.2                         | S                 | 0                 | e.d. <sup>o</sup> |
|                                      | Barcelona               | 767.4                | 0.0         | 14.8      | N                 | 0                 | e.d. <sup>o</sup> | llana             |                           | 19                  | 11                             | 766.2       | 18.4                         | N.W.              | 1                 | e.d. <sup>o</sup> |
| Levante VIII                         | Tarragona               | 768.1                | +0.2        | 12.1      | Cal. <sup>a</sup> | 0                 | J <sup>o</sup>    |                   |                           | 22                  | 8                              | 766.1       | 20.2                         | S.E.              | 2                 | e.d. <sup>o</sup> |
|                                      | Tortosa                 |                      |             |           |                   |                   |                   |                   |                           |                     |                                |             |                              |                   |                   |                   |
|                                      | Teruel                  | 767.6                | 0.0         | 4.1       | N.E.              | 0                 | J <sup>o</sup>    |                   |                           | 20                  | 0                              | 766.4       | 18.8                         | S                 | 0                 | J <sup>o</sup>    |
|                                      | Castellón               | 767.4                | +0.2        | 17.6      | N                 | 0                 | J <sup>o</sup>    | Div. <sup>a</sup> |                           | 21                  | 11                             | 767.8       | 18.9                         | S.W.              | 0                 | J <sup>o</sup>    |
| Región del Guadalquivir X            | Valencia                | 767.7                |             | 18.8      | N.W.              | 1                 | J <sup>o</sup>    |                   |                           | 21                  | 12                             | 766.5       | 19.0                         | S.E.              | 1                 | J <sup>o</sup>    |
|                                      | Albacete                | 769.8                | 0.0         | 4.2       | S.W.              | 0                 | J <sup>o</sup>    |                   |                           | 23                  | 0                              | 764.8       | 22.0                         | N.W.              | 0                 | J <sup>o</sup>    |
|                                      | Alicante                | 766.2                | +0.4        | 15.0      | N                 | 1                 | J <sup>o</sup>    | llana             |                           | 21                  | 11                             | 766.1       | 22                           | S                 | 0                 | J <sup>o</sup>    |
|                                      | Murcia                  | 762.5                |             | 11.5      | S.W.              | 1                 | J <sup>o</sup>    |                   |                           | 22                  | 9                              | 762.6       | 22.6                         | S.E.              | 1                 | J <sup>o</sup>    |
| Costa del Sur XI                     | Sevilla                 | 764.3                |             | 11.4      | N.E.              | 4                 | J <sup>o</sup>    |                   |                           | 28                  | 14                             | 762.9       | 26.2                         | N.E.              | 5                 | J <sup>o</sup>    |
|                                      | Córdoba                 | 765.1                | 0.0         | 12.4      | S                 | 1                 | J <sup>o</sup>    |                   |                           | 27                  | 10                             | 764.7       | 26.0                         | S                 | 1                 | e.d. <sup>o</sup> |
|                                      | Jaén                    | 764.5                | 0.0         | 12.8      | S                 | 1                 | J <sup>o</sup>    |                   |                           | 24                  | 14                             | 762.7       | 22.5                         | N.E.              | 0                 | J <sup>o</sup>    |
|                                      | Granada                 | 766.3                |             | 16.4      | N                 | 1                 | J <sup>o</sup>    |                   |                           | 24                  | 11                             | 765.1       | 22.6                         | N                 | 2                 | J <sup>o</sup>    |
|                                      | Huelva                  | 764.0                |             | 17.5      | S.E.              | 1                 | e.d. <sup>o</sup> | N.W.              |                           | 23                  | 10                             | 762.3       | 26.4                         | N                 | 1                 | J <sup>o</sup>    |
| Canarias XII                         | San Fernando            | 763.8                | 0.0         | 1.8       | S                 | 1                 | e.d. <sup>o</sup> | N <sup>o</sup>    |                           | 24                  | 14                             | 762.2       | 2.0                          | S                 | 2                 | e.d. <sup>o</sup> |
|                                      | Tarifa                  | 762.6                | 0.0         | 18.6      | S                 | 6                 | J <sup>o</sup>    | Div. <sup>a</sup> |                           | 20                  | 18                             | 763.1       | 19.2                         | S                 | 2                 | e.d. <sup>o</sup> |
|                                      | Málaga                  | 766.4                | +0.4        | 17.0      | N                 | 1                 | J <sup>o</sup>    | llana             |                           | 22                  | 15                             | 766.6       | 20.0                         | S.E.              | 1                 | J <sup>o</sup>    |
|                                      | Almería                 | 760.6                |             | 21.2      | N                 | 0                 | J <sup>o</sup>    | Div. <sup>a</sup> |                           | 26                  | 18                             | 762.0       | 22.2                         | S                 | 1                 | J <sup>o</sup>    |
|                                      | Palma                   | 767.2                | +0.2        | 1.2       | N                 | 3                 | e.d. <sup>o</sup> | Div. <sup>a</sup> |                           | 22                  | 9                              | 767.2       | 1.7                          | N.W.              | 2                 | e.d. <sup>o</sup> |
| Africa                               | Mahón                   | 762.5                | +0.2        | 1.6       | N                 | 2                 | J <sup>o</sup>    |                   |                           | 18                  | 11                             | 767.1       | 1.6                          | N.W.              | 2                 | e.d. <sup>o</sup> |
|                                      | San Cristóbal de Noya   | 762.2                | 0.0         | 12.6      | N                 | 1                 | e.d. <sup>o</sup> | llana             |                           | 22                  | 17                             | 762.2       | 21.4                         | S.W.              | 1                 | sub. <sup>o</sup> |
| Laguna                               | 764.2                   | +0.7                 | 14.2        | N.W.      | 1                 | J <sup>o</sup>    |                   |                   | 22                        | 12                  | 762.2                          | 17.6        | N.E.                         | 2                 | sub. <sup>o</sup> |                   |
| Tetuan                               |                         |                      |             |           |                   |                   |                   |                   |                           |                     |                                |             |                              |                   |                   |                   |
| Melilla                              | 767.2                   |                      | 19.8        | N.E.      | 0                 | sub. <sup>o</sup> | Div. <sup>a</sup> |                   | 22                        | 15                  | 762.4                          | 21.4        | S                            | 1                 | e.d. <sup>o</sup> |                   |
| Larache                              |                         |                      |             |           |                   |                   |                   |                   |                           |                     |                                |             |                              |                   |                   |                   |

— Noticias —