

DIRECCIÓN GENERAL DEL INSTITUTO GEOGRÁFICO Y ESTADÍSTICO

AÑO XXI

BOLETÍN

1913

Núm. 166

DEL

15 de Junio

OBSERVATORIO CENTRAL METEOROLÓGICO

Observaciones del Extranjero

| Observaciones de la mañana á las 7 ^h | | | | | | | Id. en las 24 horas | | | Id. de la vispera por la tarde | | | | | | |
|---|-------------------------|----------------------|-------------|-----------|-----------------|--------------------|----------------------|-------------------|---------------------------|--------------------------------|--------------------------------|-------------|-----------|-----------------|-------------------|----------------------|
| Estaciones | Barómetro | | Temperatura | Viento | | Estado del cielo | Estado del mar | Lluvia ó nieve | Temp. extr. ^{as} | | Barom. á 0° y al nivel del mar | Temperatura | Viento | | Estado del cielo | |
| | á 0° y al nivel del mar | Variación en 3 horas | | Dirección | F ^{va} | | | | Max. ^a | Mín. ^a | | | Dirección | F ^{va} | | |
| Escandinavia | Bodo | 764.8 | +6.1 | 8.0 | E | 2 | Nub. ^o | 2 ^a | 13 | 9 | 6 | 764.4 | 7.0 | S.W. | 4 | Lluvia |
| | Cristiansund | 768.3 | +0.2 | 12.0 | cal. | 0 | cub. ^o | Am. lla | 1 | +2 | 9 | 768.2 | 11.5 | S.W. | 1 | c. cub. ^o |
| | Skudesnoes | 772.6 | +0.2 | 10.1 | E | 4 | cub. ^o | Riz. ^o | 1 | 19 | 9 | 771.7 | 10.1 | S.W. | 2 | c. cub. ^o |
| Europa Oriental y Central | Riga | 770.0 | +1.1 | 12.1 | N | 2 | nub. ^o | | | | | 766.7 | 9.8 | N | 2 | c. cub. ^o |
| | Moscou | 761.4 | +1.1 | 9.6 | NNW | 0 | nub. ^o | | 1 | | | 759.6 | 9.3 | NNW | 2 | cub. ^o |
| | Nicolaiew | 763.5 | | 11.7 | NNW | 1 | cub. ^o | | 7 | | | 764.0 | 14.9 | cal. | 0 | Lluvia |
| | Feldkirch | 768.1 | 0.0 | 12.6 | cal. | 0 | cl. ^o | | | | | 768.6 | 14.3 | cal. | 0 | nub. ^o |
| | Czernovitz | 768.9 | +0.2 | 8.0 | NW | 2 | cub. ^o | Snappke | 1.5 | 5 | | 767.8 | 10.3 | NW | 3 | cub. ^o |
| | Gracovia | 772.2 | +0.0 | 11.1 | NNW | 1 | c. d. ^o | Snappke | 1.6 | 2 | | 771.2 | 10.6 | NW | 2 | cub. ^o |
| | Pola | 769.1 | +0.4 | 17.2 | E.N.E. | 2 | cl. ^o | | 2.8 | 1.5 | | 767.7 | 18.0 | E.N.E. | 5 | cl. ^o |
| | Viena | 772.1 | +0.1 | 11.4 | cal. | 0 | cl. ^o | | 1.6 | 11 | | 771.6 | 12.3 | N | 1 | cl. ^o |
| | Berlin | 773.6 | +0.5 | 13.8 | E | 1 | cl. ^o | | 1.7 | 8 | | 772.0 | 14.8 | N | 1 | nub. ^o |
| Berna | 767.4 | | 12.3 | N.E. | 0 | cl. ^o | | | | | 767.0 | 12.3 | N.E. | 1 | cl. ^o | |
| Islas Británicas | Stornoway | 767.6 | +2.5 | 12.8 | S | 1 | c. cub. ^o | cl. ^o | 15.9 | 10.6 | | 767.1 | 12.3 | S.W. | 6 | nub. ^o |
| | Shields | 769.6 | 0.0 | 12.8 | S | 2 | c. cub. ^o | Riz. ^o | 17.8 | 8.9 | | 769.6 | 12.8 | N.N.E. | 2 | cub. ^o |
| | Valentia | 765.3 | -7.6 | 13.3 | E.S.E. | 2 | c. cub. ^o | Am. lla | 16.1 | 10.0 | | 768.4 | 13.9 | S.S.E. | 2 | cub. ^o |
| Francia | Gris Nez | 768.9 | 0.0 | 16.6 | ? | 2 | c. d. ^o | Riz. ^o | 18 | 10 | | 770.0 | 14.8 | E | 4 | cl. ^o |
| | St. Mathieu | 765.3 | +0.2 | 15.8 | E.S.E. | 2 | c. d. ^o | cl. ^o | 2.5 | 13 | | 768.4 | 24.0 | cal. | 0 | nub. ^o |
| | Isla de Aix | 762.7 | 0.0 | 17.8 | E.N.E. | 4 | cl. ^o | Riz. ^o | 3.0 | 14 | | 764.6 | 25.0 | E.N.E. | 4 | cl. ^o |
| | Biarritz | 761.6 | +0.6 | 19.2 | S | 3 | nub. ^o | cal. | 2.3 | 17 | | 763.0 | 21.0 | E | 2 | c. d. ^o |
| | Paris | 767.2 | 0.0 | 19.4 | E.N.E. | 2 | cl. ^o | | 2.3 | 0.0 | | 768.0 | 20.8 | N.E. | 2 | cl. ^o |
| | Clermont | 764.5 | 0.0 | 18.1 | S | 1 | cl. ^o | | 2.4 | 9.9 | | 764.6 | 21.7 | E | 4 | cl. ^o |
| | Perpiñan | 765.0 | +0.5 | 22.0 | E | 2 | nub. ^o | | 3.0 | 14.2 | | 764.4 | 25.1 | S | 1 | c. cub. ^o |
| | Cabo Sicié | 765.7 | +0.4 | 21.8 | E | 5 | Brunna | Am. lla | 2.6 | 1.6 | | 762.7 | 22.8 | E | 2 | Brunna |
| | Nika | 766.9 | +1.0 | 22.4 | E | 3 | c. d. ^o | Am. ^o | 2.8 | 1.9 | | 764.0 | 23.7 | S | 2 | cub. ^o |
| Italia | Liorna | 766.6 | +0.6 | 20.3 | E | 6 | nub. ^o | | | | | 763.0 | 24.0 | E | 4 | cl. ^o |
| | Roma | 766.1 | +0.9 | 20.4 | N | 3 | nub. ^o | | | | | 763.4 | 24.6 | N | 1 | cl. ^o |
| | Cagliari | 764.0 | | 22.0 | S.E. | 3 | cl. ^o | | | | | 762.0 | 22.8 | S.E. | 4 | cl. ^o |
| | Palermo | 764.4 | +0.7 | 22.6 | cal. | 0 | cl. ^o | | | | | 764.1 | 20.2 | cal. | 0 | cl. ^o |
| Portugal | Porto | 765.4 | +0.4 | 14.4 | S.W. | 2 | cub. ^o | cl. ^o | 19 | 15 | | 765.2 | 16.6 | S.S.E. | 3 | cub. ^o |
| | Lisboa | 763.7 | +0.6 | 15.4 | NW | 1 | cub. ^o | Riz. ^o | 20 | 18 | | 764.3 | 16.1 | W | 4 | cub. ^o |
| | Lagos | 763.2 | +0.2 | 24.4 | E.S.E. | 1 | nub. ^o | cl. ^o | 21 | 15 | | 763.9 | 17.2 | N | 3 | c. cub. ^o |
| | Horta | | | | | | | | | | | | | | | |
| | Angra | 766.3 | +0.6 | 17.3 | cal. | 1 | c. cub. ^o | Riz. ^o | 17 | 16 | | 763.6 | 17.8 | E.N.E. | 1 | c. d. ^o |
| | Punta Delgada | 767.3 | +0.6 | 17.6 | cal. | 1 | c. d. ^o | cl. ^o | 1 | 20 | 17 | 766.0 | 16.1 | NN.E. | 4 | cub. ^o |
| Funchal | 755.1 | +0.5 | 19.4 | NW | 3 | c. d. ^o | Am. lla | 21 | 13 | | 765.4 | 19.6 | NNW | 3 | cub. ^o | |
| Marruecos y Argelia | Tanger | 765.0 | | 20.6 | N.E. | 2 | cl. ^o | Riz. ^o | 23 | 17 | | 756.5 | 21.9 | N.W. | 1 | nub. ^o |
| | Casablanca | | | | | | | | | | | | | | | |
| | Nemours | | | | | | | | | | | | | | | |
| | Argel | 762.2 | | 22.5 | NNW | 2 | nub. ^o | | | | | | | | | |
| | Cap de Garde | | | | | | | | | | | | | | | |
| Tinex | | | | | | | | | | | | | | | | |

Radiogramas

Precios de suscripción

Un año...18...pesetas. Un semestre...9...pesetas.

Administrador

(Habilitado del material de la Dirección general del Instituto Geográfico y Estadístico. Madrid)

Dirección : Adresse : Address :

Señor

Jefe del Observatorio Central Meteorológico
Parque del Retiro

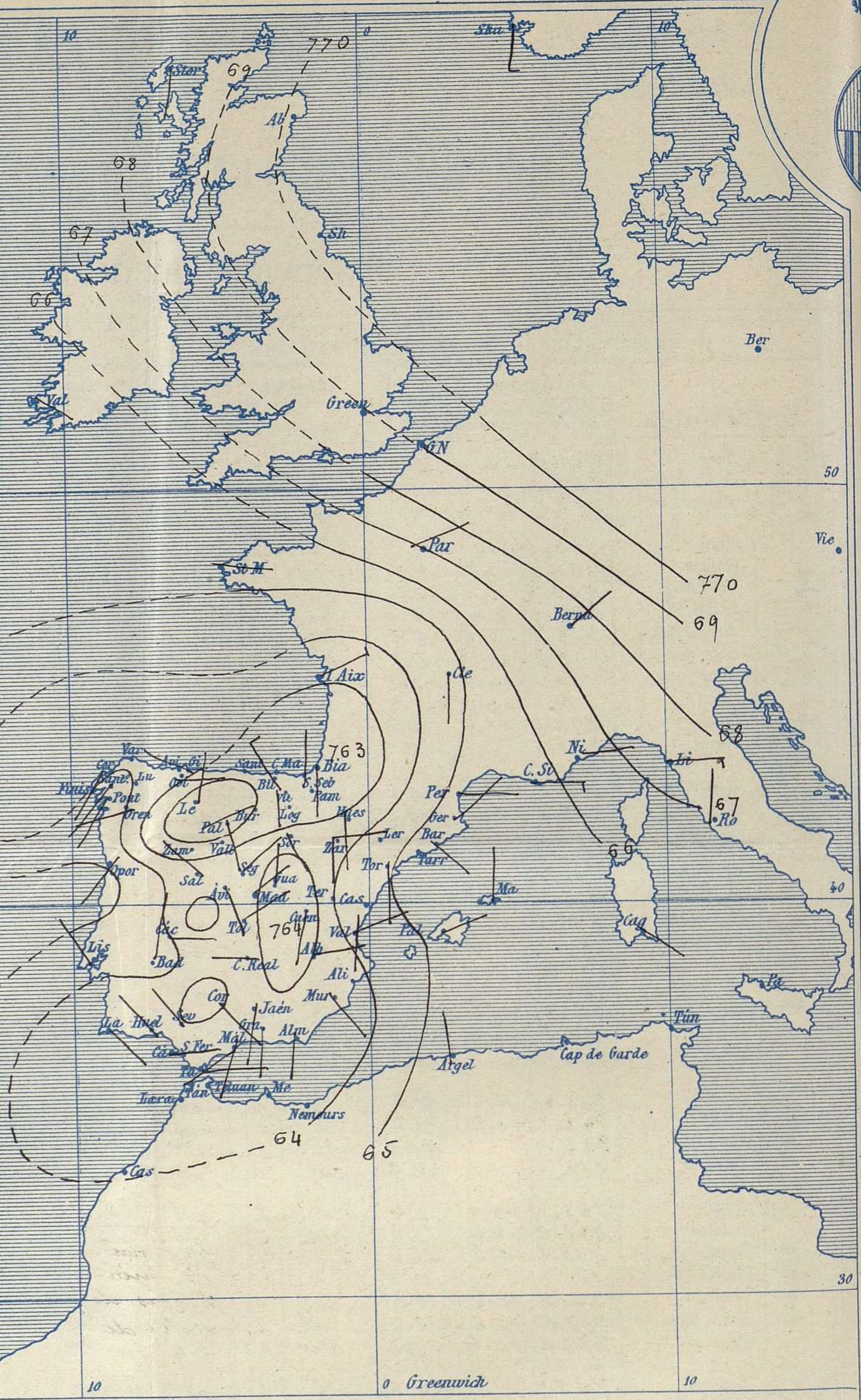
Madrid. (ESPAÑA)

Apartado n.º 285.



Signos convencionales

| Fuerza del viento | Cielo | Mar |
|---------------------------|-------------|-------------------|
| 0 Calma | ○ Despejado | — Llanura |
| 1 Ventolina | ○ Con nubes | — Rizada |
| 2 Muy flojo | ○ Bruma | — Marejada |
| 3 Flojo | ⊖ Niebla | — Picada |
| 4 Bonancible (Moderado) | ⊗ Nieve | — Marejada gruesa |
| 5 Fresquito (Algo fuerte) | ⊗ Lluvia | — Gruesa |
| 6 Fresco (Fuerte) | ● Tormenta | — Muy gruesa |
| 7 Duro | | — Arbolada |
| 8 Muy duro | | — Muy arbolada |
| 9 Temporal | | |



Presión atmosférica y vientos

Estado general

En nuestra Península, se están formando muchos núcleos de perturbación atmosférica, de poca intensidad, pero que hace que pierda estabilidad el tiempo sobre toda España.

El cielo generalmente está con pocas nubes, el viento sopla de dirección variable. La temperatura máxima de ayer fue de 24 grados en Sevilla y la mínima de hoy ha sido de 8 grados en Burgos.

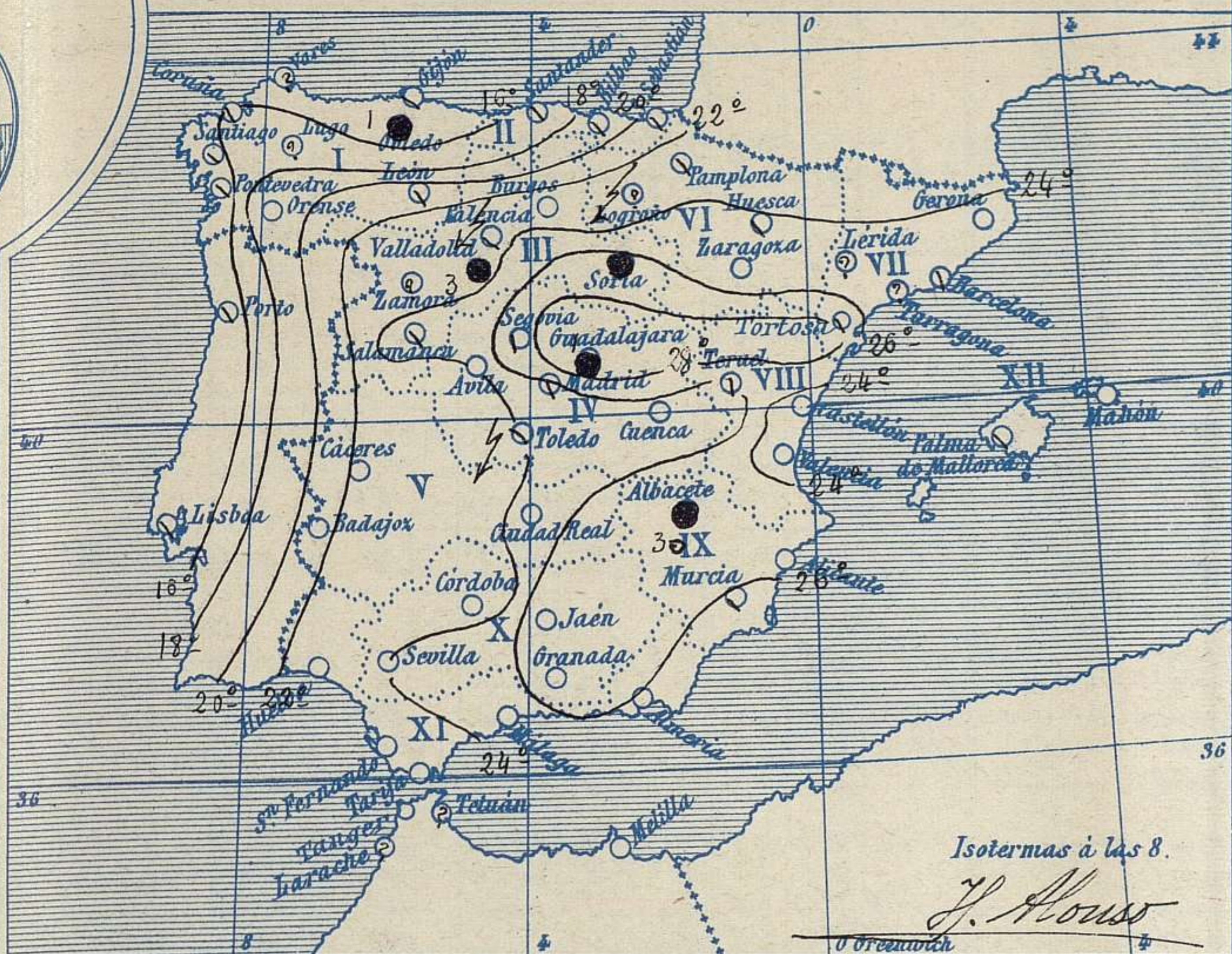
Saura

El Director general: Galarza

El Ingeniero Geógrafo Jefe del Observatorio. J. Galbis



Temperaturas y Lluvias



Tiempo probable

EN LAS REGIONES

- I
- II
- III
- IV
- V
- VI
- VII
- VIII
- IX
- X
- XI
- XII

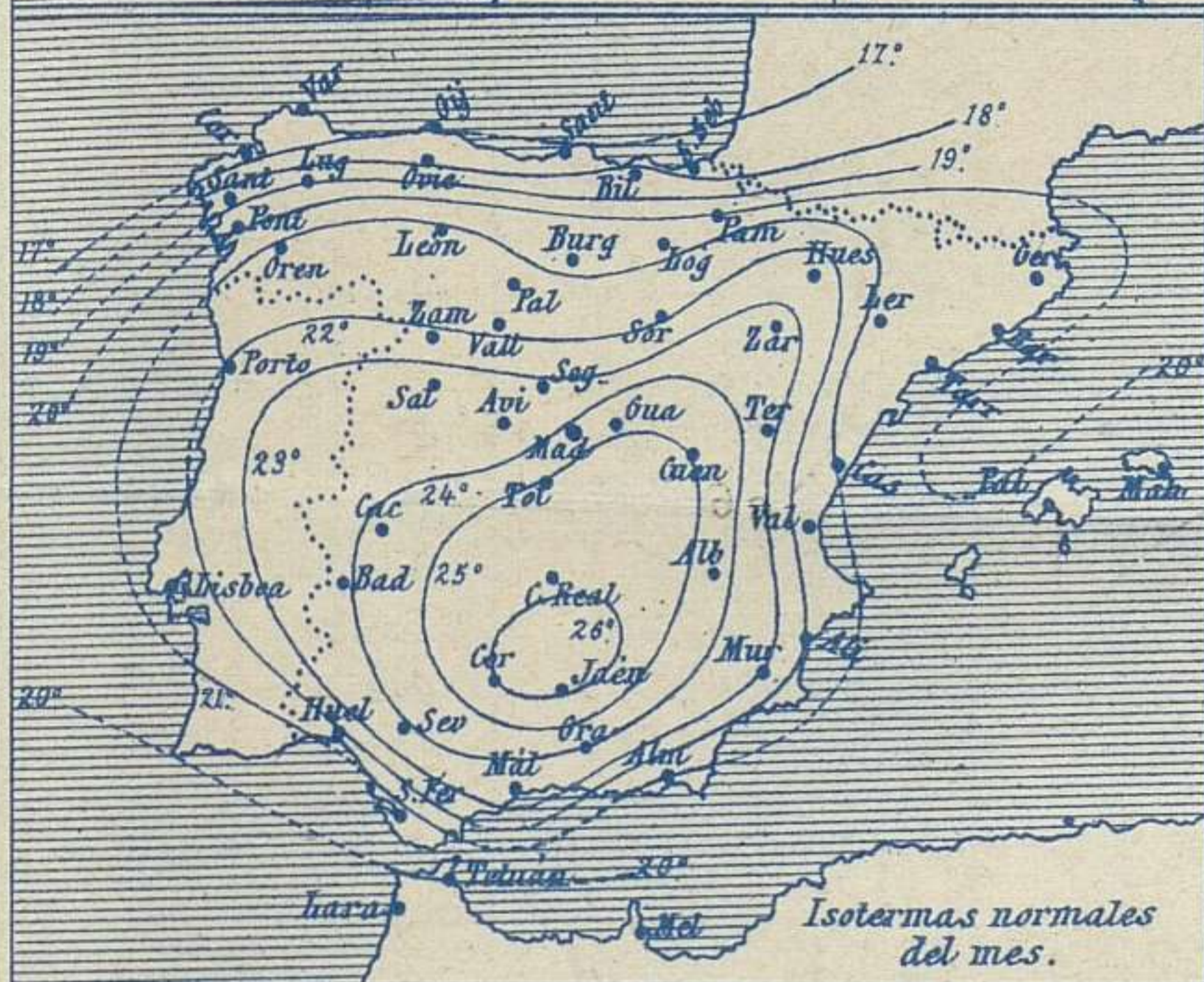
No se hizo predicción.

Isotermas a las 8.

J. Houssé

Los números colocados al lado de ● designan m/m de lluvia recogida.

Telegrama para las Comandancias de Marina depositado a las.....h.....m



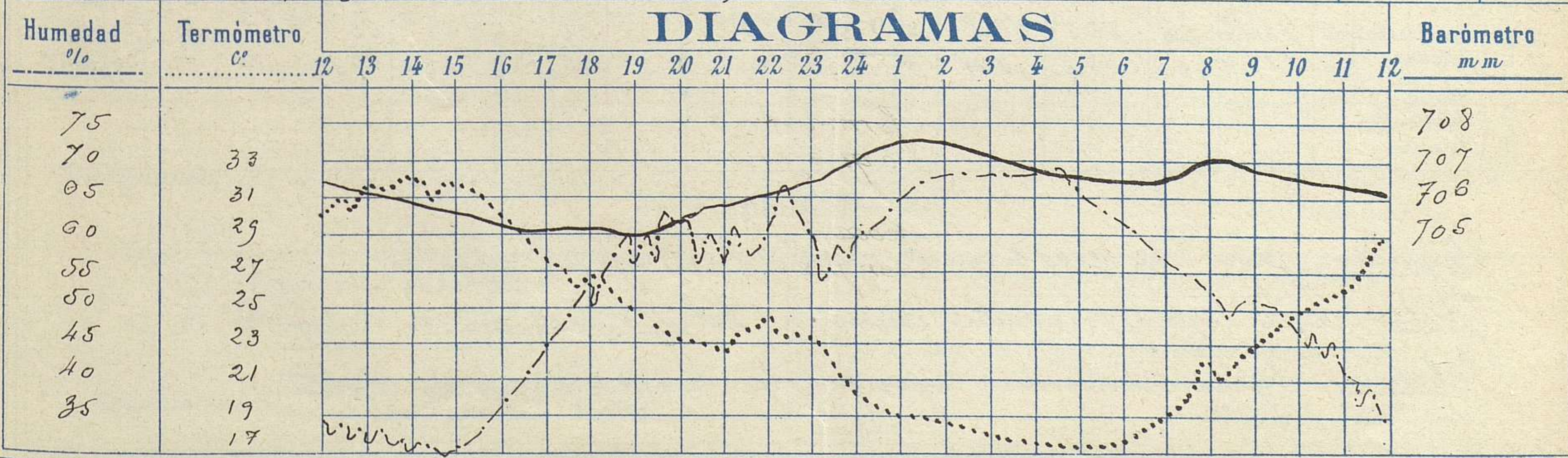
Isotermas normales del mes.

Observaciones de Madrid entre 12^h del día 14 y 12^h del día 15

PARQUE DEL RETIRO (Altitud 667 m.)

| Hora | Barómetro m m | Termómetro C° | Humedad o/o | Viento | | Lluvia o Nieve | Estado del Cielo | Notas | Observaciones aerológicas | |
|------|------------------|------------------|----------------|-----------|-----------------------|-------------------|---------------------|--------------------------------------|---------------------------|--------------|
| | | | | Dirección | F ^{ra} ó a 3 | | | | Horas | Alturas m |
| 12 | 706.69 | 30.1 | 34 | Cal. | 0 | | nub. | Temp. máx. a la sombra 31.9 | | |
| 16 | 705.22 | 30.1 | 37 | S. | 1 | | Cub. | Id. mín. id. 17.5 | | |
| 20 | 705.03 | 23.2 | 62 | E. S. E. | 0 | Trasf. | nub. | Horas de sol despejado en | | |
| 24 | 707.20 | 20.4 | 60 | E. | 4 | | Id. | el día de ayer 10 h 30 ^{mn} | | |
| 4 | 707.00 | 18.0 | 69 | E. N. E. | 2 | | Id. | | | |
| 8 | 707.06 | 22.1 | 57 | E. N. E. | 1 | | Id. | | | |
| 12 | 706.20 | 28.7 | 34 | S. | 0 | | Id. | | | |

DIAGRAMAS



Observaciones de España

| Observaciones de la mañana á 8 horas | | | | | | | | | | Id. en las 24 horas | | Id. de la víspera á 16 horas | | | | |
|--------------------------------------|------------------------------|----------------------|-------------|-----------|-----------------|-------------------|-------------------|--------------------|---------------------------|---------------------|--------------------------------|------------------------------|-----------|-------------------|-------------------|--|
| Estaciones | Barómetro | | Temperatura | Viento | | Estado del cielo | Estado del mar | Lluvia ó nieve | Temp. extr. ^{as} | | Barom. á 0° y al nivel del mar | Temperatura | Viento | | Estado del cielo | |
| | á 0° y al nivel del mar | Variación en 3 horas | | Dirección | F ^{za} | | | | Max. ^a | Min. ^a | | | Dirección | Fuerza | | |
| Región del N.W. I. | La Coruña | 762.6 | 0.0 | 16.4 | SSW | 3 | ub ^o | Ris ^a | 20 | 11 | 753.6 | 15.6 | W | 3 | niebla | |
| | Vares | | | | | | | | | | | | | | | |
| | Avilés | | | | | | | | | | | | | | | |
| | Gijón | 763.8 | +1.4 | 15.9 | NNW | 4 | ub ^o | Ll ^a | 18 | 15 | 763.2 | 14.8 | ENE | 3 | ub ^o | |
| | Oviedo | 763.1 | | 14.4 | S | 1 | ub ^o | | 20 | 14 | 763.3 | 13.2 | S | 1 | ub ^o | |
| | Finisterre | | | | | | | | | | | | | | | |
| | Santiago | 764.2 | 0.0 | 14.3 | SN | 3 | ub ^o | | 21 | 15 | 763.4 | 14.2 | SN | 2 | ub ^o | |
| | Pontevedra | 764.3 | +0.2 | 16.2 | SN | 2 | ub ^o | | 19 | 15 | 764.2 | 17.4 | SN | 4 | ub ^o | |
| Región Cantábrica II | Lugo | 763.9 | +1.0 | 19.6 | WSW | 1 | c.d ^o | | 21 | 16 | 760.5 | 20.0 | S | 4 | c.d ^o | |
| | Orense | 761.2 | | 19.5 | NNW | 2 | ub ^o | | 23 | 13 | 761.2 | 20.2 | S | 2 | ub ^o | |
| | León | | | | | | | | | | | | | | | |
| Región Cantábrica III | Santander | 760.2 | +1.0 | 16.5 | W | 1 | ub ^o | Ris ^a | 20 | 10 | 759.8 | 18.1 | ENE | 6 | ub ^o | |
| | Punta Galea | 761.1 | +0.5 | 14.3 | NW | 4 | niebla | id. | 21 | 16 | 761.6 | 20.3 | NE | 3 | c.d ^o | |
| | Bilbao | 762.2 | 0.0 | 21.3 | SSW | 0 | c.ub ^o | | 26 | 16 | 762.9 | 25.2 | NW | 2 | ub ^o | |
| | Cabo Machichaco | | | | | | | | | | | | | | | |
| San Sebastián | 762.1 | +0.7 | 20.5 | N | 5 | c.ub ^o | Ll ^a | 21 | 16 | 763.2 | 21.0 | N | 2 | ub ^o | | |
| Región Duero III | Lamora | | | | | | | | | | | | | | | |
| | Palencia | 760.5 | +0.5 | 21.4 | SSW | 2 | ub ^o | Snaps ^o | 22 | 16 | 759.5 | 29.5 | W | 1 | c.ub ^o | |
| | Burgos | 761.6 | 0.0 | 21.4 | WSW | 0 | c.d ^o | | 23 | 16 | 759.0 | 27.2 | S | 0 | c.ub ^o | |
| | Soria | 762.7 | | 21.0 | SE | 0 | niebla | Snaps ^o | 21 | 15 | 771.7 | 21.6 | NNW | 1 | niebla | |
| | Valladolid | 763.5 | 0.0 | 19.4 | cal | 0 | ub ^o | | 33 | 15 | 759.5 | 21.2 | SN | 2 | ub ^o | |
| Salamanca | 763.5 | +0.4 | 21.0 | NW | 1 | ub ^o | | 32 | 13 | 762.4 | 27.8 | SN | 2 | c.ub ^o | | |
| Región Central IV | Ávila | 762.8 | | 17.6 | SE | 4 | c.d ^o | | 27 | 15 | 760.2 | 25.6 | SE | 1 | c.d ^o | |
| | Segovia | 760.9 | 0.0 | 22.4 | NE | 0 | ub ^o | | 33 | 16 | 759.3 | 21.0 | SE | 1 | ub ^o | |
| | Madrid | 763.3 | +0.3 | 22.1 | ENE | 1 | ub ^o | Snaps ^o | 22 | 18 | 760.9 | 20.1 | S | 1 | ub ^o | |
| | Toledo | 762.9 | +0.2 | 21.0 | NE | 1 | ub ^o | | 34 | 18 | 759.4 | 32.7 | SN | 4 | ub ^o | |
| | Guadalajara | 763.0 | +0.0 | 22.4 | N | 0 | c.d ^o | | 32 | 15 | 758.6 | 21.0 | W | 1 | c.ub ^o | |
| Cuenca | 762.4 | +1.2 | 20.6 | S | 3 | c.ub ^o | | 30 | 12 | 758.1 | 29.8 | SE | 2 | c.ub ^o | | |
| Extrem ^a Mancha V | Cáceres | 763.6 | | 21.0 | S | 1 | c.d ^o | | 32 | 16 | 761.4 | 30.2 | SN | 1 | c.ub ^o | |
| | Badajoz | 764.9 | 0.0 | 18.0 | N | 1 | ub ^o | | 32 | 14 | 762.2 | 20.7 | S | 1 | ub ^o | |
| | Ciudad Real | 763.1 | +0.7 | 22.2 | NW | 1 | c.d ^o | | 38 | 18 | 761.9 | 21.0 | SN | 4 | c.ub ^o | |
| Alto Ebro VI | Logroño | 762.4 | | 20.3 | S | 0 | ub ^o | | 39 | 18 | 761.5 | 20.0 | S | 0 | ub ^o | |
| | Pamplona | 762.3 | +0.5 | 25.0 | SSW | 2 | ub ^o | | 30 | 15 | 763.3 | 27.2 | S | 1 | c.d ^o | |
| | Huesca | 763.1 | 0.0 | 21.2 | S | 2 | ub ^o | | 34 | 19 | 761.8 | 30.2 | SN | 0 | ub ^o | |
| | Zaragoza | 764.1 | 0.0 | 23.2 | S | 1 | c.d ^o | | 31 | 20 | 761.0 | 28.2 | S | 1 | c.d ^o | |
| Cataluña VII | Lérida | | | | | | | | | | | | | | | |
| | Gerona | 766.0 | 0.0 | 24.2 | NE | 0 | ub ^o | | 33 | 14 | 765.4 | 28.0 | S | 0 | ub ^o | |
| | Barcelona | 765.1 | +3.2 | 24.3 | SE | 1 | c.ub ^o | om. da. | 37 | 11 | 764.5 | 24.8 | SE | 1 | ub ^o | |
| | Tarragona | | | | | | | | | | | | | | | |
| Tortosa | 764.6 | 0.0 | 22.1 | S | 3 | ub ^o | | 30 | 20 | 763.3 | 27.8 | SE | 3 | c.d ^o | | |
| Levante VIII | Teruel | 762.7 | | 20.6 | N | 0 | ub ^o | | 31 | 15 | 761.1 | 24.2 | SE | 0 | ub ^o | |
| | Castellón | 762.0 | +1.0 | 22.9 | ENE | 0 | c.d ^o | Ris ^a | 26 | 31 | 761.9 | 25.0 | S | 2 | c.ub ^o | |
| | Valencia | 764.8 | +1.4 | 25.6 | ENE | 2 | c.ub ^o | | 28 | 21 | 763.4 | 25.4 | ENE | 2 | ub ^o | |
| Región del SE IX | Albacete | 763.1 | +0.5 | 22.7 | S | 3 | c.d ^o | | 30 | 35 | 759.3 | 24.0 | NE | 1 | niebla | |
| | Alicante | 763.8 | +0.4 | 26.0 | N | 0 | ub ^o | | 31 | 19 | 763.6 | 22.2 | ENE | 1 | c.d ^o | |
| | Murcia | 763.7 | +0.6 | 24.4 | SE | 1 | ub ^o | | 32 | 18 | 762.4 | 30.7 | SE | 3 | c.d ^o | |
| Cuenca del Guadalquivir X | Sevilla | 762.7 | | 24.0 | NW | 3 | ub ^o | | 35 | 15 | 762.2 | 24.8 | SN | 2 | c.d ^o | |
| | Córdoba | 762.9 | 0.0 | 22.2 | SE | 1 | c.d ^o | | 34 | 18 | 761.1 | 22.8 | SN | 1 | ub ^o | |
| | Jaén | 762.0 | | 25.4 | S | 0 | c.d ^o | | 33 | 21 | 759.9 | 21.8 | NE | 0 | c.d ^o | |
| | Granada | 763.4 | +0.2 | 22.2 | S | 0 | ub ^o | | 31 | 17 | 762.6 | 28.6 | S | 3 | ub ^o | |
| Costa del Sur XI | Huelva | 762.5 | | 23.0 | NW | 4 | ub ^o | | 26 | 15 | 762.8 | 26.0 | SN | 2 | c.d ^o | |
| | San Fernando | 762.6 | -0.1 | 21.2 | S | 1 | c.d ^o | Ris ^a | 33 | 16 | 762.4 | 24.1 | N | 3 | c.ub ^o | |
| | Tarifa | 762.9 | | 22.6 | S | 2 | ub ^o | Ll ^a | 24 | 19 | 762.5 | 20.0 | W | 3 | ub ^o | |
| | Málaga | 763.7 | 0.0 | 24.8 | SN | 0 | c.d ^o | om. da. | 27 | 21 | 764.1 | 26.8 | SE | 2 | ub ^o | |
| | Almería | 763.3 | | 25.8 | S | 0 | c.d ^o | cal | 27 | 24 | 762.3 | 26.0 | SN | 1 | ub ^o | |
| Canarias XII | Palma | 764.9 | -0.4 | 22.8 | ENE | 3 | ub ^o | om. da. | 26 | 19 | 764.8 | 25.2 | SN | 5 | ub ^o | |
| | Mahón | 764.7 | +0.2 | 24.8 | N | 1 | ub ^o | | 24 | 19 | 764.7 | 26.2 | N | 3 | ub ^o | |
| Africanas XIII | Sa. Cruz de Ten ^o | 760.5 | 0.0 | 22.7 | SE | 0 | ub ^o | Ll ^a | 26 | 19 | 759.2 | 23.7 | ENE | 2 | ub ^o | |
| | Laguna | 765.4 | +0.5 | 17.3 | NW | 4 | ub ^o | | 23 | 13 | 763.4 | 20.0 | NW | 4 | ub ^o | |
| Africa | Tetuan | | | | | | | | | | | | | | | |
| | Melilla | | | | | | | | | | | | | | | |
| | Tarache | | | | | | | | | | | | | | | |

Noticias

Logroño - Ayer á las 18-20 tormenta parte SW (Prof. Sr. Etxalde).

Toledo - Ayer ligera tormenta eléctrica del NE á 19^h (Prof. Sr. Liso).

Palencia - Ligera tormenta ayer por la tarde - (Prof. Sr. Belena).