

# DIRECCIÓN GENERAL DEL INSTITUTO GEOGRÁFICO Y ESTADÍSTICO

8 obados

AÑO XXI

## BOLETÍN

1913

Núm.º 123

DEL

de Mayo

## OBSERVATORIO CENTRAL METEOROLÓGICO

### Observaciones del Extranjero

| Observaciones de la mañana á las 7 <sup>h</sup> |                                     |                      |             |           |                 | Id.en las 24 horas |                | Id.de la vispera por la tarde |                                       |                  |                                                        |             |           |                 |                  |        |
|-------------------------------------------------|-------------------------------------|----------------------|-------------|-----------|-----------------|--------------------|----------------|-------------------------------|---------------------------------------|------------------|--------------------------------------------------------|-------------|-----------|-----------------|------------------|--------|
| Estaciones                                      | Barómetro                           |                      | Temperatura | Viento    |                 | Estado del cielo   | Estado del mar | Lluvia ó nieve                | Temp <sup>as</sup> extr <sup>as</sup> |                  | Barom <sup>o</sup> á 0 <sup>o</sup> y al nivel del mar | Temperatura | Viento    |                 | Estado del cielo |        |
|                                                 | á 0 <sup>o</sup> y al nivel del mar | Variación en 3 horas |             | Dirección | F <sup>va</sup> |                    |                |                               | Max <sup>a</sup>                      | Min <sup>a</sup> |                                                        |             | Dirección | F <sup>va</sup> |                  |        |
| Escandi-<br>navia                               | Bodo                                | 753.2                | -0.4        | 8.2       | E               | 2                  | S <sup>o</sup> | —                             | 11                                    | 5                | 757.6                                                  | 7.6         | E.N.E     | 2               | S <sup>o</sup>   |        |
|                                                 | Cristiansund                        | 754.1                | +0.7        | 12.8      | S               | 1                  | c.ubb.         | —                             | 22                                    | 10               | 754.3                                                  | 17.8        | N.W       | 1               | c.ubb.           |        |
|                                                 | Skudesnoes                          | 754.8                | -0.1        | 7.4       | S.W             | 4                  | niebla         | —                             | 19                                    | 7                | 755.6                                                  | 12.0        | S.E       | 1               | ubb.             |        |
| Europa Oriental<br>y Central                    | Riga                                | 760.8                | -0.4        | 4.5       | S.E             | 1                  | S <sup>o</sup> | —                             | —                                     | —                | 760.7                                                  | 9.9         | E.N.E     | 0               | S <sup>o</sup>   |        |
|                                                 | Moscou                              | 760.6                | -0.1        | 2.0       | N.N.E           | 1                  | ubb.           | —                             | —                                     | —                | 760.7                                                  | 0.5         | N.E       | 0               | S <sup>o</sup>   |        |
|                                                 | Nicolaiev                           | 756.3                | —           | 13.7      | S.W             | 1                  | ubb.           | —                             | —                                     | —                | 757.0                                                  | 15.5        | S         | 2               | ubb.             |        |
|                                                 | Feldkirch                           | 758.4                | -0.2        | 7.5       | cal.            | 0                  | ubb.           | —                             | 2                                     | 4                | 761.0                                                  | 5.9         | cal.      | 0               | S <sup>o</sup>   |        |
|                                                 | Cernorvitx                          | 756.8                | +0.2        | 11.2      | cal.            | 0                  | S <sup>o</sup> | —                             | 2.6                                   | 8                | 755.7                                                  | 17.2        | cal.      | 0               | S <sup>o</sup>   |        |
|                                                 | Gracovia                            | 757.9                | +0.6        | 13.3      | N.N.W           | 1                  | ubb.           | —                             | 2.4                                   | 1.2              | 756.1                                                  | 17.0        | N.N.W     | 1               | S <sup>o</sup>   |        |
|                                                 | Pola                                | 756.9                | +0.1        | 8.2       | cal.            | 0                  | ubb.           | —                             | 1.9                                   | 8                | 759.1                                                  | 12.2        | cal.      | 0               | S <sup>o</sup>   |        |
|                                                 | Viena                               | 758.1                | +0.1        | 10.5      | W               | 2                  | c.ubb.         | —                             | 3                                     | 12               | 757.3                                                  | 9.8         | W         | 4               | lunna            |        |
|                                                 | Berlin                              | 758.9                | —           | 10.5      | S.W             | 3                  | c.ubb.         | —                             | 1.2                                   | 10               | 757.6                                                  | 12.2        | S.W       | 3               | ubb.             |        |
| Berna                                           | 758.1                               | —                    | 0.4         | E         | 0               | Brunna             | —              | —                             | —                                     | 769.3            | 5.4                                                    | E           | 0         | c.ubb.          |                  |        |
| Islas<br>Británicas                             | Stornoway                           | 748.0                | -0.7        | 7.2       | S               | 3                  | lunna          | —                             | 5.0                                   | 11.7             | 7.2                                                    | 754.4       | 10.6      | S.W             | 3                | c.ubb. |
|                                                 | Shields                             | 752.1                | -0.2        | 5.0       | S.W             | 2                  | c.ubb.         | —                             | 15.9                                  | 5.9              | 757.4                                                  | 10.6        | E.S.E     | 3               | c.ubb.           |        |
|                                                 | Valentia                            | 754.1                | +1.0        | 8.9       | N.W             | 4                  | ubb.           | —                             | 37.9                                  | 10.6             | 8.2                                                    | 754.9       | 9.4       | S.E             | 2                | lunna  |
| Francia                                         | Gris Nex                            | 757.1                | -0.2        | 9.9       | S.W             | 4                  | ubb.           | —                             | 1.3                                   | 8                | 759.2                                                  | 10.2        | S.W       | 4               | ubb.             |        |
|                                                 | St. Mathieu                         | 754.2                | +1.5        | 9.2       | N.S.W           | 5                  | lunna          | —                             | 1.2                                   | 9                | 762.5                                                  | 12.2        | N.W       | 2               | ubb.             |        |
|                                                 | Isla de Aix                         | 758.4                | -1.2        | 9.5       | S.W             | 2                  | S <sup>o</sup> | —                             | 2                                     | 1.4              | 9                                                      | 761.6       | 11.2      | N.W             | 5                | ubb.   |
|                                                 | Biarritz                            | 760.5                | -0.6        | 9.8       | N.S.W           | 4                  | S <sup>o</sup> | —                             | 1.9                                   | 1.2              | 8                                                      | 762.5       | —         | N.W             | —                | —      |
|                                                 | Paris                               | 758.7                | -0.6        | 8.0       | S.W             | 1                  | S <sup>o</sup> | —                             | 1.3                                   | 2.9              | 759.8                                                  | 11.0        | W         | 2               | S <sup>o</sup>   |        |
|                                                 | Clermont                            | 759.8                | -0.2        | 7.5       | S.E             | 2                  | ubb.           | —                             | 2                                     | 12.8             | 4.9                                                    | 760.5       | 6.6       | N.W             | 2                | lunna  |
|                                                 | Perpiñan                            | 760.5                | +2.5        | 11.2      | N.W             | 3                  | c.ubb.         | —                             | 8                                     | 17.6             | 2.1                                                    | 761.1       | 10.0      | W               | 3                | ubb.   |
|                                                 | Cabo Sicié                          | 754.8                | -0.2        | 9.8       | W               | 5                  | Brunna         | —                             | 1.5                                   | 7                | 759.1                                                  | 10.4        | W         | 4               | ubb.             |        |
| Niza                                            | 756.8                               | 0.0                  | 8.0         | E         | 1               | ubb.               | —              | 1.7                           | 8                                     | 756.4            | 13.0                                                   | cal.        | 0         | ubb.            |                  |        |
| Italia                                          | Liorna                              | 757.5                | 0.0         | 13.4      | E.N.E           | 3                  | ubb.           | —                             | 2                                     | —                | 759.3                                                  | 16.0        | W         | 4               | c.ubb.           |        |
|                                                 | Roma                                | 758.0                | -0.8        | 13.0      | S               | 2                  | c.ubb.         | —                             | —                                     | —                | 769.1                                                  | 15.8        | S.W       | 2               | ubb.             |        |
|                                                 | Cagliari                            | 757.9                | —           | 13.5      | N.E             | 3                  | ubb.           | —                             | —                                     | —                | 760.3                                                  | 21.2        | N.W       | 2               | c.ubb.           |        |
|                                                 | Palermo                             | 760.1                | 0.0         | 13.0      | S               | 2                  | niebla         | —                             | —                                     | —                | 761.7                                                  | 15.8        | N.W       | 4               | c.ubb.           |        |
| Portugal                                        | Porto                               | 766.4                | -0.7        | 10.5      | cal.            | 0                  | ubb.           | —                             | 1.5                                   | 8                | 767.6                                                  | 10.9        | N         | 4               | S <sup>o</sup>   |        |
|                                                 | Lisboa                              | 765.4                | +0.4        | 14.0      | N.N.W           | 4                  | S <sup>o</sup> | —                             | 1.7                                   | 4                | 766.6                                                  | 13.8        | N.N.W     | 4               | ubb.             |        |
|                                                 | Lagos                               | 765.4                | +0.8        | 16.0      | N.E             | 4                  | S <sup>o</sup> | —                             | 2.0                                   | 10               | 766.1                                                  | 17.5        | N.E       | 3               | S <sup>o</sup>   |        |
|                                                 | Horta                               | —                    | —           | —         | —               | —                  | —              | —                             | —                                     | —                | —                                                      | —           | —         | —               | —                |        |
|                                                 | Angra                               | —                    | —           | —         | —               | —                  | —              | —                             | —                                     | —                | —                                                      | —           | —         | —               | —                |        |
|                                                 | Punta Delgada                       | 772.2                | -0.7        | 15.5      | N.N.E           | 1                  | ubb.           | —                             | 1.9                                   | 15               | 772.8                                                  | 16.0        | N.N.E     | 2               | ubb.             |        |
| Funchal                                         | 767.0                               | +0.0                 | 18.7        | N.E       | 3               | ubb.               | —              | 1.9                           | 10                                    | 768.1            | 17.2                                                   | N.E         | 3         | S <sup>o</sup>  |                  |        |
| Marruecos<br>y Argelia                          | Tánger                              | 764.8                | —           | 11.6      | S               | 2                  | ubb.           | —                             | 1.9                                   | 9                | 764.8                                                  | 18.8        | W         | 3               | S <sup>o</sup>   |        |
|                                                 | Casablanca                          | —                    | —           | —         | —               | —                  | —              | —                             | —                                     | —                | —                                                      | —           | —         | —               | —                |        |
|                                                 | Nemours                             | —                    | —           | —         | —               | —                  | —              | —                             | —                                     | —                | —                                                      | —           | —         | —               | —                |        |
|                                                 | Argel                               | 761.4                | —           | 16.6      | N.W             | 1                  | ubb.           | —                             | —                                     | —                | —                                                      | —           | —         | —               | —                |        |
|                                                 | Cap de Garde                        | 761.0                | —           | 12.2      | cal.            | 0                  | S <sup>o</sup> | —                             | —                                     | —                | —                                                      | —           | —         | —               | —                |        |

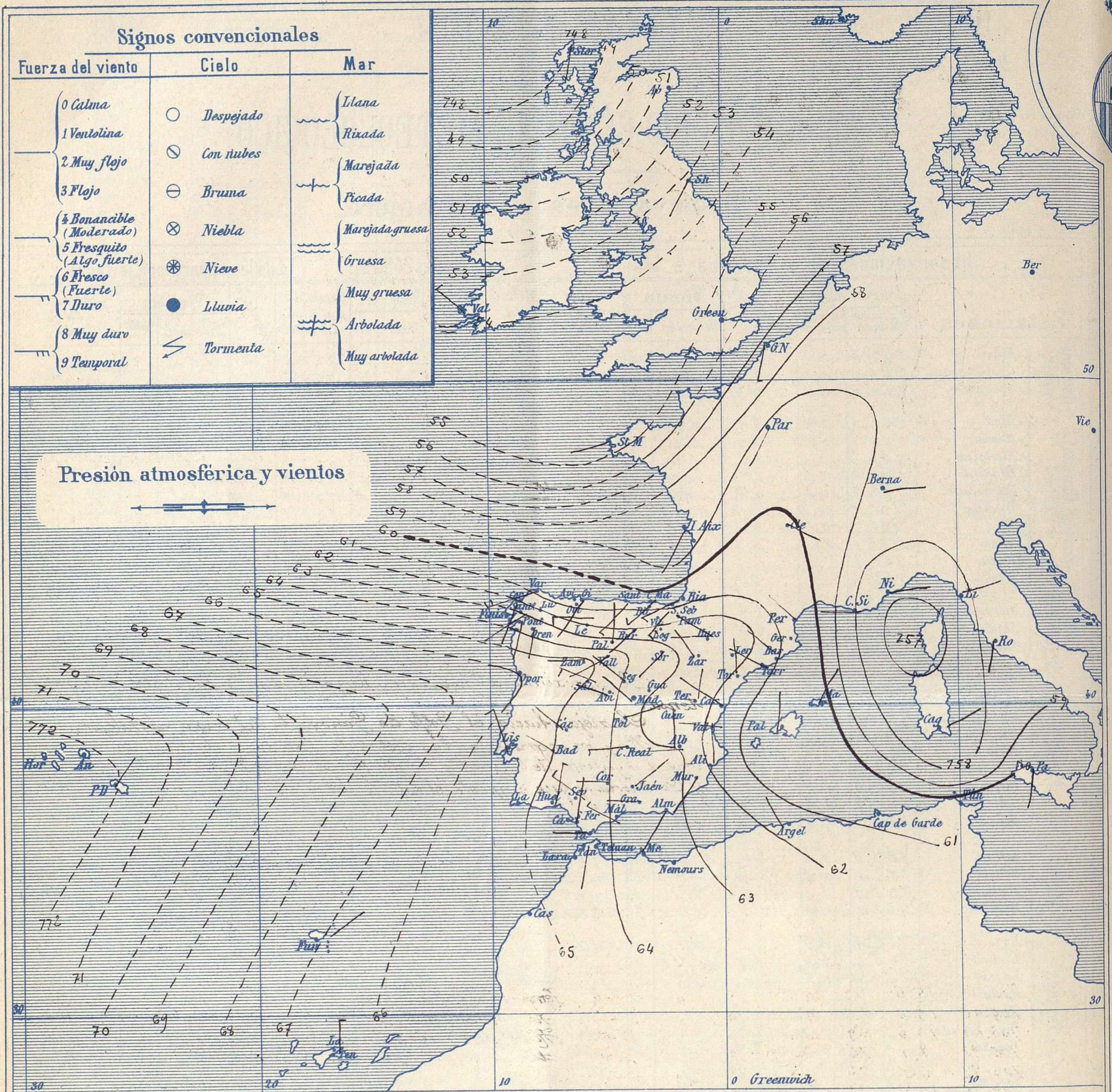
**Radiogramas de la torre Eiffel.** { Reykjavik (Islandia) a 8<sup>h</sup> de hoy; Presión 749 mm; viento S E flojo.  
 Saint Pierre et Miquelon (America) a 20<sup>h</sup> de ayer. Presión 762 mm; viento E S E moderado.

**Precios de suscripción**  
 Un año... 18 pesetas. Un semestre... 9 pesetas.

**Administrador** { Habilitado del material de la Dirección general del Instituto Geográfico y Estadístico. Madrid

**Dirección: Adresse: Address:**  
 Señor  
 Jefe del Observatorio Central Meteorológico  
 Parque del Retiro  
**Madrid. (ESPAÑA)**

Apartado n.º 285.



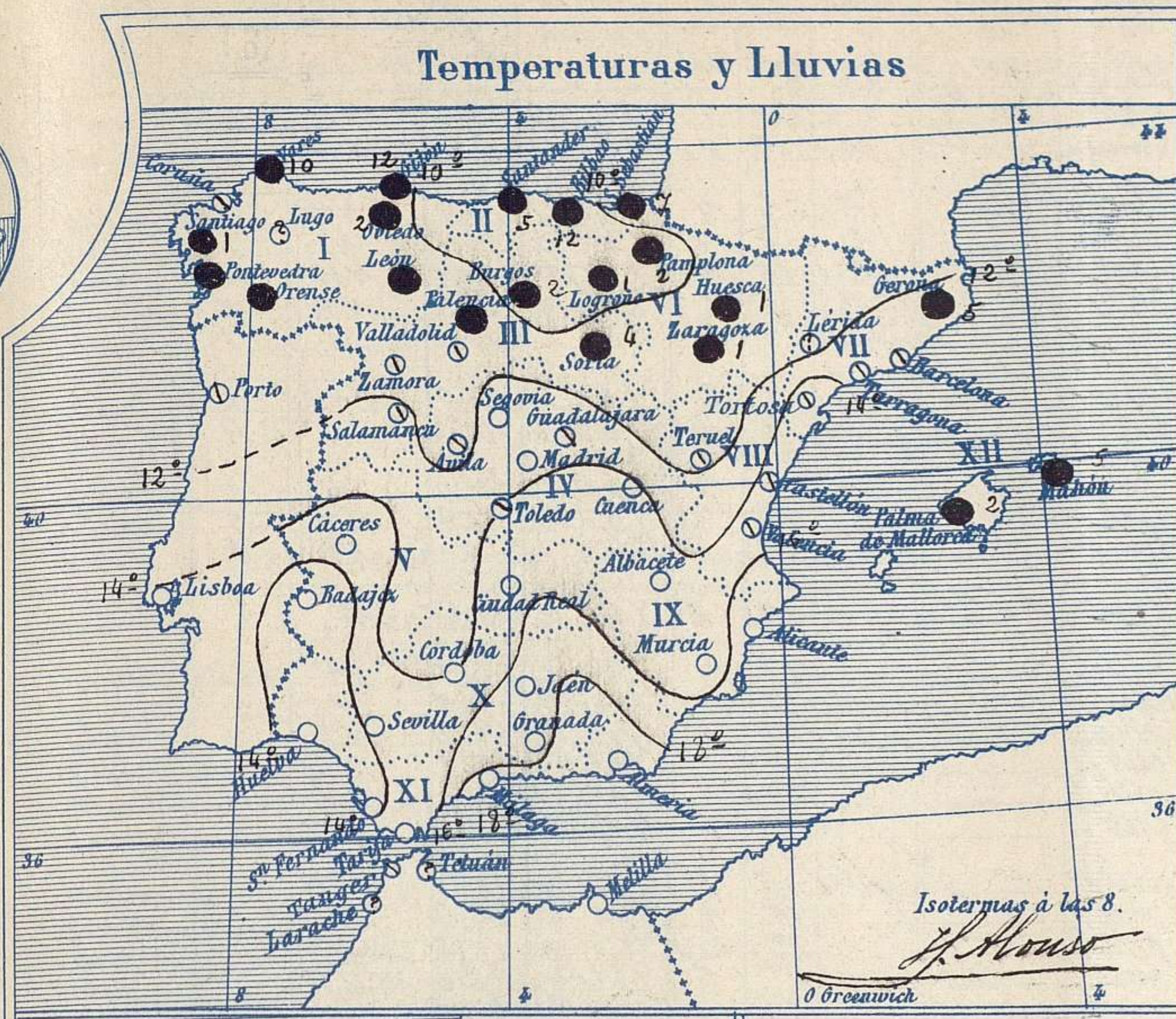
**Estado general**

Se aproxima a Escocia una borrasca que produce mal tiempo sobre las Islas Británicas, esta perturbación atmosférica, parece que viene acompañada de otra menos intensa pero de efectos mas inmediatos para nuestra Península; llueve en Galicia y Cantabria con vientos moderados de la region del Oeste y tambien se registran lluvias menos copiosas sobre Aragón, Cataluña y Baleares, debidos a la pequeña depresión del Mediterráneo.

La temperatura máxima de ayer fue de 25 grados en Huelva y Malaga y la mínima de hoy ha sido de 1 grado en Burgos.

Las mayores presiones residen al Occidente de las Azores

*García*



### Tiempo probable

EN LAS REGIONES

I } Vientos moderados a fuertes del 3<sup>er</sup> cuadrante y tiempo lluvioso. Mar.

II }

III }

IV } Vientos flojos o moderados de direccion variable y tiempo de cielo nublado.

V }

VI }

VII }

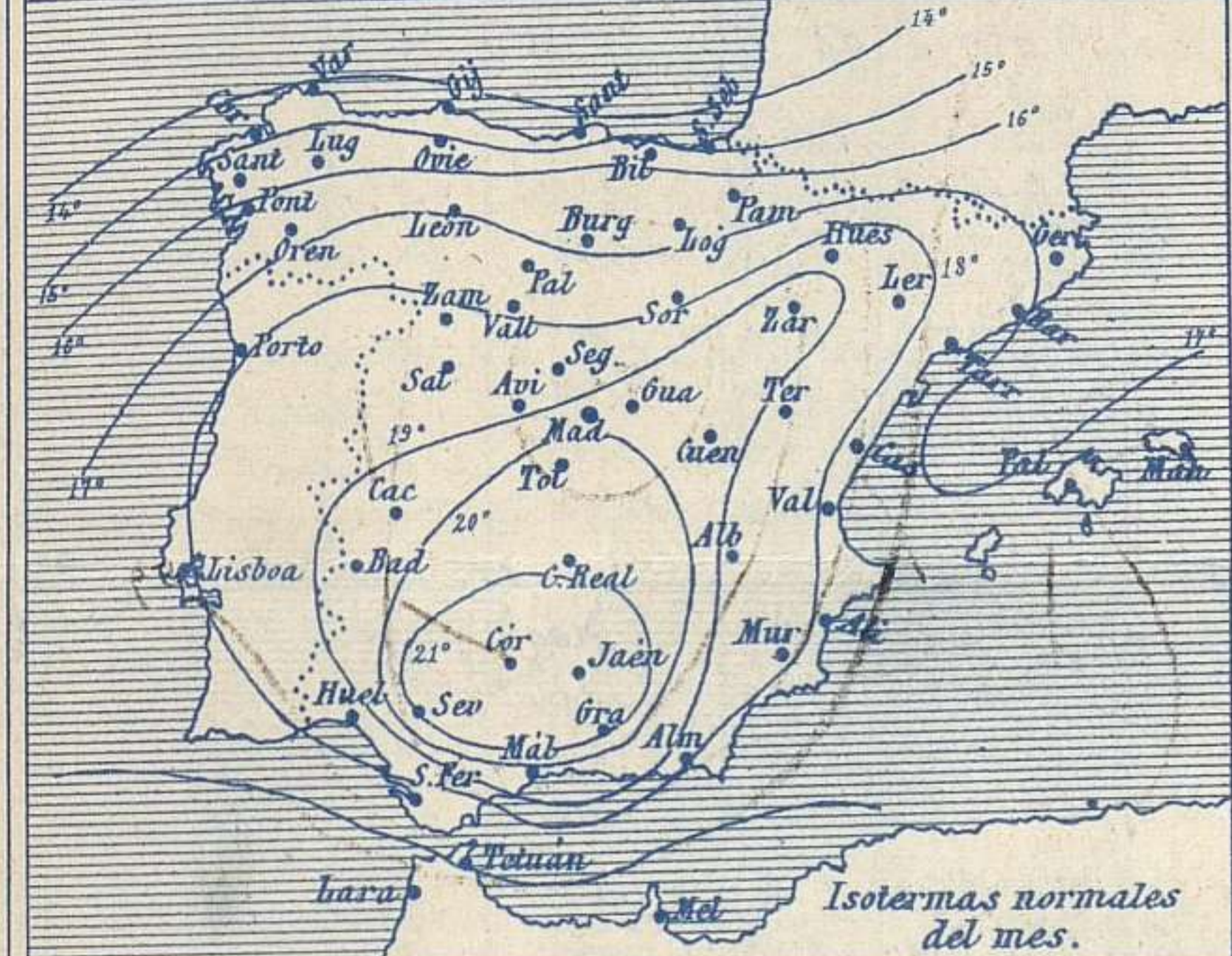
VIII }

IX } Vientos flojos o moderados de la region del Oeste y buen tiempo poco estable.

X }

XI }

XII }



Los numeros colocados al lado de ● designan m/m de lluvia recogida.

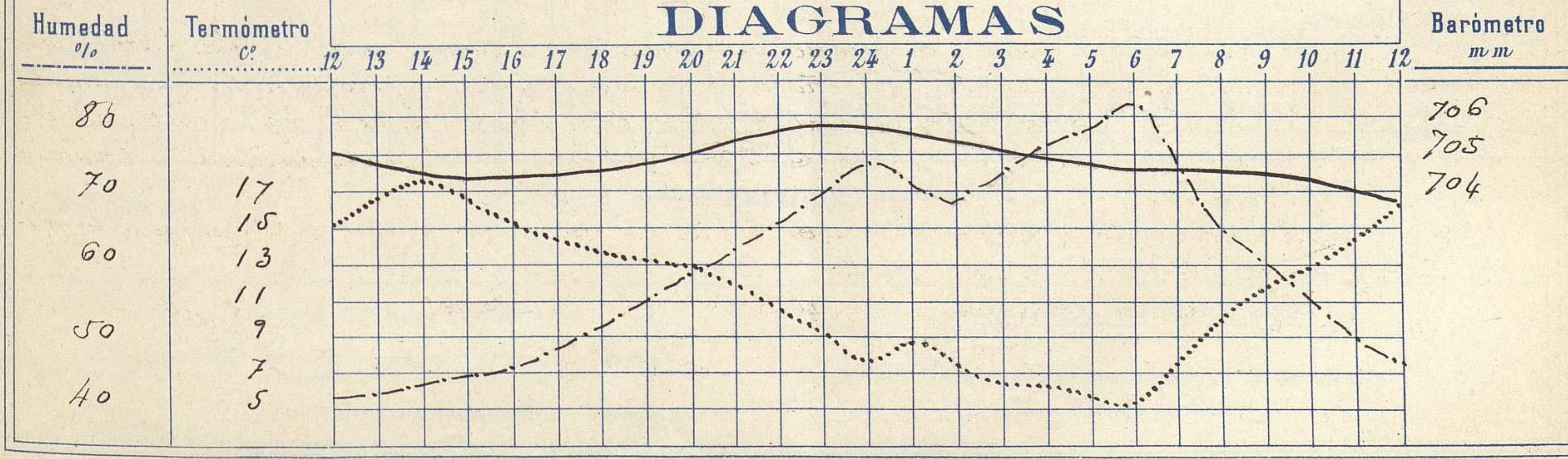
Telegrama para las Comandancias de Marina depositado a las 12. h. 55. m

Se aproxima a Escocia una borrasca y a Galicia otra menos intensa. Se aleja hacia el Golfo de Genova la del mar Balear. Hay mar gruesa en las costas de Irlanda. Es probable que continúe el régimen de lluvias y vientos frescos del 3<sup>er</sup> cuadrante en Galicia y Cantabria y que empeore el estado del mar.

### Observaciones de Madrid entre 12<sup>h</sup> del dia 2 y 12<sup>h</sup> del dia 3

#### PARQUE DEL RETIRO (Altitud 667 m<sup>2</sup>)

| Hora | Barómetro m m | Termómetro C° | Humedad o/o | Viento    |                       | Lluvia o Nieve | Estado del Cielo | Notas                                     | Observaciones aerológicas |           |           |        |
|------|---------------|---------------|-------------|-----------|-----------------------|----------------|------------------|-------------------------------------------|---------------------------|-----------|-----------|--------|
|      |               |               |             | Dirección | F <sup>xa</sup> 0 a 9 |                |                  |                                           | Horas                     | Alturas m | Dirección | Fuerza |
| 12   | 705.11        | 15.6          | 42          | N.W.      | 2                     | "              | nub.             | Temp. max. a la sombra 19.6               | 10 <sup>h</sup>           | 1.00      | S.W.      | 1      |
| 16   | 704.46        | 15.6          | 46          | N.N.W.    | 4                     | "              | C. cub.          | Id. min. a la id. 5.6                     |                           |           |           |        |
| 20   | 705.01        | 13.0          | 59          | N.W.      | 1                     | "              | C. D.            | Horas de sol desp. en el                  |                           |           |           |        |
| 24   | 705.92        | 8.1           | 74          | N.N.W.    | 0                     | "              | Id.              | dia de ayer 6 <sup>h</sup> 5 <sup>m</sup> |                           |           |           |        |
| 4    | 704.98        | 6.5           | 76          | N.        | 1                     | "              | Id.              |                                           |                           |           |           |        |
| 8    | 704.76        | 10.2          | 65          | N.W.      | 1                     | "              | Id.              |                                           |                           |           |           |        |
| 12   | 703.72        | 10.3          | 47          | N.N.W.    | 1                     | "              | Cub.             |                                           |                           |           |           |        |



# Observaciones de España

| Observaciones de la mañana á 8 horas |                                     |                      |             |           |                 |                  |                |                 |                                      | Id. en las 24 horas |                                                        |             | Id. de la vispera á 16 horas |        |                  |        |        |
|--------------------------------------|-------------------------------------|----------------------|-------------|-----------|-----------------|------------------|----------------|-----------------|--------------------------------------|---------------------|--------------------------------------------------------|-------------|------------------------------|--------|------------------|--------|--------|
| Estaciones                           | Barómetro                           |                      | Temperatura | Viento    |                 | Estado del cielo | Estado del mar | Lluvia ó nieve  | Temp <sup>s</sup> extr <sup>as</sup> |                     | Barom <sup>o</sup> á 0 <sup>o</sup> y al nivel del mar | Temperatura | Viento                       |        | Estado del cielo |        |        |
|                                      | á 0 <sup>o</sup> y al nivel del mar | Variación en 3 horas |             | Dirección | F <sup>za</sup> |                  |                |                 | Max <sup>a</sup>                     | Min <sup>a</sup>    |                                                        |             | Dirección                    | Fuerza |                  |        |        |
| Región del N.W. I.                   | La Coruña                           | 762.6                | -0.3        | 11.0      | SW              | 3                | ub.            | mla             |                                      |                     | 14                                                     | 9           | 766.3                        | 12.4   | NW               | 2      | c. ub. |
|                                      | Vares                               | 759.6                | -1.2        | 9.9       | SW              | 6                | lunua          | mla             |                                      |                     | 10                                                     | 8           | 755.3                        | 11.5   | NW               | 2      | c. ub. |
|                                      | Avilés                              |                      |             |           |                 |                  |                |                 |                                      |                     |                                                        |             |                              |        |                  |        |        |
|                                      | Gijón                               | 761.2                | -1.1        | 10.3      | SW              | 3                | lunua          | mla             |                                      |                     | 12                                                     | 9           | 765.6                        | 12.4   | NW               | 4      | c. ub. |
|                                      | Oviedo                              | 758.8                |             | 9.2       | W               | 1                | id.            |                 |                                      |                     | 2                                                      | 8           | 765.0                        | 12.2   | N                | 1      | ub.    |
|                                      | Fluisterre                          | 762.7                | -0.6        | 11.6      | W               | 5                | id.            | P <sup>ta</sup> |                                      |                     | 9                                                      | 11          | 766.9                        | 14.4   | NW               | 4      | ub.    |
|                                      | Santiago                            | 762.6                | -1.1        | 9.0       | SW              | 3                | id.            |                 |                                      |                     | 1                                                      | 6           | 766.7                        | 11.4   | NW               | 2      | lunua  |
|                                      | Pontevedra                          | 765.1                | -0.2        | 10.2      | S               | 2                | id.            |                 |                                      |                     | 13                                                     | 8           | 767.1                        | 14.6   | N                | 1      | ub.    |
|                                      | Lugo                                |                      |             |           |                 |                  |                |                 |                                      |                     |                                                        |             |                              |        |                  |        |        |
| Orense                               | 764.0                               | -2.0                 | 11.2        | S         | 2               | lunua            |                |                 |                                      | 16                  | 8                                                      | 764.8       | 14.0                         | NW     | 3                | ub.    |        |
| León                                 | 762.3                               |                      | 8.0         | NW        | 4               | id.              |                |                 |                                      | 14                  | 4                                                      | 762.6       | 10.3                         | N      | 4                | c. ub. |        |
| Región Cantábrica II                 | Santander                           | 758.4                | -0.7        | 9.8       | SW              | 5                | id.            | mla             |                                      |                     | 5                                                      | 9           | 762.0                        | 10.4   | W                | 4      | ub.    |
|                                      | Punta Gatea                         | 760.0                | -0.5        | 10.8      | SW              | 5                | ub.            | mla             |                                      |                     | 13                                                     | 9           | 763.4                        | 11.9   | NW               | 5      | ub.    |
|                                      | Bilbao                              | 761.9                | -2.0        | 9.2       | SE              | 2                | lunua          |                 |                                      |                     | 12                                                     | 8           | 765.1                        | 10.6   | NW               | 3      | c. ub. |
|                                      | Cabo Machichaco                     |                      |             |           |                 |                  |                |                 |                                      |                     |                                                        |             |                              |        |                  |        |        |
| San Sebastián                        | 760.8                               | -0.4                 | 12.0        | SW        | 6               | lunua            | mla            |                 |                                      | 7                   | 12                                                     | 764.2       | 11.5                         | W      | 3                | lunua  |        |
| Región Duero III                     | Zamora                              | 764.7                | +1.0        | 7.4       | W               | 2                | ub.            |                 |                                      |                     | 17                                                     | 5           | 762.3                        | 15.2   | W                | 1      | c. ub. |
|                                      | Palencia                            | 762.9                | 0.0         | 7.4       | N               | 2                | lunua          | mla             |                                      |                     | 14                                                     | 3           | 764.2                        | 12.8   | N                | 5      | ub.    |
|                                      | Burgos                              | 761.4                | -0.4        | 7.8       | SW              | 1                | id.            |                 |                                      |                     | 2                                                      | 1           | 762.4                        | 9.4    | NE               | 1      | ub.    |
|                                      | Soria                               | 763.3                |             | 4.6       | SW              | 3                | ub.            |                 |                                      |                     | 4                                                      | 2           | 762.3                        | 8.8    | NW               | 2      | ub.    |
|                                      | Valladolid                          | 764.5                | 0.0         | 7.4       | NW              | 2                | ub.            |                 |                                      |                     | 15                                                     | 4           | 762.7                        | 14.0   | NW               | 1      | ub.    |
| Salamanca                            | 763.9                               | 0.0                  | 8.2         | NW        | 4               | ub.              |                |                 |                                      | 7                   | 3                                                      | 763.7       | 12.6                         | NW     | 3                | c. ub. |        |
| Región Central IV                    | Avila                               | 764.8                |             | 5.4       | NW              | 1                | ub.            |                 |                                      |                     | 13                                                     | 3           | 762.4                        | 11.4   | NW               | 1      | ub.    |
|                                      | Segovia                             | 762.4                | 0.0         | 8.0       | NW              | 0                | c. d.          |                 |                                      |                     | 15                                                     | 4           | 762.3                        | 12.0   | N                | 1      | ub.    |
|                                      | Madrid                              | 762.0                | -0.1        | 5.0       | NW              | 1                | c. d.          |                 |                                      |                     | 17                                                     | 5           | 761.5                        | 15.6   | NW               | 4      | ub.    |
|                                      | Toledo                              | 762.1                | -0.1        | 11.2      | NE              | 1                | ub.            |                 |                                      |                     | 19                                                     | 9           | 761.4                        | 18.0   | NW               | 3      | ub.    |
|                                      | Guadalajara                         | 762.6                | +0.2        | 8.8       | N               | 0                | c. ub.         |                 |                                      |                     | 16                                                     | 4           | 761.1                        | 14.0   | NW               | 4      | c. ub. |
| Cuenca                               | 761.5                               | +1.2                 | 9.3         | S         | 1               | ub.              |                |                 |                                      | 2                   | 1                                                      | 760.3       | 20.5                         | NW     | 2                | ub.    |        |
| Extrem <sup>a</sup> Mancha V         | Cáceres                             | 762.7                |             | 12.4      | NW              | 2                | so             |                 |                                      |                     | 22                                                     | 5           | 762.6                        | 20.4   | NW               | 1      | ub.    |
|                                      | Badajoz                             | 765.4                | 0.0         | 10.6      | NW              | 1                | so             |                 |                                      |                     | 20                                                     | 7           | 764.9                        | 18.6   | NW               | 2      | ub.    |
|                                      | Ciudad Real                         | 762.5                | +0.4        | 12.3      | W               | 4                | c. d.          |                 |                                      |                     | 18                                                     | 6           | 762.3                        | 17.2   | W                | 4      | ub.    |
| Alto Ebro VI                         | Logroño                             | 762.2                |             | 7.7       | W               | 1                | lunua          |                 |                                      |                     | 1                                                      | 6           | 763.3                        | 10.6   | N                | 5      | ub.    |
|                                      | Pamplona                            | 761.5                | -1.2        | 7.2       | SE              | 0                | id.            |                 |                                      |                     | 2                                                      | 5           | 763.6                        | 9.2    | NW               | 4      | ub.    |
|                                      | Huesca                              | 761.6                | -0.3        | 8.2       | W               | 5                | ub.            |                 |                                      |                     | 1                                                      | 16          | 759.5                        | 11.2   | W                | 6      | c. d.  |
|                                      | Zaragoza                            | 762.3                | 0.0         | 10.4      | NW              | 1                | c. ub.         |                 |                                      |                     | 1                                                      | 14          | 762.6                        | 12.6   | NW               | 2      | ub.    |
| Cataluña VII                         | Lerida                              |                      |             |           |                 |                  |                |                 |                                      |                     |                                                        |             |                              |        |                  |        |        |
|                                      | Gerona                              |                      | +0.5        | 11.6      |                 | 0                | ub.            |                 |                                      |                     | 5                                                      | 17          | 761.8                        | 12.6   | NE               | 0      | c. ub. |
|                                      | Barcelona                           | 760.8                | +1.0        | 12.0      | NW              | 1                | c. ub.         | mla             |                                      |                     | 18                                                     | 9           | 759.4                        | 17.2   | NW               | 2      | c. ub. |
|                                      | Tarragona                           | 761.0                |             | 12.4      | NW              | 1                | ub.            | mla             |                                      |                     | 18                                                     | 9           | 760.5                        | 16.4   | NW               | 1      | ub.    |
| Tortosa                              | 761.2                               | +0.3                 | 12.8        | NW        | 1               | ub.              |                |                 |                                      | 16                  | 11                                                     | 761.7       | 14.4                         | NW     | 4                | c. ub. |        |
| Levante VIII                         | Teruel                              | 761.9                |             | 6.8       | N               | 0                | ub.            |                 |                                      |                     | 16                                                     | 2           | 762.1                        | 8.6    | NE               | 3      | ub.    |
|                                      | Castellón                           | 759.6                | -0.3        | 14.6      | NW              | 0                | ub.            |                 |                                      |                     | 18                                                     | 12          | 758.3                        | 18.3   | W                | 2      | ub.    |
|                                      | Valencia                            | 761.0                | 0.0         | 15.8      | NW              | 1                | ub.            |                 |                                      |                     | 19                                                     | 10          | 760.5                        | 17.4   | NE               | 2      | c. ub. |
| Región del SE IX                     | Albacete                            | 763.2                | +0.3        | 11.0      | W               | 1                | c. d.          |                 |                                      |                     | 14                                                     | 5           | 760.5                        | 17.0   | NW               | 4      | ub.    |
|                                      | Alicante                            | 761.9                | +0.7        | 17.8      | N               | 0                | so             | P <sup>ta</sup> |                                      |                     | 20                                                     | 11          | 759.8                        | 17.8   | SE               | 6      | ub.    |
|                                      | Murcia                              | 762.3                | +0.4        | 15.0      | SW              | 0                | so             |                 |                                      |                     | 2                                                      | 10          | 759.7                        | 21.6   | SW               | 3      | ub.    |
| Cuenca del Guadalquivir X            | Sevilla                             | 764.1                |             | 16.0      | NW              | 4                | so             |                 |                                      |                     | 24                                                     | 11          | 762.8                        | 23.8   | W                | 4      | ub.    |
|                                      | Córdoba                             | 762.5                | +0.6        | 12.2      | W               | 1                | so             |                 |                                      |                     | 23                                                     | 10          | 761.9                        | 22.0   | NW               | 4      | ub.    |
|                                      | Jaén                                | 763.2                |             | 15.6      | NE              | 0                | so             |                 |                                      |                     | 19                                                     | 11          | 761.7                        | 18.2   | NW               | 0      | so     |
|                                      | Granada                             | 763.7                | +0.4        | 12.4      | W               | 1                | so             |                 |                                      |                     | 19                                                     | 8           | 762.4                        | 18.2   | W                | 7      | ub.    |
| Costa del Sur XI                     | Huelva                              | 764.1                |             | 12.6      | N               | 4                | so             |                 |                                      |                     | 25                                                     | 18          | 763.4                        | 22.3   | NW               | 6      | ub.    |
|                                      | San Fernando                        | 764.9                | +0.6        | 12.9      | N               | 2                | ub.            | P <sup>ta</sup> |                                      |                     | 19                                                     | 12          | 763.7                        | 16.8   | W                | 4      | so     |
|                                      | Tarifa                              | 763.8                | +0.9        | 15.6      | W               | 1                | so             | mla             |                                      |                     | 18                                                     | 14          | 763.5                        | 17.0   | W                | 2      | so     |
|                                      | Málaga                              | 763.1                | +0.3        | 18.8      | NW              | 5                | so             | mla             |                                      |                     | 25                                                     | 16          | 762.5                        | 24.2   | NW               | 4      | c. d.  |
|                                      | Almería                             | 762.8                |             | 18.0      | SW              | 1                | so             | mla             |                                      |                     | 20                                                     | 16          | 760.4                        | 19.0   | SW               | 5      | so     |
| Canes Baleares XII                   | Palma                               | 761.4                | -1.0        | 15.8      | N               | 2                | c. d.          | mla             |                                      |                     | 2                                                      | 18          | 763.2                        | 16.2   | SW               | 5      | c. ub. |
|                                      | Mahón                               | 760.7                | +0.2        | 14.8      | NNE             | 1                | ub.            |                 |                                      |                     | 5                                                      | 17          | 761.1                        | 15.0   | SW               | 2      | ub.    |
| Africa                               | Sta Cruz de Ten <sup>o</sup>        |                      |             |           |                 |                  |                |                 |                                      |                     |                                                        |             |                              |        |                  |        |        |
|                                      | Laguna                              | 766.4                | +0.8        | 14.2      | N               | 4                | ub.            |                 |                                      |                     | 20                                                     | 13          | 765.1                        | 14.5   | N                | 6      | ub.    |
|                                      | Tetuan                              |                      |             |           |                 |                  |                |                 |                                      |                     |                                                        |             |                              |        |                  |        |        |
|                                      | Melilla                             | 764.3                |             | 20.0      | NW              | 1                | so             | cal             |                                      |                     | 27                                                     | 17          | 764.6                        | 25.0   | NW               | 1      | so     |
|                                      | Jarache                             |                      |             |           |                 |                  |                |                 |                                      |                     |                                                        |             |                              |        |                  |        |        |

— Noticias —