

INSTITUTO GEOGRÁFICO Y CATASTRAL

BOLETÍN DEL SERVICIO METEOROLÓGICO

AÑO XXXVII
Nim.º 138

1929
18 de Mayo

OBSERVACIONES DEL EXTRANJERO

| ESTACIONES | PRESIÓN MILIBARES | | | VIENTO | TEMPE- RATURA | TIEMPO | PRESIÓN MILIBARES | | | VIENTO | ESTACIONES | PRESIÓN | | | VIENTO | TEMPE- RATURA | TIEMPO | PRESIÓN MILIBARES | | | VIENTO |
|------------------|--------------------------------|-----------|---|--------|------------------|--------|---------------------------------|---------|------------------|--------|--------------------------------|---------|------------------|-----------|--------|------------------|---------------------------------|-------------------|------------------|---------|--------|
| | á O. N.M.G.N. | VARIACIÓN | C | | | | á O. N.M.G.N. | D. y F. | á O. N.M.G.N. | | | D. y F. | á O. N.M.G.N. | VARIACIÓN | | | | C | á O. N.M.G.N. | D. y F. | |
| ISLANDIA | OBSERVACIONES A 7 ^h | | | | | | OBSERVACIONES A 18 ^h | | | | OBSERVACIONES A 7 ^h | | | | | | OBSERVACIONES A 18 ^h | | | | |
| Seydisfjord | 13.6 | 0.5 | | SE-4 | 9 | LL | 14.4 | 0.2 | | SSW-4 | De Bild | 21.5 | 0.0 | 6 | NNW-2 | 8 | NB | NB | 21.5 | N-2 | |
| Reykjavik | 13.6 | 0.5 | | SE-4 | 9 | LL | 14.4 | 0.2 | | SSW-4 | Le Helder | 21.5 | 0.0 | 6 | N-4 | 8 | N | N | 22.6 | NNE-4 | |
| Vestmanna | | | | | | | 14.4 | 0.2 | | SSW-5 | Fiesinga | 22.7 | 0.5 | 3 | N-2 | 6 | N | N | 22.6 | N-3 | |
| Thorshavn | | | | | | | 26.6 | 0.0 | | SSW-3 | Bruselas | 21.8 | 0.5 | 6 | NNW-2 | 7 | N | N | | | |
| Stensele | 37.7 | 0.5 | | N-3 | 3 | D | 19.1 | 0.0 | | NE-2 | Zurich | 15.8 | 0.7 | 6 | WSW-3 | 11 | N | N | 14.6 | N-4 | |
| Ostersund | | | | | | | | | | | Berna | 14.9 | 0.0 | 1 | N-0 | 6 | NB | A | 16.1 | N-0 | |
| Hernosand | 34.5 | 1.3 | | N-3 | 6 | N | 14.7 | 0.0 | | NE-2 | Ginebra | 16.5 | 0.0 | 6 | SW-0 | 9 | D | D | 16.2 | NNE-1 | |
| Sarna | 30.1 | 0.7 | | E-2 | 5 | D | 14.7 | 0.0 | | N-5 | Lugano | 10.7 | 0.7 | 6 | N-0 | 13 | D | N | 15.9 | NE-1 | |
| Karlstad | 30.1 | 0.7 | | N-4 | 9 | D | 23.8 | 0.0 | | N-1 | Calais | | | | | | | | | | |
| Estocolmo | 27.9 | 1.3 | | NNW-5 | 5 | N | 22.7 | 0.0 | | NE-3 | Abbeville | 22.7 | 0.5 | 3 | NNE-3 | 9 | N | N | 22.2 | NE-3 | |
| Jonkoping | 29.0 | 1.3 | | NNW-4 | 5 | D | 22.5 | 0.0 | | NNW-2 | El Havre | 23.0 | 0.5 | 3 | NNE-1 | 8 | N | LL | 21.9 | NNE-5 | |
| Wisby | 23.7 | 0.7 | | N-4 | 5 | N | 20.5 | 0.0 | | N-4 | Maguncia | 18.5 | 0.0 | 3 | Cal-0 | 9 | N | D | 17.9 | N-1 | |
| Kalmar | 23.1 | 1.3 | | NE-9 | 7 | D | 14.7 | 0.0 | | ? | Brest | 21.0 | 0.5 | 2 | NE-2 | 10 | D | N | | | |
| Bronno | | | | | | | | | | | Lorient | 19.8 | 0.0 | 3 | NNE-4 | 11 | D | R | | | |
| Vallersund | | | | | | | | | | | Rennes | 21.3 | 0.5 | 1 | NE-1 | 10 | D | N | 19.9 | NNE-3 | |
| SUECIA Y NORUEGA | | | | | | | | | | | Argentan | | | | | | | | | | |
| Kinn | 28.4 | 0.5 | | SE-1 | 12 | D | 26.9 | 0.0 | | SE-2 | Paris | 21.4 | 0.5 | 6 | NE-2 | 9 | N | D | 19.9 | NNE-4 | |
| Dombaas | 31.5 | 0.0 | 1 | S-1 | 7 | D | 06.9 | 0.0 | | Cal-0 | Nancy | 18.7 | 1.0 | 3 | W-4 | 8 | LL | N | | | |
| Utsire | 27.6 | 0.5 | | Cal-0 | 13 | D | 19.6 | 0.0 | | E-2 | Estrasburgo | 17.3 | 0.5 | 1 | NNW-2 | 10 | N | N | 16.3 | NE-3 | |
| Faerder | 31.9 | 1.5 | | NNE-4 | 9 | D | 24.5 | 0.0 | | NNE-3 | Tours | 21.1 | 0.5 | 2 | NNE-2 | 11 | D | N | 17.2 | N-3 | |
| Lister | 27.8 | 1.0 | | E-4 | 16 | D | | | | | Dijon | 17.0 | 0.5 | 3 | NNE-4 | 9 | N | N | 15.7 | SW-3 | |
| DINAMARCA | | | | | | | | | | | Rochefort | 17.5 | 0.5 | 1 | NNE-4 | 10 | D | D | | | |
| Skagen | 28.6 | 0.7 | | NW-2 | 11 | N | 22.1 | 0.0 | | NE-3 | Clermont | 17.9 | 0.0 | 3 | Cal-0 | 10 | D | N | 16.2 | NNE-2 | |
| Hanstholm | 25.9 | 2.0 | | NNW-3 | 9 | D | 21.1 | 0.0 | | NE-3 | Lyon | 17.7 | 0.5 | 1 | N-3 | 11 | D | D | 14.9 | NNW-3 | |
| Blaavands | 24.3 | 0.7 | | E-3 | 16 | N | 21.1 | 0.0 | | NE-3 | Burdeos | 15.5 | 0.5 | 1 | NNE-2 | 13 | D | D | 13.9 | NNE-2 | |
| Copenhague | 22.7 | 0.7 | | NNE-5 | 10 | D | 19.0 | 0.0 | | SW-3 | Bayona | 14.4 | 0.0 | 3 | SE-1 | 12 | D | D | 14.3 | Cal-0 | |
| Hammershus | 19.9 | 0.7 | | NNE-4 | 7 | N | 16.7 | 0.0 | | S-4 | Tolosa | 14.6 | 0.5 | 1 | NE-1 | 10 | D | N | 13.4 | NW-3 | |
| ISLAS BRITANICAS | | | | | | | | | | | Marignane | 11.0 | 0.5 | 3 | Cal-0 | 13 | D | N | ? | NW-6 | |
| Lerwick | | | | | | | 27.9 | 0.0 | | E-1 | Perpignan | 12.7 | 0.5 | 2 | SW-2 | 18 | D | N | 11.4 | NNW-5 | |
| Stornoway | 23.8 | 0.0 | | Cal-0 | 10 | D | 23.4 | 0.0 | | Cal-0 | Ajaccio | 22.9 | 0.5 | 3 | Cal-0 | 17 | D | D | 09.8 | N-2 | |
| Wick | | | | | | | | | | | Oporto | 13.1 | 1.5 | 0 | W-1 | 14 | N | N | 10.5 | NNW-2 | |
| Aberdeen | | | | | | | 24.7 | 0.0 | | E-3 | PORTUGAL | | | | | | | | | | |
| Malin Head | | | | | | | 26.9 | 0.0 | | E-1 | Colmbra | | | | | | | | | | |
| Renfrew | | | | | | | 21.6 | 0.0 | | Cal-0 | Lisboa | 14.9 | 1.0 | 0 | N-2 | 13 | N | N | 12.2 | NW-2 | |
| Tynemouth | | | | | | | 23.2 | 0.0 | | SSE-2 | Lagos | | | | | | | | | | |
| Blacksod | 20.0 | 0.5 | 5 | Cal-0 | 11 | N | 23.0 | 0.0 | | NW-1 | Funchal | | | | | | | | | | |
| Donaghadee | 23.7 | 1.0 | 3 | SE-3 | 8 | N | 23.0 | 0.0 | | | Horta | | | | | | | | 25.0 | SW-2 | |
| Holyhead | 23.0 | 0.5 | 4 | Cal-0 | 10 | N | 24.5 | 0.0 | | NE-3 | Turin | 09.5 | 0.7 | 1 | NE-1 | 18 | D | D | 08.9 | SW-1 | |
| Cranwell | | | | | | | 22.0 | 0.0 | | S-2 | Milan | 09.5 | 0.7 | 3 | E-2 | 18 | N | N | 07.8 | SW-2 | |
| Yarmouth | 24.5 | 0.0 | | N-4 | 7 | N | 22.4 | 0.0 | | N-1 | Padua | 10.5 | 0.7 | 0 | N-2 | 18 | N | N | 07.9 | SW-1 | |
| Valentia | | | | | | | 22.6 | 0.0 | | E-3 | Venecia | | | | | | | | | | |
| Pembroque | | | | | | | 23.0 | 0.0 | | NNE-3 | Genova | 11.7 | 0.7 | 0 | SSE-2 | 13 | N | N | 10.1 | SSW-2 | |
| Ross-on-Wye | | | | | | | 22.2 | 0.0 | | Cal-0 | Florenzia | 11.3 | 0.7 | 0 | Cal-0 | 17 | D | D | 09.0 | WSW-2 | |
| Londres | | | | | | | 22.2 | 0.0 | | SW-1 | Liorna | 11.9 | 0.7 | 3 | Cal-0 | 16 | D | N | 09.9 | NW-3 | |
| Scilly | 21.3 | 0.0 | | ESE-5 | 10 | D | 23.4 | 0.0 | | SE-4 | Ancona | 11.8 | 0.0 | 8 | SSW-2 | 19 | D | D | 11.1 | NW-3 | |
| Plymouth | ? | 0.5 | | ESE-4 | 9 | N | 22.0 | 0.0 | | NE-1 | Zara | 09.5 | 0.7 | 0 | SSW-2 | 18 | N | N | 07.1 | NE-2 | |
| Calshot | 24.4 | 0.5 | | E-3 | 8 | N | 22.0 | 0.0 | | | Roma | 12.1 | 0.0 | 0 | N-2 | 17 | D | NB | 10.5 | NNW-2 | |
| Quernsey | 23.0 | 0.5 | | NNE-4 | 8 | N | 19.9 | 0.0 | | NNE-3 | Magdalena | 12.1 | 0.0 | 0 | Cal-0 | 20 | D | D | 10.6 | E-2 | |
| Borkum | | | | | | | | | | | Taranto | 11.7 | 1.3 | 0 | W-2 | 16 | N | N | 10.1 | E-3 | |
| Loningen | 18.9 | 0.7 | 6 | NW-1 | 9 | 11 | LL | | | | Mesina | 10.9 | 0.7 | 0 | NNW-3 | 17 | N | D | 09.3 | NNW-0 | |
| Hamburgo | 20.5 | 1.3 | | NNE-4 | 11 | N | 14.5 | 0.0 | | NNW-3 | Tanger | 14.7 | 0.5 | 3 | SSW-1 | 18 | N | N | | | |
| Swinemunde | 15.9 | 0.7 | | NNE-4 | 12 | N | 20.3 | 0.0 | | S-2 | Oran | | | | | | | | ? | NNW-2 | |
| Danzig | 16.2 | 2.0 | | N-6 | 6 | N | 17.5 | 0.0 | | N-4 | Argel | 13.0 | 1.5 | 3 | E-3 | 19 | D | N | | | |
| MEMBRE | 08.1 | 1.3 | | NE-6 | 10 | N | 15.4 | 0.0 | | NW-1 | Bizerta | | | | | | | | 12.6 | W-4 | |
| EUROPA CENTRAL | | | | | | | | | | | Tunez | 12.7 | ? | | Cal-0 | 16 | D | N | ? | NW-4 | |
| Aquisgran | 20.9 | 0.0 | | NNW-1 | 7 | 11 | LL | 16.1 | 0.0 | | NW-3 | Rabat | | | | | | | 10.5 | N-2 | |
| Magdeburgo | 16.2 | 0.7 | 4 | NNE-3 | 9 | 11 | LL | 11.7 | 0.0 | | NW-4 | Fez | 12.8 | | | Cal-0 | 16 | LL | LL | 09.2 | W-2 |
| Berlin | 15.1 | 0.0 | 4 | NE-2 | 8 | N | 17.4 | 0.0 | | NE-1 | Tazza | 12.6 | 1.0 | 3 | N-1 | 15 | N | LL | 07.4 | W-2 | |
| Dresde | 13.9 | 0.7 | 5 | W-2 | 9 | 11 | LL | 16.3 | 0.0 | | E-2 | Sfax | | | | | | | | | |
| Breslau | 09.8 | 0.7 | 4 | NW-3 | 9 | N | 16.3 | 0.0 | | SW-1 | Casablanca | | | | | | | | 11.2 | NE-1 | |
| Francfort | | | | | | | 14.9 | 0.0 | | NW-5 | Mequinez | 11.4 | 0.0 | 3 | Cal-0 | 16 | N | N | 08.1 | NNE-2 | |
| Carlsruha | 17.4 | 0.0 | | Cal-0 | 9 | N | | | | | Agadir | | | | | | | | 13.0 | NW-2 | |
| Munich | 16.6 | 0.0 | | N-1 | 9 | 11 | LL | | | | | | | | | | | | | | |
| Posen | | | | | | | | | | | | | | | | | | | | | |
| Varsovia | | | | | | | | | | | | | | | | | | | | | |
| Cracovia | | | | | | | | | | | | | | | | | | | | | |
| Viena | 12.5 | 0.0 | | NW-3 | 10 | N | | | | | | | | | | | | | | | |
| Praga | | | | | | | | | | | | | | | | | | | | | |
| Buda-Pest | | | | | | | | | | | | | | | | | | | | | |

RADIOGRAMAS TRANSMITIDOS DESDE BARCOS

DIA 18 HORA 7 LAT 46,6 N LONG 28,5 W PRESION 1011 VIENTO W-4

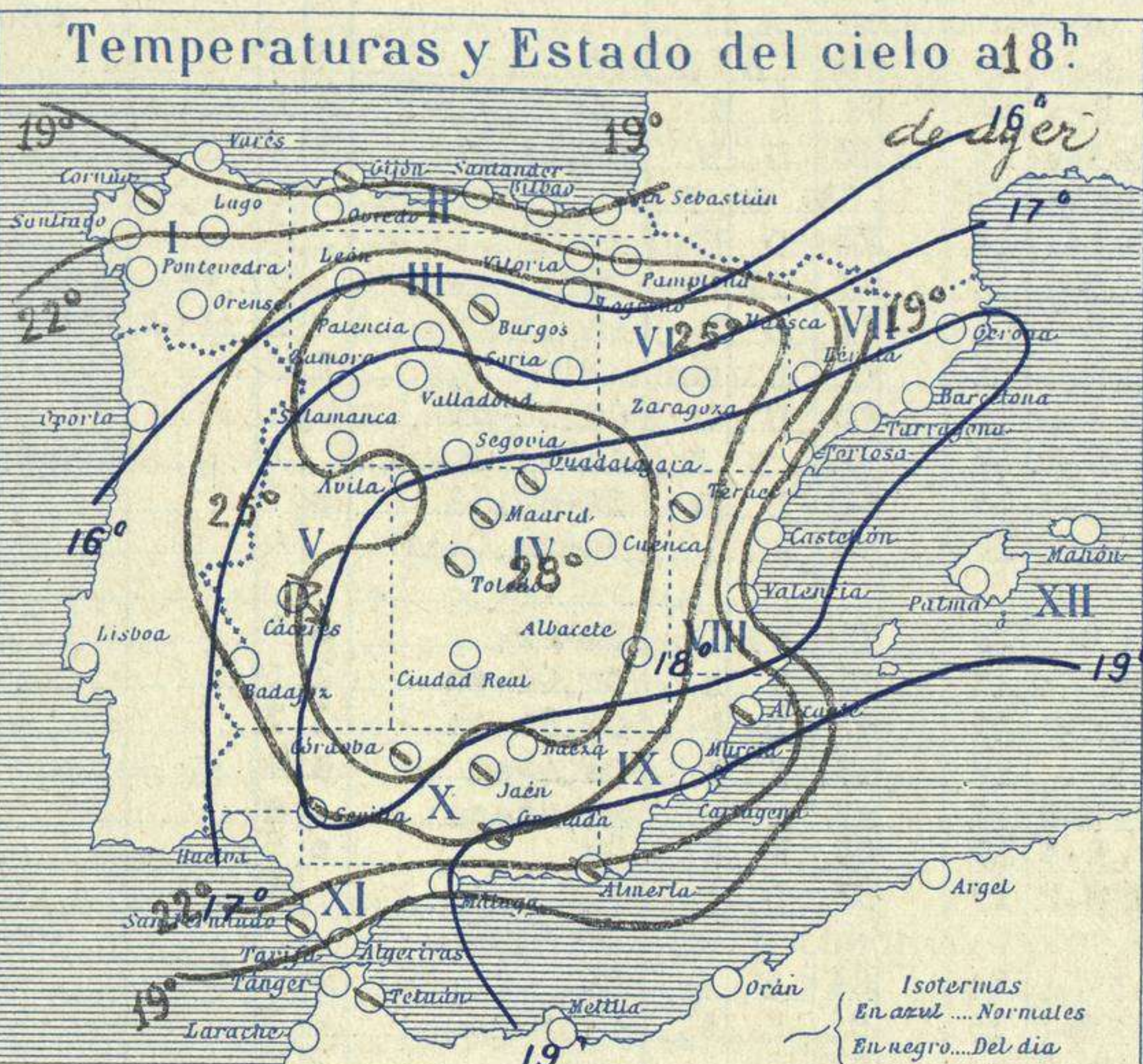
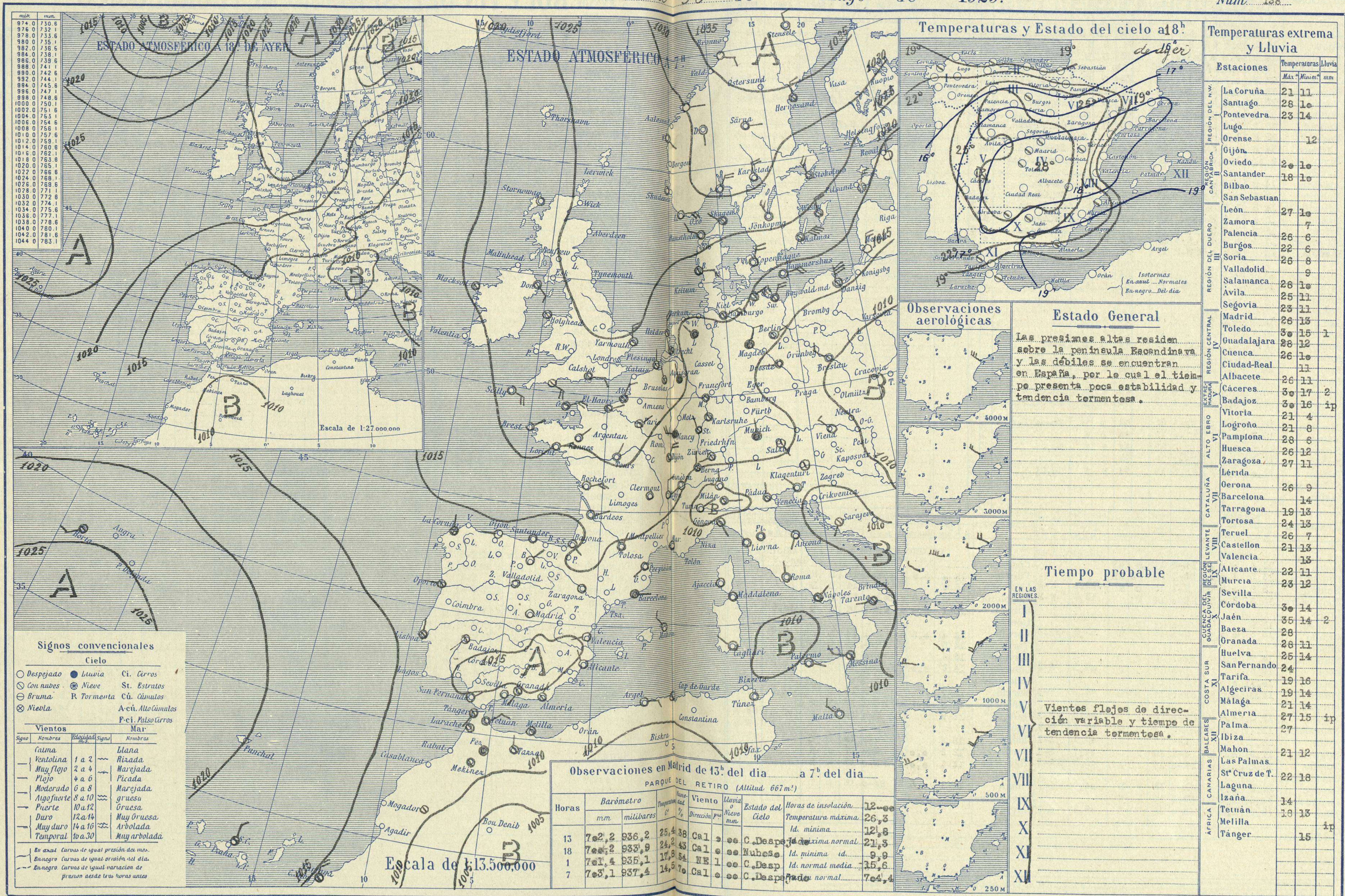


SERVICIO METEOROLÓGICO ESPAÑOL.

Boletín del Sábado 18 de Mayo de 1929.

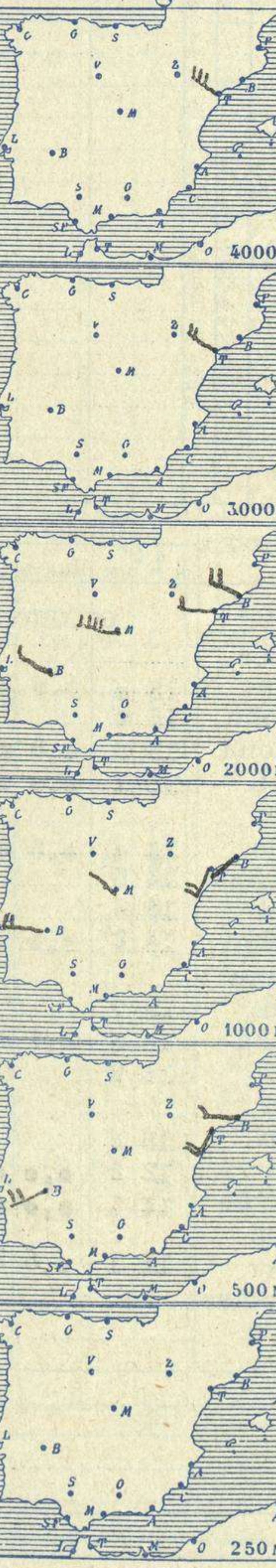
AÑO XXXVII

Núm. 138



| Estaciones | Temperaturas | | Lluvia |
|----------------|--------------|--------|--------|
| | Máx. | Mínim. | |
| La Coruña | 21 | 11 | |
| Santiago | 28 | 16 | |
| Pontevedra | 23 | 14 | |
| Lugo | | | |
| Orense | | 12 | |
| Gijón | | | |
| Oviedo | 20 | 10 | |
| Santander | 18 | 10 | |
| Bilbao | | | |
| San Sebastián | | | |
| León | 27 | 10 | |
| Zamora | | 7 | |
| Palencia | 26 | 6 | |
| Burgos | 22 | 6 | |
| Soria | 26 | 8 | |
| Valladolid | | 9 | |
| Salamanca | 26 | 10 | |
| Ávila | 25 | 11 | |
| Segovia | 23 | 11 | |
| Madrid | 26 | 13 | |
| Toledo | 30 | 15 | 1 |
| Guadalajara | 28 | 12 | |
| Cuenca | 26 | 10 | |
| Ciudad-Real | | 11 | |
| Albacete | 26 | 11 | |
| Cáceres | 30 | 17 | 2 |
| Badajoz | 30 | 16 | ip |
| Vitoria | 21 | 4 | |
| Logroño | 21 | 8 | |
| Pamplona | 28 | 6 | |
| Huesca | 26 | 12 | |
| Zaragoza | 27 | 11 | |
| Lérida | | | |
| Oerona | 26 | 9 | |
| Barcelona | | 14 | |
| Tarragona | 19 | 13 | |
| Tortosa | 24 | 13 | |
| Teruel | 26 | 7 | |
| Castellón | 21 | 13 | |
| Valencia | | 13 | |
| Alicante | 22 | 11 | |
| Murcia | 23 | 12 | |
| Sevilla | | | |
| Córdoba | 30 | 14 | |
| Jaén | 35 | 14 | 2 |
| Baeza | | 28 | |
| Granada | 28 | 11 | |
| Huelva | 25 | 14 | |
| Tarifa | 24 | | |
| San Fernando | 24 | | |
| Algeciras | 19 | 14 | |
| Málaga | 21 | 14 | |
| Almería | 27 | 15 | ip |
| Palma | | 27 | |
| Ibiza | | | |
| Mahón | 21 | 12 | |
| Las Palmas | | | |
| Stº Cruz de T. | 22 | 18 | |
| Laguna | | | |
| Izaña | 14 | | |
| Tetuán | 19 | 13 | |
| Melilla | | | |
| Tánger | | 15 | ip |

Observaciones aerológicas



Estado General

Las presiones altas residen sobre la península Escandinava y las débiles se encuentran en España, por lo cual el tiempo presenta poca estabilidad y tendencia tormentosa.

Tiempo probable

Vientos flojes de dirección variable y tiempo de tendencia tormentosa.

Observaciones en Madrid de 13^h del día a 7^h del día

| Horas | Barómetro | | Temperatura | Humedad | Viento | Lluvia o Nieve | Estado del Cielo | Horas de insolación | |
|-------|-----------|-----------|-------------|---------|--------|----------------|---------------------|---------------------|------------|
| | mm | milibares | | | | | | Temperatura máxima | Id. mínima |
| 13 | 702,2 | 936,2 | 25,4 | 38 | Cal. e | 00 | C. Despejado normal | 12 | 00 |
| 18 | 700,2 | 933,9 | 24,2 | 43 | Cal. e | 00 | C. Nuboso normal | 12 | 00 |
| 1 | 701,4 | 935,1 | 17,8 | 54 | NE 1 | 00 | C. Despejado normal | 9 | 9 |
| 7 | 703,1 | 937,4 | 14,5 | 70 | Cal. e | 00 | C. Despejado normal | 7 | 04,4 |

Signos convencionales

| Cielo | | | |
|-------------|------------|---------------------|--|
| ○ Despejado | ● Lluvia | ○ Ci. Cirros | |
| ○ Con nubes | ⊙ Nieve | ○ St. Estratos | |
| ⊙ Bruma | R Tormenta | ○ Cú. Cúmulos | |
| ⊙ Niebla | | A-cú. Alto Cúmulos | |
| | | P-ci. Pseudo Cirros | |

| Vientos | | | |
|---------|-------------|-------------|-------|
| Signo | Nombres | Relatividad | Signo |
| — | Calma | 1 a 2 | — |
| — | Ventolina | 2 a 4 | — |
| — | Muy flojo | 4 a 6 | — |
| — | Plojo | 6 a 8 | — |
| — | Moderado | 8 a 10 | — |
| — | Algo fuerte | 10 a 12 | — |
| — | Fuerte | 12 a 14 | — |
| — | Duro | 14 a 16 | — |
| — | Muy duro | 16 a 20 | — |
| — | Temporal | 20 a 30 | — |

En azul Curvas de igual presión del día.
En negro Curvas de igual presión del día.
En negro Curvas de igual variación de presión desde tres horas antes.

