

BOLETIN Meteorológico



Ministerio de Obras Públicas,
Transportes y Medio Ambiente

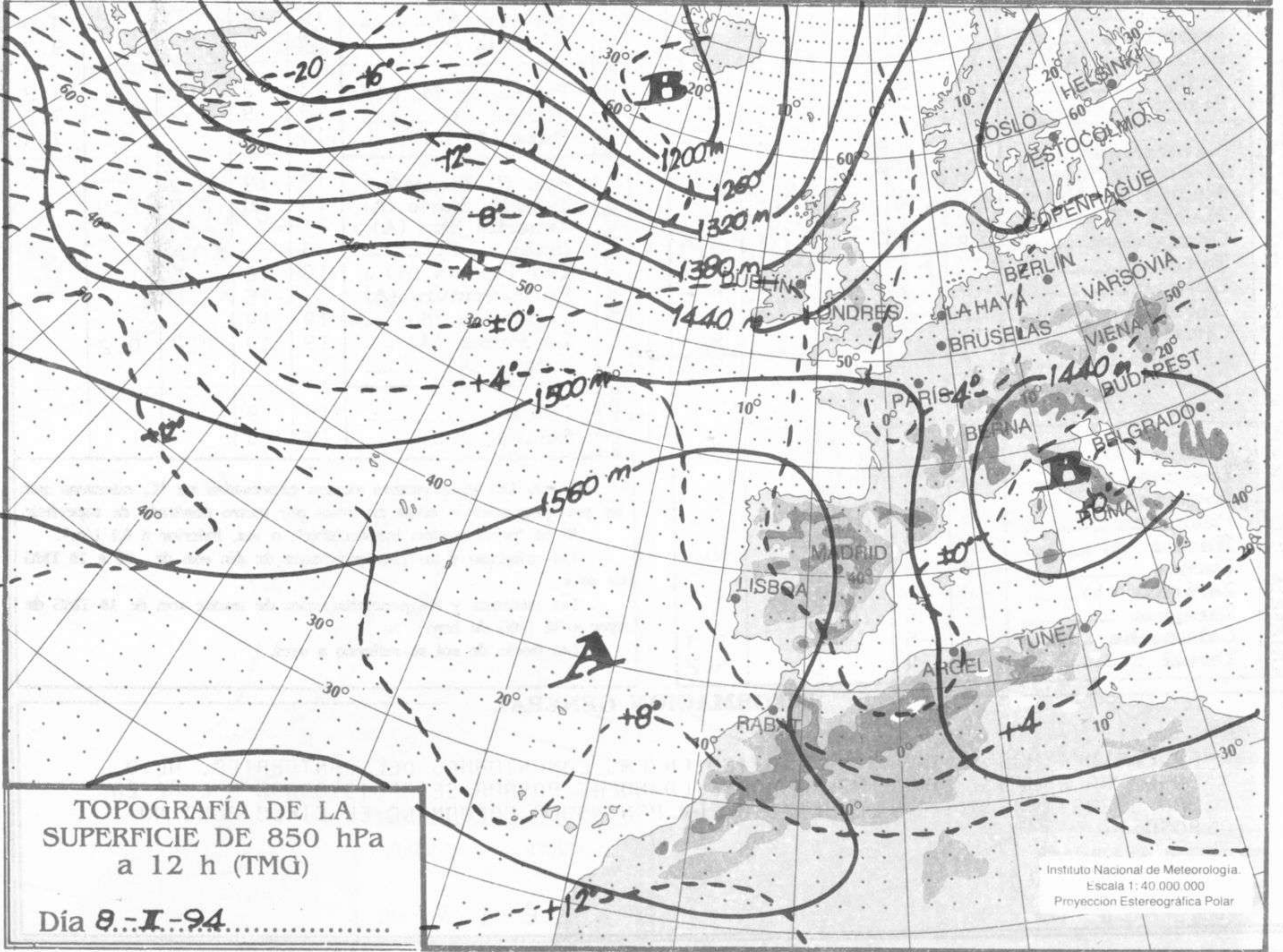
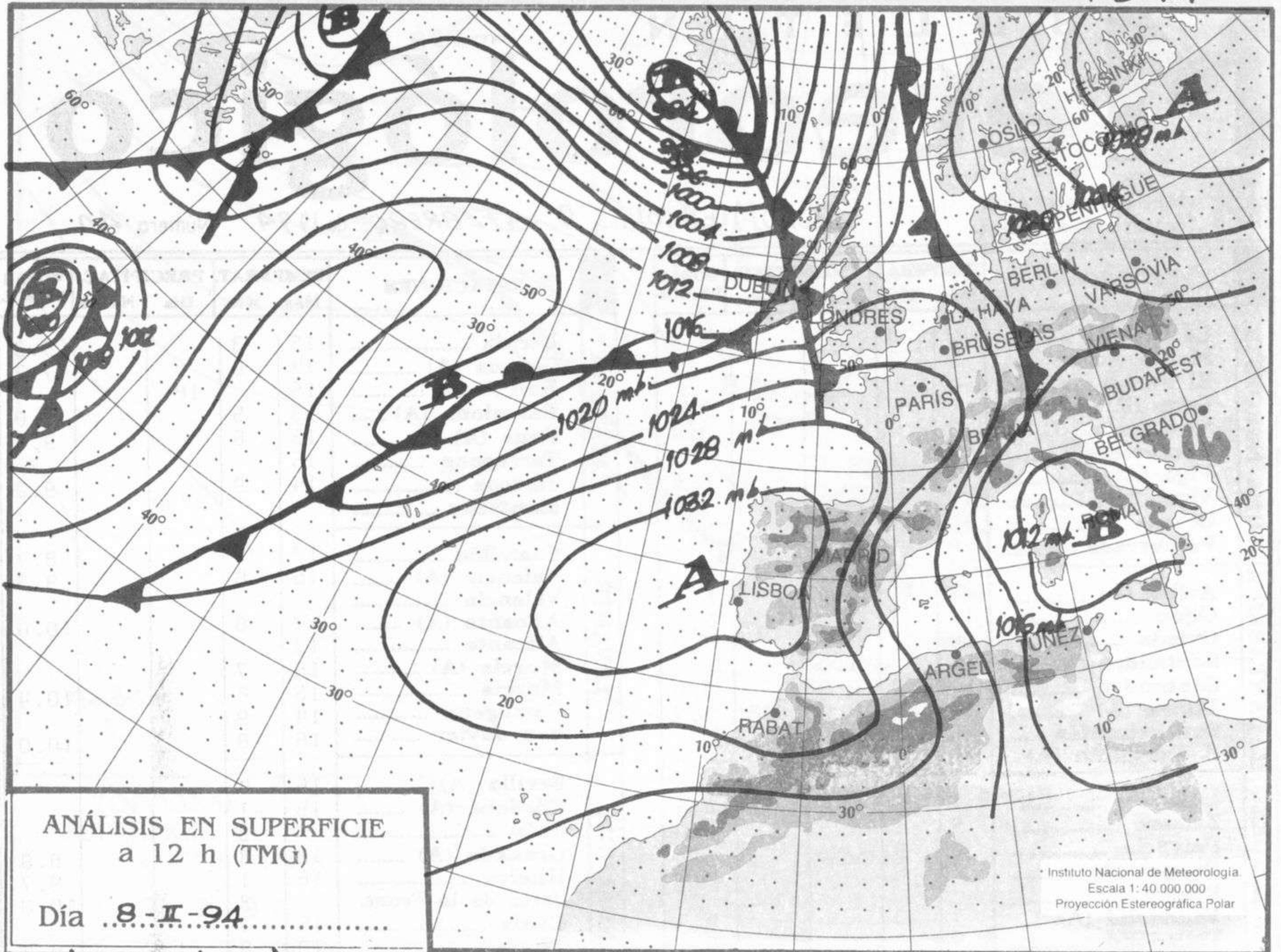
MADRID, MIÉRCOLES, 9 de FEBRERO de 1994 Número 40

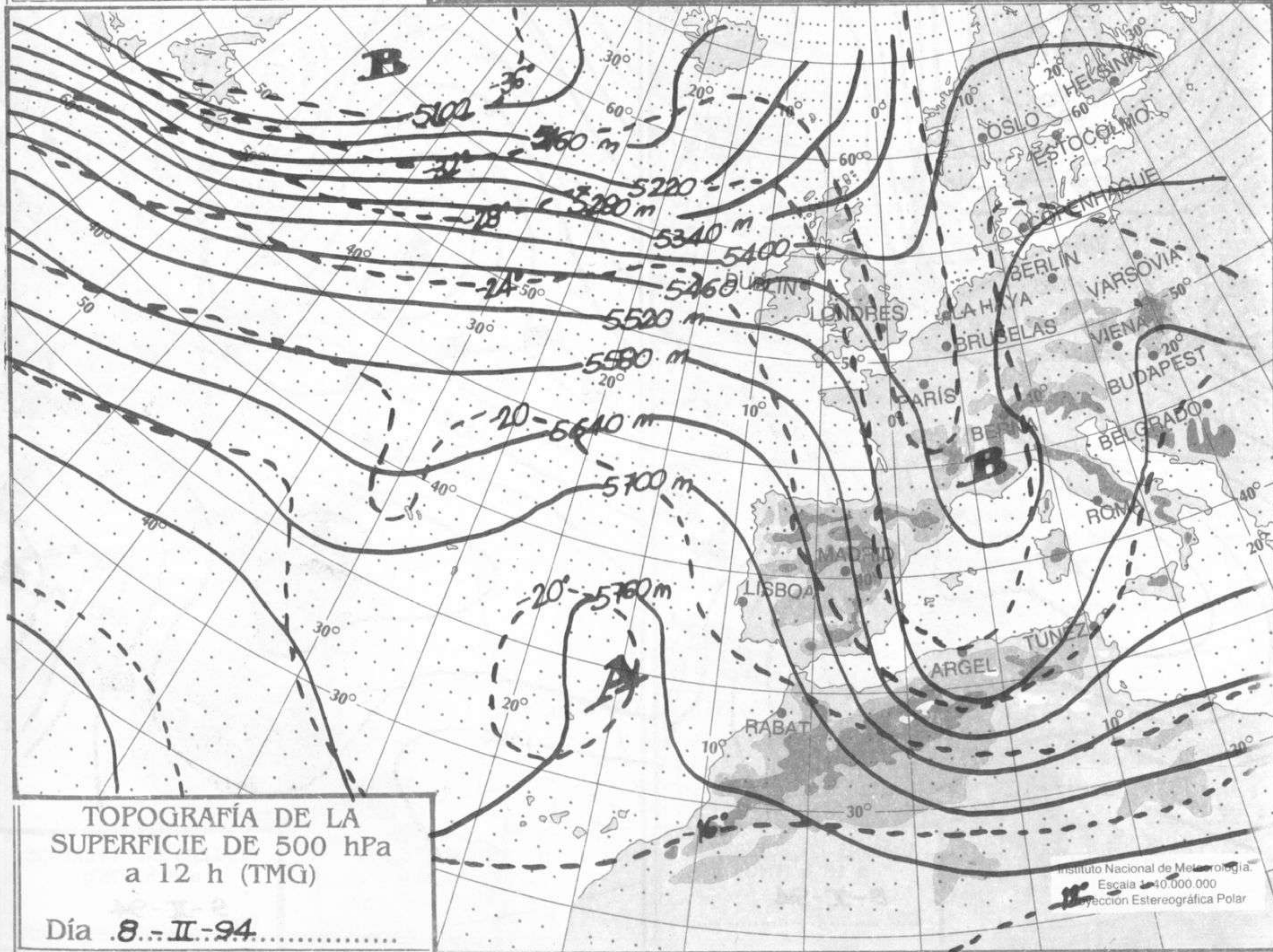
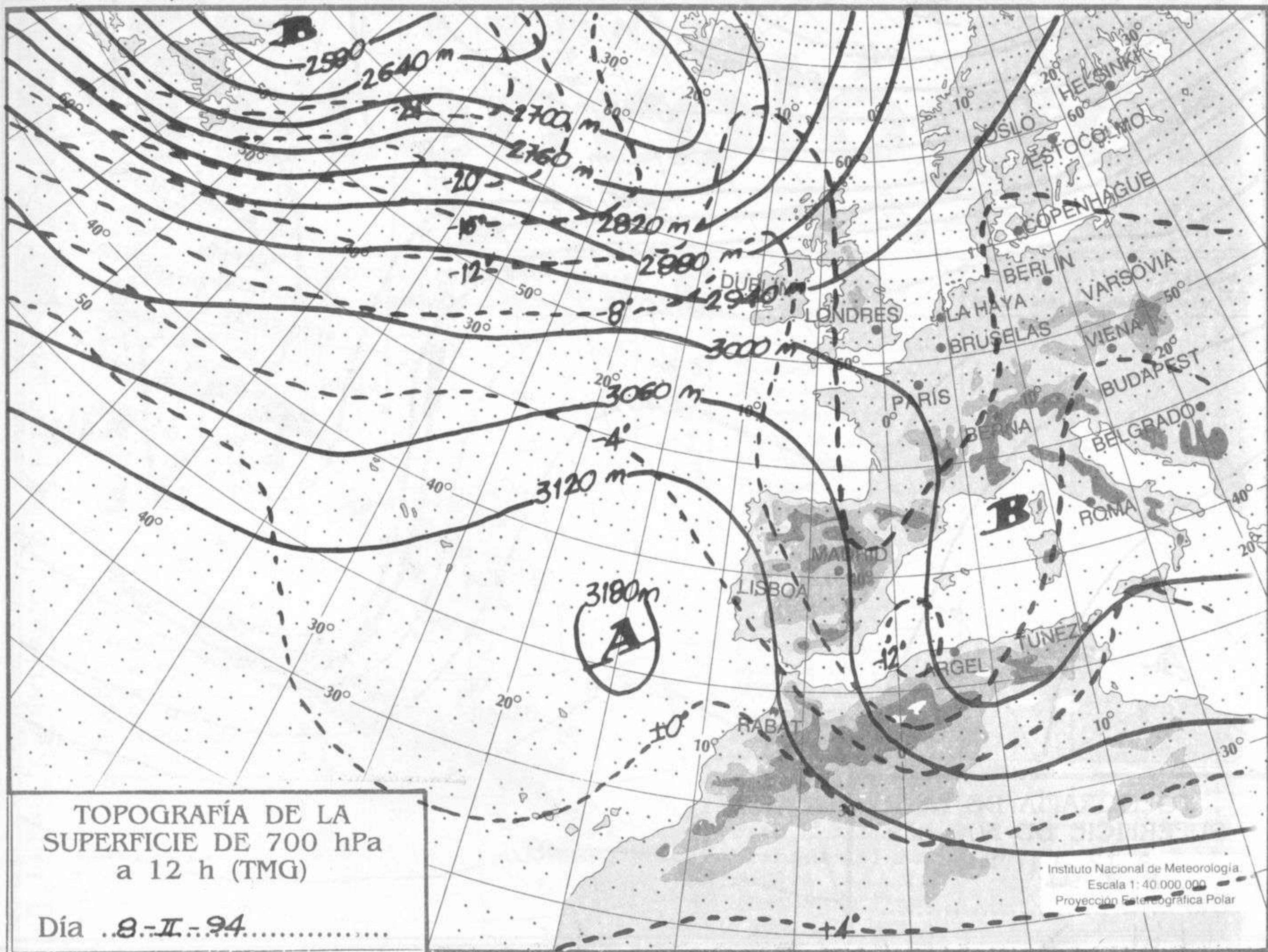
| ESTACIONES | TEMPERAT. | | PRECIPITAC. | | HORAS DE SOL | ESTACIONES | TEMPERAT. | | PRECIPITAC. | | HORAS DE SOL | | | |
|---------------------------|----------------------|------|-------------|-------|--------------|-----------------|------------------------|---------------------|-----------------|-------|--------------|------|------|-----|
| | Máx. | Mín. | Día | Noche | | | Máx. | Mín. | Día | Noche | | | | |
| ZONA NOROESTE | La Coruña | 12 | 9 | | | 3.9 | CATALUÑA | Lérida | 15 | 3 | | 9.0 | | |
| | Montevitoso | | 7 | | | | | Gerona (A) | 14 | 0 | | 7.2 | | |
| | El Ferrol | | | | | | | Barcelona | 15 | | IP | | | |
| | Lugo (P. C.) | 8 | 4 | | | 3.4 | | Barcelona (A) | 15 | 5 | | 8.0 | | |
| | Santiago de C. ... | 8 | 4 | | | 3.4 | | Reus (A) | 15 | 6 | | 9.3 | | |
| | Pontevedra | 11 | 3 | | | 7.5 | | Tarragona | 15 | | | | | |
| | Vigo (A) | 10 | 3 | | | 8.8 | | Tortosa | 14 | 9 | | 9.2 | | |
| | Vigo | 12 | 6 | | | 9.0 | | Montserrat | | | | | | |
| | Orense | 10 | 1 | | | 4.0 | | | | | | | | |
| | Ponferrada | 8 | -1 | | | | | | | | | | | |
| Z. CANTÁBRICA | Avilés (A) | 11 | 4 | | | 6.1 | LEVANTE | Castellón | 17 | 7 | | 8.7 | | |
| | Gijón | 12 | 3 | | | 5.1 | | Valencia (A) | 16 | 6 | | 9.3 | | |
| | Oviedo | 10 | 1 | | | 7.0 | | Valencia | | | | | | |
| | Santander (A) | 12 | | 1.0 | | | | Alicante (A) | 17 | 8 | | 10.0 | | |
| | Santander | 11 | 8 | 0.8 | | 3.8 | | Alicante | 17 | | | | | |
| | Bilbao (A) | 11 | 6 | 3.0 | 0.5 | 3.7 | | Murcia (A) | 16 | 7 | | | | |
| | San Sebastián ... | 9 | | 4.0 | | | | Murcia | 16 | 6 | | 10.4 | | |
| | S. Sebastián (A) . | 13 | 7 | 11.0 | 6.0 | 1.8 | | Cartagena | 14 | 9 | | | | |
| | | | | | | | | San Javier | 16 | 8 | | 10.0 | | |
| CUENCA DEL DUERO | León (A) | 7 | -4 | | | 8.6 | ANDALUCÍA | Sevilla (A) | 16 | 4 | | | | |
| | Zamora | 9 | -1 | | | 9.0 | | Córdoba (A) | 15 | -1 | | | | |
| | Palencia | 6 | -4 | | | | | Jaén | 9 | 3 | | | | |
| | Burgos (A) | 7 | -6 | | | 7.7 | | Granada (A) | 12 | -3 | | | 8.9 | |
| | Burgos | | | | | | | Huelva | 16 | 1 | | | 9.7 | |
| | Valladolid (A) | 7 | -3 | | | 9.5 | | Jerez de la Front. | | 3 | | | 10.0 | |
| | Valladolid | 9 | -3 | | | 9.1 | | Cádiz | 15 | 7 | | | | |
| | Soria | 6 | -3 | | | 7.5 | | Tarifa | 13 | 8 | | | | |
| | Salamanca | 7 | -3 | | | | | Málaga (A) | 16 | 5 | | | 9.3 | |
| | Salamanca (A) | 7 | -3 | | | 8.9 | | Almería (A) | | 7 | | | 9.7 | |
| | Ávila | 3 | -8 | | | 9.1 | | | | | | | | |
| | Segovia | 4 | -2 | | | 8.5 | | BALEARES | Palma de M. (A) | 13 | 2 | IP | | 8.2 |
| | | | | | | | | | Mahón (A) | 13 | 9 | | | 7.5 |
| | | | | | | Ibiza (A) | 15 | | 9 | | | 7.5 | | |
| C. TAJO / GUADIANA | Navacerrada | -5 | -7 | | | 0.0 | CANARIAS | Sta. C. Tenerife .. | 19 | 14 | 0.8 | | | |
| | Madrid/Barajas ... | 12 | -4 | | | 9.8 | | Tenerife Norte (A) | 13 | 10 | 2.0 | 2.0 | | |
| | Madrid (C. Univ.) | 12 | -3 | | | | | Tenerife Sur (A) | 21 | | | | | |
| | Madrid (Retiro) .. | 10 | -1 | | | | | Izaña | 8 | | | | | |
| | Guadalajara | 9 | -5 | | | 9.8 | | Las Palmas (A) .. | 19 | 16 | | | | |
| | Toledo | 11 | -1 | | | 10.1 | | Fuerteventura (A) | | 16 | | | | |
| | Cuenca | 7 | -2 | | | 8.9 | | Lanzarote (A) | 19 | 14 | | | | |
| | Molina de Aragón | 6 | -6 | | | 4.3 | | La Palma (A) | 19 | 16 | 0.2 | 0.2 | | |
| | Ciudad Real | 12 | -2 | | | 9.3 | | Hierro (A) | | | | | | |
| | Albacete (A) | 8 | -2 | | | 9.4 | | | | | | | | |
| CUENCA DEL EBRO | Cáceres | 11 | -1 | | | 9.7 | CEUTA / MELILLA | Ceuta | 15 | 9 | | | | |
| | Badajoz (A) | 14 | -2 | | | | | Melilla | 14 | 6 | | | | |
| | Vitoria (A) | 6 | 0 | 4.0 | | 4.3 | | | | | | | | |
| | Logroño | 9 | 1 | 1.0 | | | | | | | | | | |
| | Logroño (A) | 9 | 2 | 1.0 | | 4.2 | | | | | | | | |
| | Pamplona | 7 | 4 | 8.0 | 1.0 | 2.5 | | | | | | | | |
| | Huesca (A) | 10 | 2 | | | 9.1 | | | | | | | | |
| | Daroca | 9 | -3 | | | | | | | | | | | |
| | Zaragoza (A) | 10 | 5 | | | 9.1 | | | | | | | | |
| | Zaragoza | 11 | 5 | IP | | | | | | | | | | |
| Calamocha | 7 | -5 | | | 3.3 | | | | | | | | | |
| Teruel | 7 | -4 | | | 5.2 | | | | | | | | | |

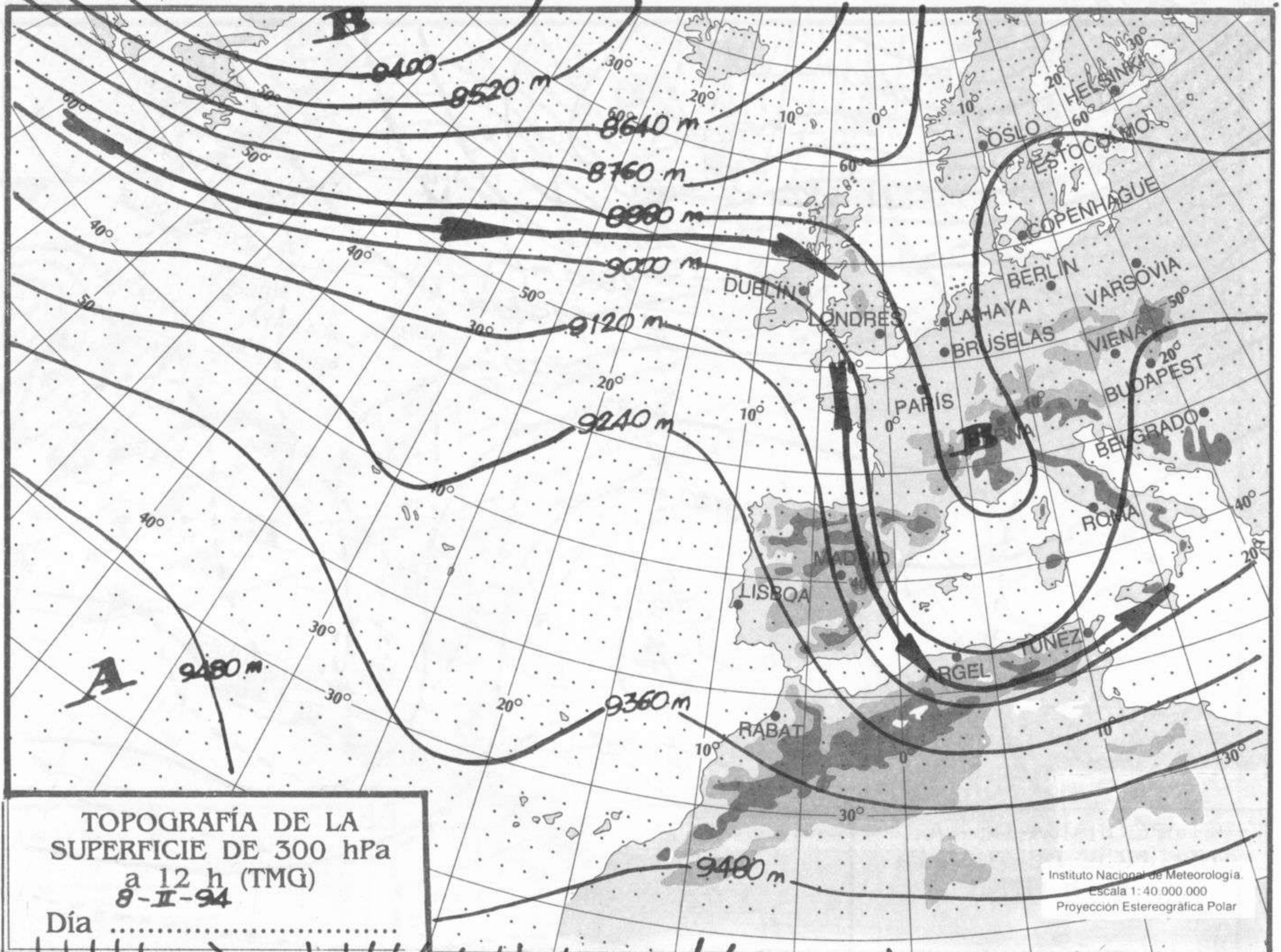
NOTA: Las temperaturas vienen expresadas en °C, mientras que las precipitaciones lo están en litros por metro cuadrado de superficie. IP es "precipitación imprecisable", o sea, inferior a 0,1 l/m². Las máximas y las precipitaciones de día son de 06 a 18 TMG de ayer. Las mínimas y las precipitaciones de noche son de 18 TMG de ayer a 06 TMG de hoy. Las horas de sol se refieren a ayer.

INFORMACIÓN GENERAL

EN LAS ÚLTIMAS 24 HORAS HA LLOVIDO EN LAS COMUNIDADES DEL CANTÁBRICO, ALTO Ebro, BALEARES Y CANARIAS; DURANTE LA NOCHE PASADA SE REGISTRARON 6 L/M² EN SAN SEBASTIÁN (A); EN EL RESTO DE LA PENINSULA PREDOMINO EL CIELO POCO NUBOSO.

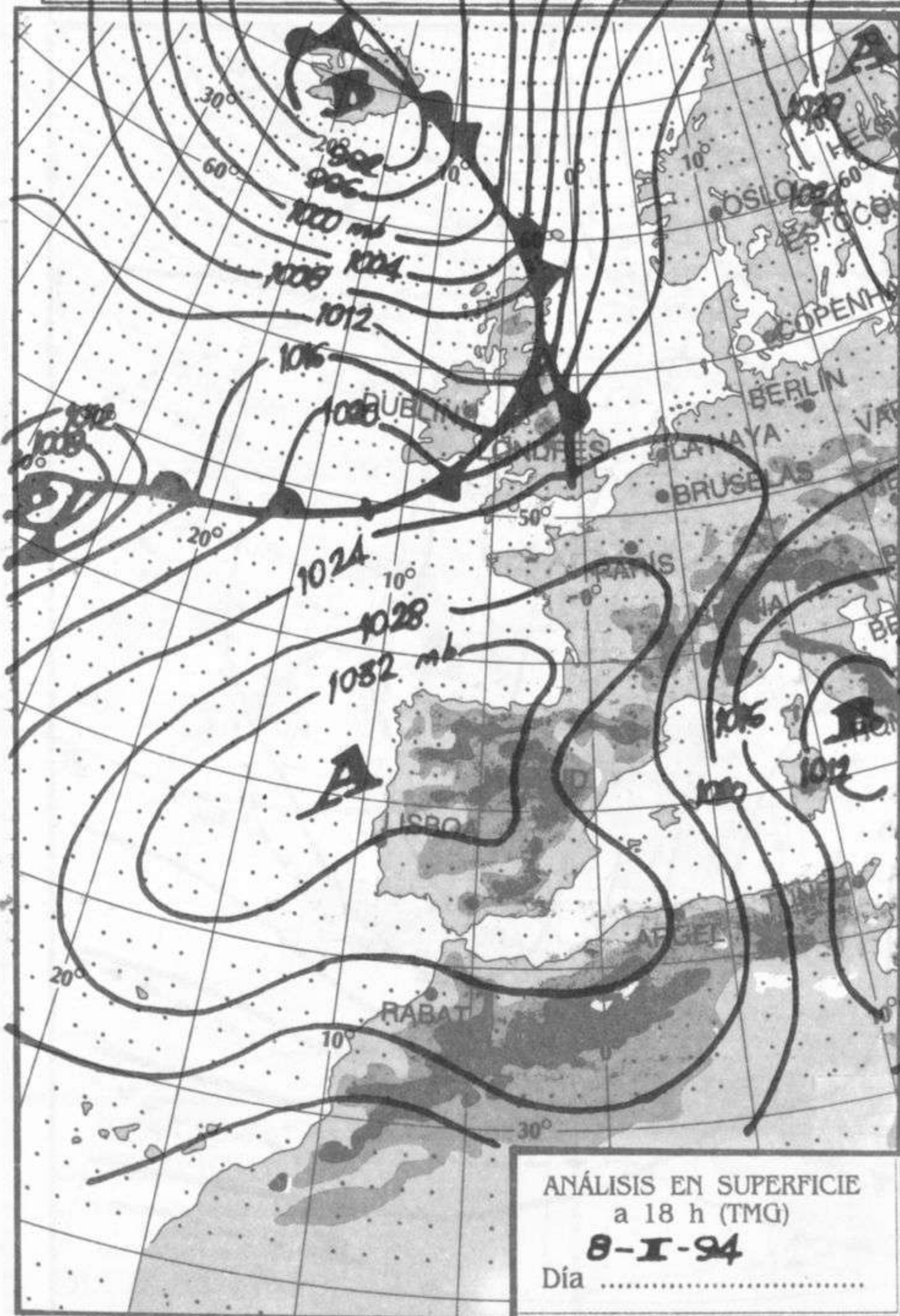




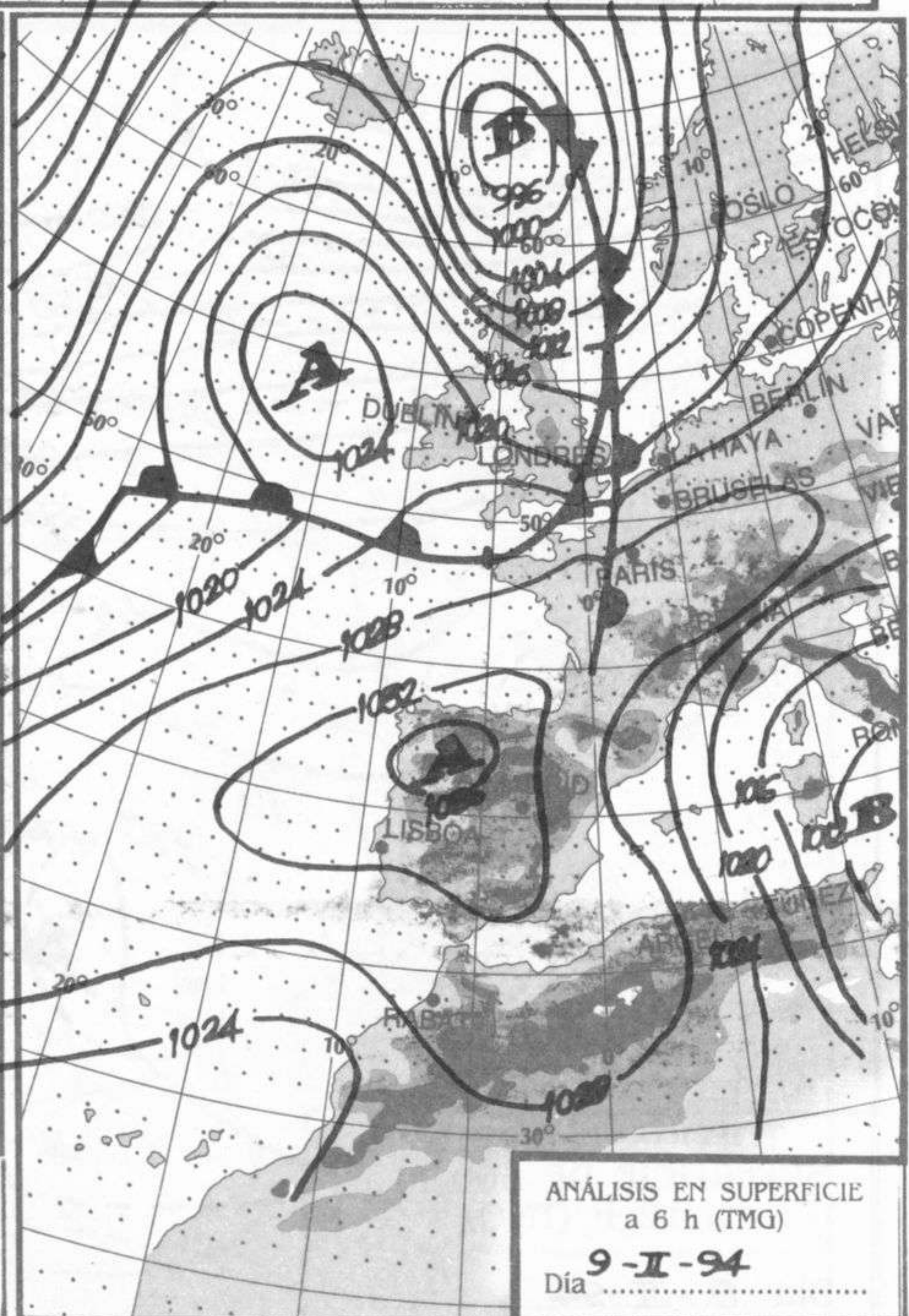


TOPOGRAFÍA DE LA SUPERFICIE DE 300 hPa a 12 h (TMG) 8-II-94
 Día

Instituto Nacional de Meteorología.
 Escala 1:40 000 000
 Proyección Estereográfica Polar



ANÁLISIS EN SUPERFICIE a 18 h (TMG) 8-I-94
 Día



ANÁLISIS EN SUPERFICIE a 6 h (TMG) 9-II-94
 Día