

BOLETIN Meteorológico



Ministerio de Obras Públicas, Transportes y Medio Ambiente

Número 180. VIERNES 28 DE JUNIO DE 1996

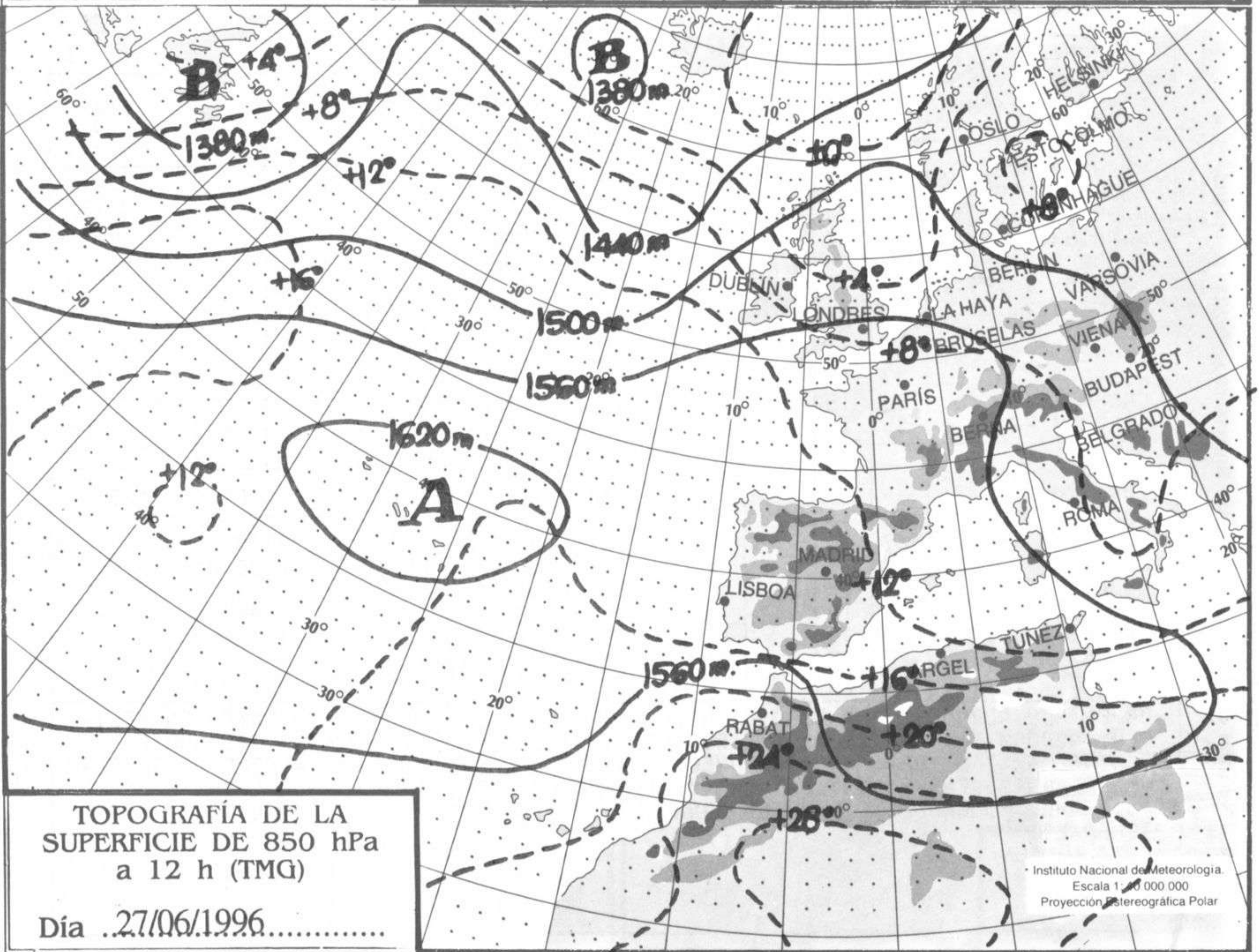
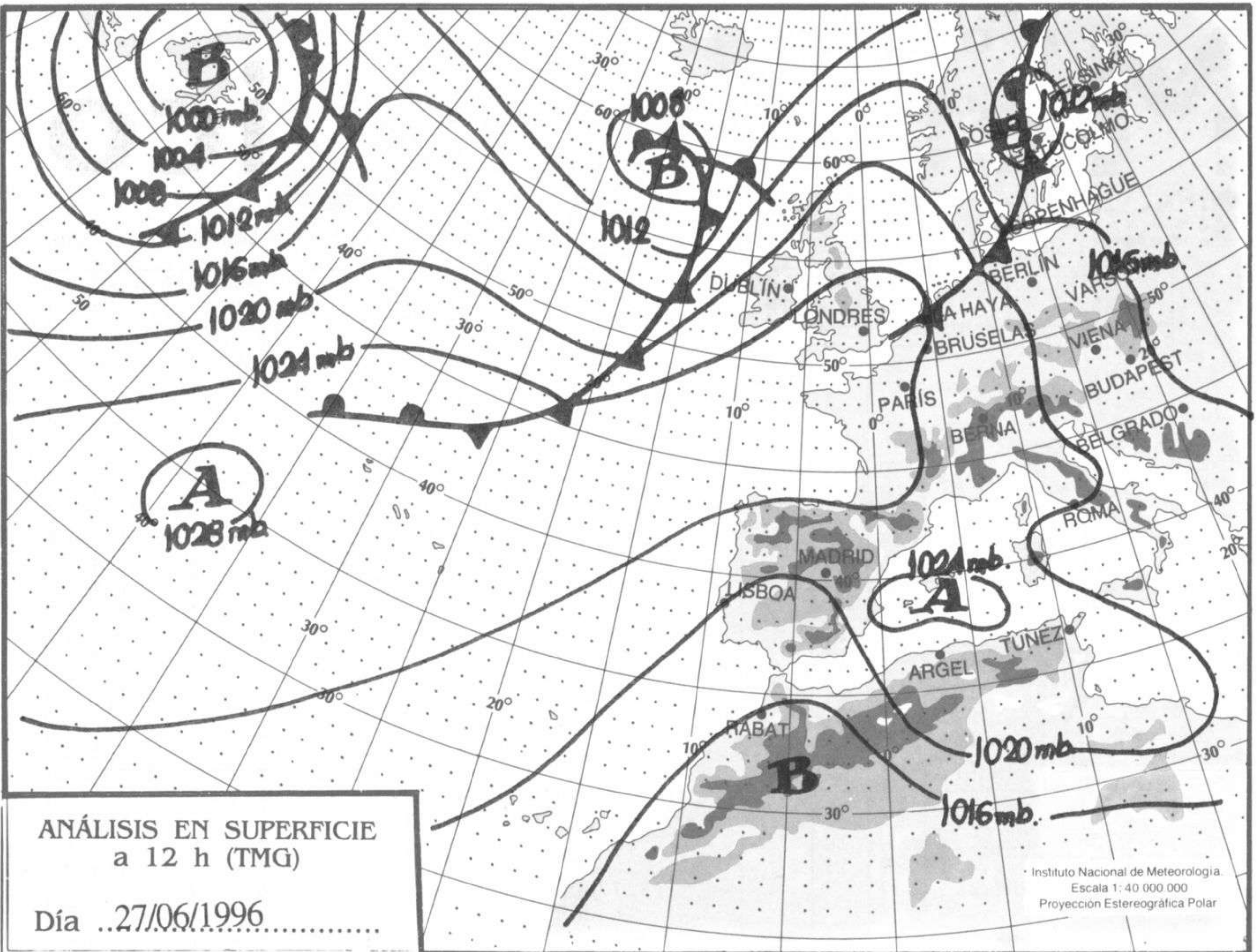
© Ministerio de Obras Públicas, Transportes y Medio Ambiente. Prohibida su reproducción total o parcial por cualquier medio sin autorización expresa por escrito. Instituto Nacional de Meteorología. Ciudad Universitaria, s/n. 28040-Madrid.

| ESTACIONES | TEMPERA MAX MIN | PRECIPITA DIA NOC | HORS SOL | ESTACIONES | TEMPERA MAX MIN | PRECIPITA DIA NOC | HORS SOL |
|------------------|--------------------|----------------------|-------------|------------------|--------------------|----------------------|-------------|
| LA CORUÑA | 22 15 | | 13.1 | LERIDA | 30 16 | | 12.8 |
| MONTEVENTOSO | 26 | | | GERONA (A) | 26 14 | | 11.8 |
| EL FERROL | | | | BARCELONA | | | |
| LUGO (P.C.) | 26 13 | | 12.3 | BARCELONA (A) | | 17 | 11.2 |
| SANTIAGO DE C. | 30 10 | | 13.6 | REUS (A) | 25 | | |
| PONTEVEDRA | 30 15 | | | TARRAGONA | | | |
| VIGO (A) | 28 19 | | 14.2 | TORTOSA | 29 16 | | 12.3 |
| VIGO | | 16 | 13.8 | MONTSENY | | | |
| ORENSE | 34 14 | | 12.9 | CASTELLON | 28 16 | | 13.0 |
| PONFERRADA | 30 15 | | | VALENCIA (A) | 27 16 | | 13.7 |
| AVILES (A) | 23 13 | | 12.7 | VALENCIA | 27 19 | | |
| GIJON | 21 14 | | 13.6 | ALICANTE (A) | 25 18 | | 13.2 |
| OVIEDO | 24 13 | | 13.3 | ALICANTE | 27 16 | | 12.6 |
| SANTANDER (A) | 22 13 | | 13.0 | MURCIA (A) | 28 15 | | |
| SANTANDER | 21 15 | | 13.6 | MURCIA | 28 16 | | 13.1 |
| BILBAO (A) | 25 12 | | 12.6 | CARTAGENA | 25 18 | | |
| SAN SEBASTIAN | | 14 | 11.2 | SAN JAVIER | 25 19 | | 13.0 |
| S. SEBASTIAN (A) | 23 14 | | 11.2 | SEVILLA (A) | 42 21 | | |
| LEON (A) | 27 | | | CORDOBA (A) | 35 18 | | 12.8 |
| ZAMORA | | 14 | 13.8 | JAEN | 32 21 | | 12.4 |
| PALENCIA | 28 11 | | | GRANADA (A) | 33 17 | | 13.2 |
| BURGOS (A) | 27 7 | | 13.7 | HUELVA | 34 18 | | 12.8 |
| BURGOS | | | | JEREZ FRONT (A) | 32 21 | | 12.3 |
| VALLADOLID (A) | 28 11 | | 13.9 | CADIZ | | | |
| VALLADOLID | 30 12 | | 14.0 | TARIFA | 21 20 | | 8.2 |
| SORIA | 26 9 | | 12.6 | MALAGA (A) | 26 19 | | |
| SALAMANCA | 30 10 | | | ALMERIA (A) | 30 23 | | 11.8 |
| SALAMANCA (A) | 30 11 | | 12.6 | PALMA DE M. (A) | 26 12 | | 12.8 |
| AVILA | 26 13 | | 13.8 | MAHON (A) | 26 17 | | 13.8 |
| SEGOVIA | 28 15 | | 13.4 | IBIZA (A) | 25 16 | | 13.1 |
| NAVACERRADA | 22 10 | | 13.3 | S.C. TENERIFE | 31 22 | | 12.3 |
| MADRID/BARAJAS | 31 13 | | 12.4 | TENERIFE NOR (A) | 29 17 | | 13.0 |
| MADRID (C.UNIV) | 31 17 | | | TENERIFE SUR (A) | 29 19 | | 12.3 |
| MADRID (RETIRO) | 29 18 | | | IZAÑA | 19 10 | | 13.5 |
| GUADALAJARA | | 9 | 12.5 | LAS PALMAS (A) | 28 20 | | 12.8 |
| TOLEDO | 32 17 | | 14.0 | FUERTEVENTUR (A) | 27 20 | | |
| CUENCA | 28 13 | | 13.0 | LANZAROTE (A) | 29 20 | | 12.0 |
| MOLINA DE ARA. | 27 7 | | 12.2 | LA PALMA (A) | 24 19 | | 12.0 |
| CIUDAD REAL | 33 15 | | 11.7 | HIERRO (A) | 32 19 | | 10.4 |
| ALBACETE (A) | 27 13 | | 13.5 | CEUTA | 24 20 | | 10.6 |
| CACERES | 34 18 | | 13.5 | MELILLA | 24 20 | 0.5 | 10.0 |
| BADAJOZ (A) | 35 18 | | 14.0 | | | | |
| VITORIA (A) | | 10 | 10.6 | | | | |
| LOGROÑO | | | | | | | |
| LOGROÑO (A) | 32 11 | | 13.3 | | | | |
| PAMPLONA | 27 10 | | 13.1 | | | | |
| HUESCA (A) | 27 16 | | | | | | |
| DAROCA | 28 13 | | 10.5 | | | | |
| ZARAGOZA (A) | 30 15 | | 12.9 | | | | |
| ZARAGOZA | 29 14 | | | | | | |
| CALAMOCHA | 28 9 | | 11.7 | | | | |
| TERUEL | 28 10 | | 12.7 | | | | |

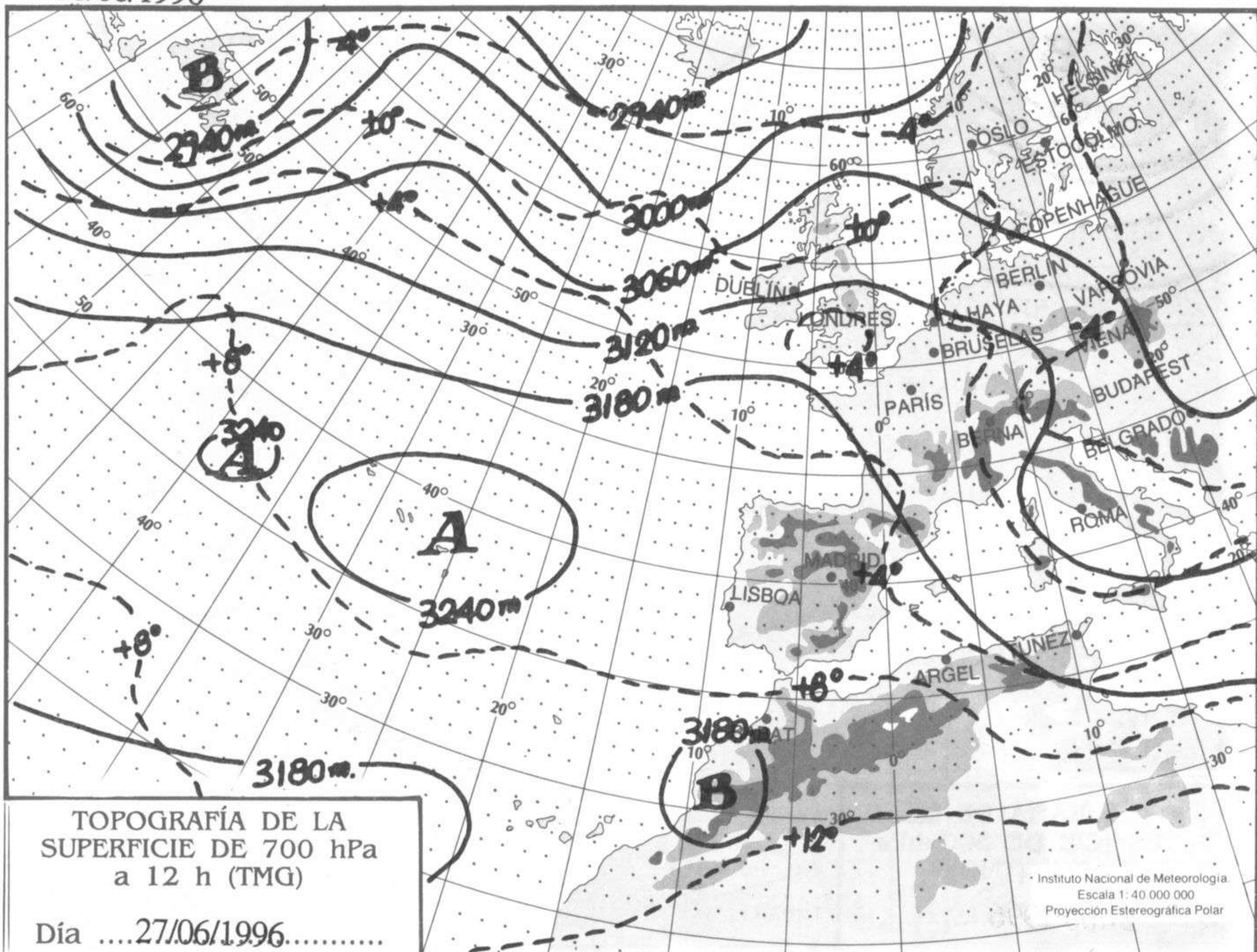
NOTA: LAS MAXIMAS Y PRECIPITACIONES (DIA) SON DE 06 A 18 (TMG) DE AYER LAS MINIMAS Y PRECIPITACIONES (NOCHE) SON DE 18 (TMG) DE AYER A 06 (TMG) DE HOY. LAS HORAS DE SOL SON DE AYER.

INFORMACION GENERAL

HA ESTADO NUBOSO A MUY NUBOSO EN EL AREA DEL ESTRECHO CON TORMENTAS EN MELILLA, NUBOSO EN EL LITORAL CANTABRICO. BRUMAS Y NIEBLAS EN LA MITAD NORTE PENINSULAR Y LITORAL MEDITERRANEO. AUMENTO MODERADO DE LAS TEMPERATURAS SALVO EN BALEARES, CANARIAS Y LITORAL MEDITERRANEO. VIENTO FUERTE DE LEVANTE EN EL ESTRECHO, MODERADOS DEL NE EN CANARIAS Y DE COMPONENTE E EN EL LITORAL MEDITERRANEO.



hPa



m/h.

