



BOLETIN METEOROLOGICO DIARIO

MADRID, LUNES 10 de SEPTIEMBRE de 1990 Núm. 254

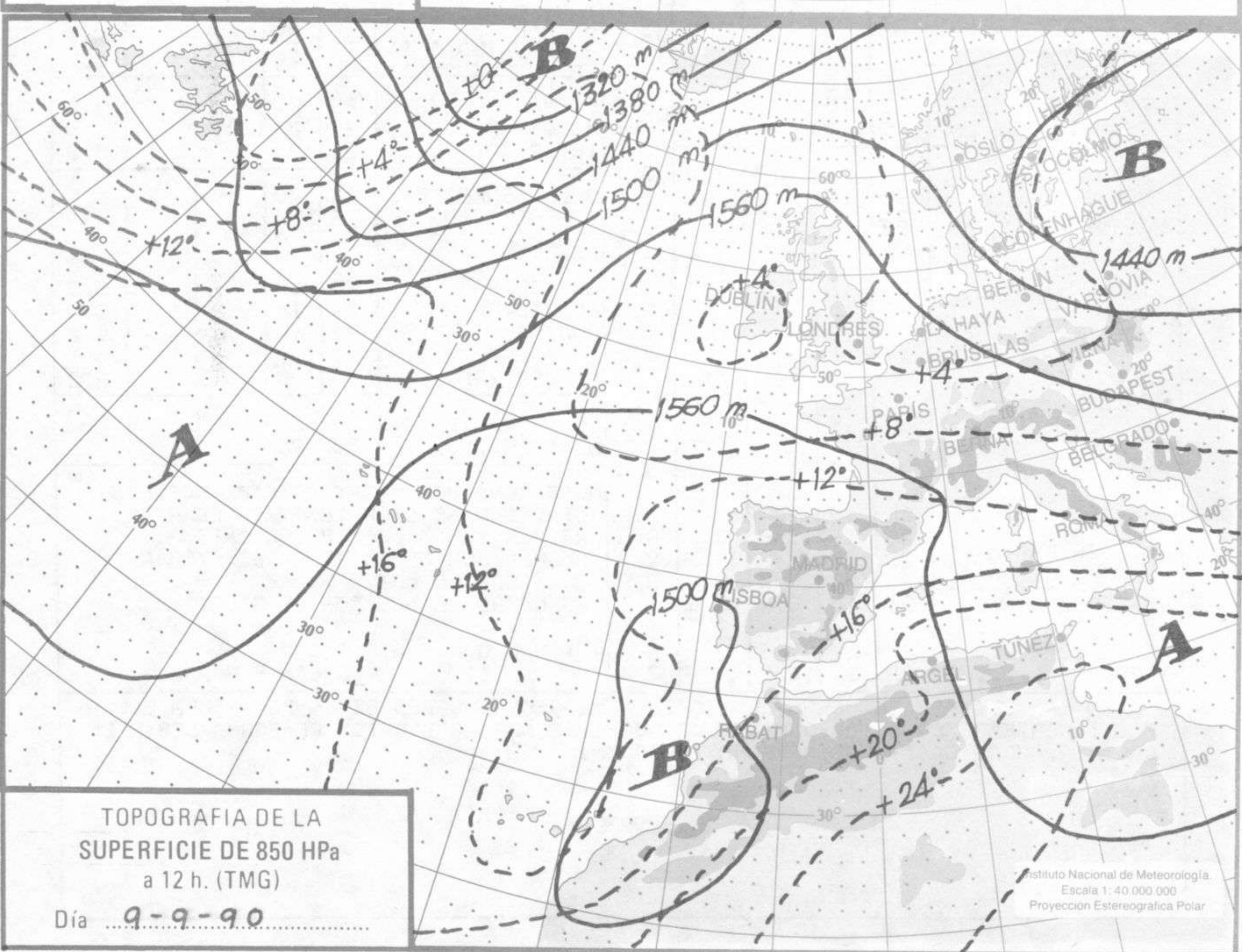
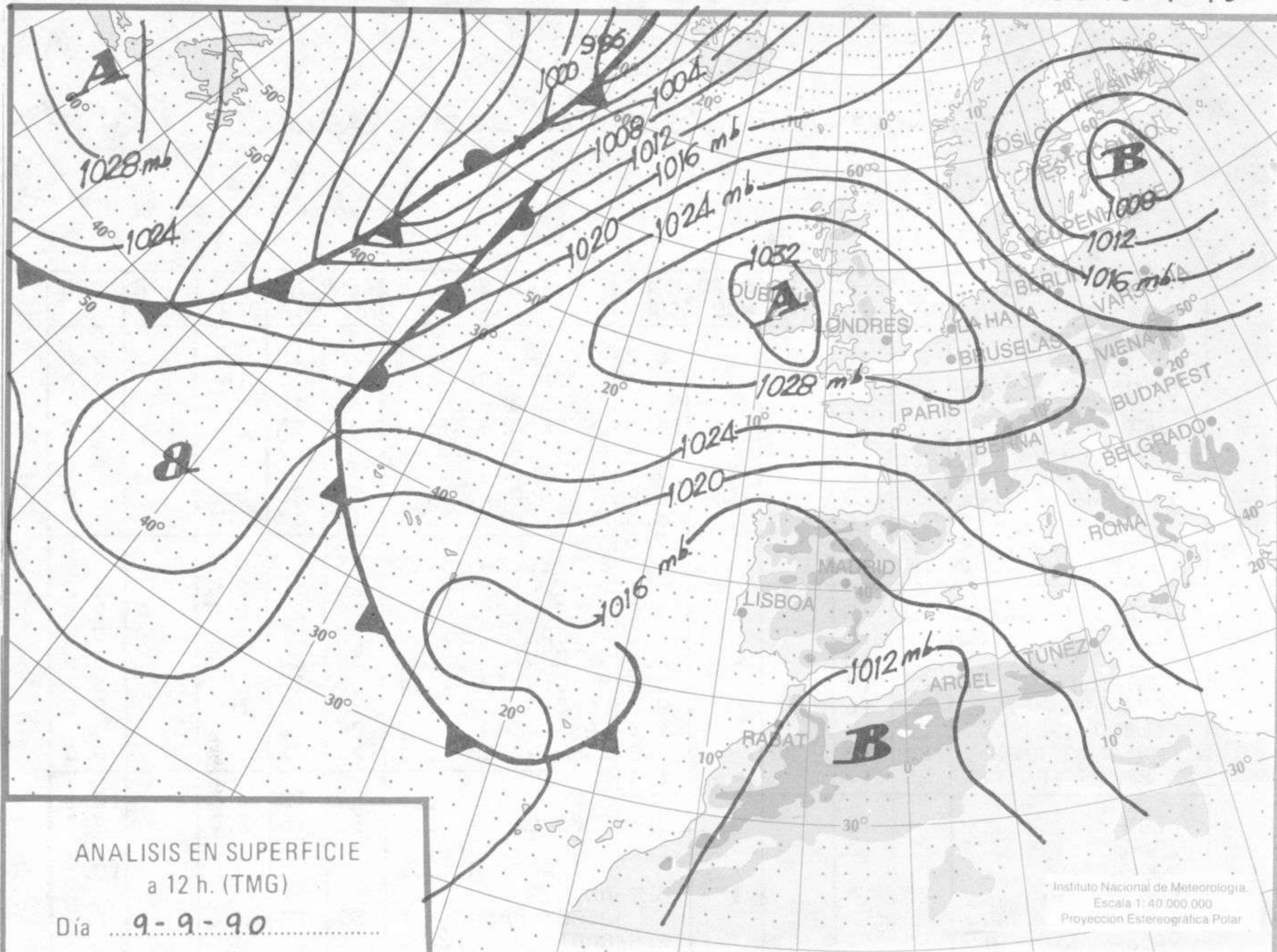
Sec. de Documentación del Instituto Nacional de Meteorología, Ciudad Universitaria, Apartado de Correos 285, Madrid (España)
Teléf.: *(341) (91) 581 96 30 - Fonometeo Madrid (información local zona Centro): 094 - Fonometeo España: (91) 532 69 40

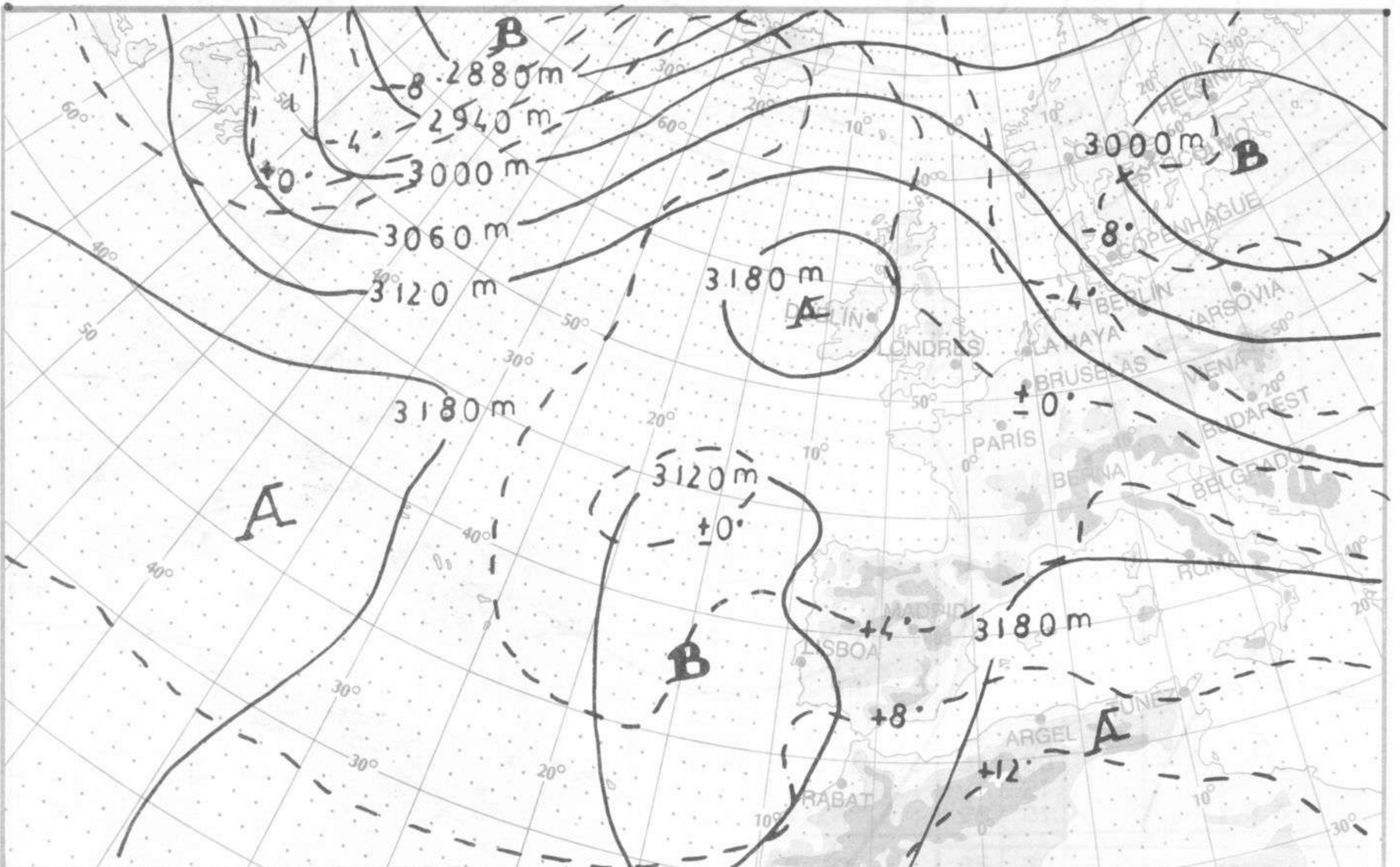
| ESTACIONES | TEMPERA | | PRECIPITA | | HORS | ESTACIONES | TEMPERA | | PRECIPITA | | HORS |
|------------------|---------|-----|-----------|-----|------|------------------|---------|-----|-----------|-----|------|
| | MAX | MIN | DIA | NOC | SOL | | MAX | MIN | DIA | NOC | SOL |
| LA CORUÑA | 26 | 18 | | | 8.2 | LERIDA | | 15 | | | 7.8 |
| MONTEVENTOSO | | | | | | GERONA (A) | 25 | 15 | IP | | 4.8 |
| EL FERROL | | | | | | BARCELONA | | 18 | | | |
| LUGO (P.C.) | | 11 | | IP | 4.3 | BARCELONA (A) | 25 | 18 | | | 4.0 |
| SANTIAGO DE C. | 28 | 18 | | | 9.5 | REUS (A) | | 17 | | | 3.7 |
| PONTEVEDRA | 27 | 17 | | 2.0 | 7.8 | TARRAGONA | | | | | |
| VIGO (A) | 26 | 20 | | IP | 9.4 | TORTOSA | 26 | 20 | 0.2 | | 2.0 |
| VIGO | 25 | 18 | | | 8.8 | MONTSENT | 17 | | IP | | |
| ORENSE | 32 | 16 | | | 7.6 | CASTELLON | 25 | | 0.7 | | |
| PONFERRADA | 28 | | IP | | | VALENCIA (A) | 26 | 19 | 12.0 | | 1.6 |
| AVILES (A) | 23 | 15 | | | 8.0 | VALENCIA | 25 | 21 | 10.0 | | 2.5 |
| GIJON | | 14 | | | 7.9 | ALICANTE (A) | 29 | 21 | | | 7.3 |
| OVIEDO | | 13 | | | 6.6 | ALICANTE | 30 | 20 | | | 5.6 |
| SANTANDER (A) | 25 | 14 | | | 8.4 | MURCIA (A) | 30 | 18 | IP | | 3.2 |
| SANTANDER | 23 | 16 | | | 9.5 | MURCIA | 30 | 18 | IP | | 5.6 |
| BILBAO (A) | 28 | 15 | | | 7.8 | CARTAGENA | 26 | 20 | | | |
| SAN SEBASTIAN | 24 | 18 | | | 3.2 | SAN JAVIER | 29 | 21 | | | 0.0 |
| S. SEBASTIAN (A) | 25 | 17 | | | 1.4 | SEVILLA (A) | 32 | 18 | | | 10.1 |
| LEON (A) | 26 | 14 | | | 9.5 | CORDOBA (A) | 31 | 18 | 2.0 | | 9.3 |
| ZAMORA | 28 | 16 | | | 11.0 | JAEN | | 21 | | | |
| PALENCIA | | | | | | GRANADA (A) | | 15 | | | 10.1 |
| BURGOS (A) | 23 | 13 | | IP | 5.7 | HUELVA | | 17 | | | |
| BURGOS | | | | | | JEREZ FRONT (A) | 30 | 18 | | | 9.7 |
| VALLADOLID (A) | | 14 | | | 9.5 | CADIZ | | | | | |
| VALLADOLID | 28 | 15 | | | 9.8 | TARIFA | 26 | 21 | | | 10.3 |
| SORIA | 21 | 15 | | 0.8 | 3.0 | MALAGA (A) | 29 | 25 | | | 9.1 |
| SALAMANCA | | | | | | ALMERIA (A) | 33 | 24 | | | 9.4 |
| SALAMANCA (A) | 28 | 15 | | | 8.2 | PALMA DE M. (A) | 29 | 21 | | | 4.3 |
| AVILA | 22 | 15 | | | 8.6 | MAHON (A) | 27 | 23 | IP | | |
| SEGOVIA | 25 | 17 | | | 6.1 | IBIZA (A) | 28 | 23 | | | 3.3 |
| NAVACERRADA | 14 | 10 | 5.0 | 1.0 | 3.7 | S.C. TENERIFE | 28 | 20 | IP | | |
| MADRID/BARAJAS | 22 | 19 | 0.7 | | 1.3 | TENERIFE NOR (A) | 26 | 15 | | | |
| MADRID (C.UNIV) | 23 | 19 | | | | TENERIFE SUR (A) | 27 | 19 | | | |
| MADRID (RETIRO) | 22 | 19 | | | 2.8 | IZAÑA | 14 | 9 | | | 11.5 |
| GUADALAJARA | | 17 | | 0.9 | 0.0 | LAS PALMAS (A) | 28 | 18 | | | 5.3 |
| TOLEDO | 24 | 18 | IP | | 3.0 | FUERTEVENTUR (A) | 29 | 18 | | | 9.4 |
| CUENCA | 22 | 14 | | | 0.3 | LANZAROTE (A) | 27 | 19 | | | 4.2 |
| MOLINA DE ARA. | | 12 | | 0.2 | | LA PALMA (A) | 27 | 21 | | | |
| CIUDAD REAL | 27 | 16 | | | 7.3 | HIERRA (A) | | 20 | | | 9.2 |
| ALBACETE (A) | 26 | 17 | | | 5.4 | CEUTA | 29 | 22 | | | |
| CACERES | 20 | 13 | | | 4.5 | MELILLA | 30 | 25 | | | |
| BADAJUZ (A) | 33 | 15 | | | 8.9 | | | | | | |
| VITORIA (A) | 25 | 12 | | | 3.3 | | | | | | |
| LOGROÑO | | | | | | | | | | | |
| LOGROÑO (A) | 24 | 17 | IP | | 2.2 | | | | | | |
| PAMPLONA | 21 | 15 | 13.0 | 0.3 | 0.5 | | | | | | |
| HUESCA (A) | 23 | 16 | | | 2.7 | | | | | | |
| DAROCA | 23 | 14 | 7.0 | 0.4 | 0.9 | | | | | | |
| ZARAGOZA (A) | 25 | 17 | 0.2 | 0.9 | 1.1 | | | | | | |
| ZARAGOZA | | | | | | | | | | | |
| CALANCHA | 21 | | 7.0 | | | | | | | | |
| TERUEL | 22 | 14 | 0.9 | | 2.4 | | | | | | |

NOTA: LAS MAXIMAS Y PRECIPITACIONES (DIA) SON DE 06 A 18 (TMG) DE AYER
LAS MINIMAS Y PRECIPITACIONES (NOCHE) SON DE 18 (TMG) DE AYER A 06 (TMG) DE HOY.
LAS HORAS DE SOL SON DE AYER.

INFORMACION GENERAL

EN LAS ULTIMAS 24 HORAS, LLOVIÓ EN NUMEROSOS LUGARES DE LA PENINSULA, BALEARES Y NORTE DE CANARIAS; DURANTE LA NOCHE PASADA HA LLOVIDO DE FORMA DEBIL EN GALICIA, AMBAS CASTILLAS, NAVARRA Y ARAGON.

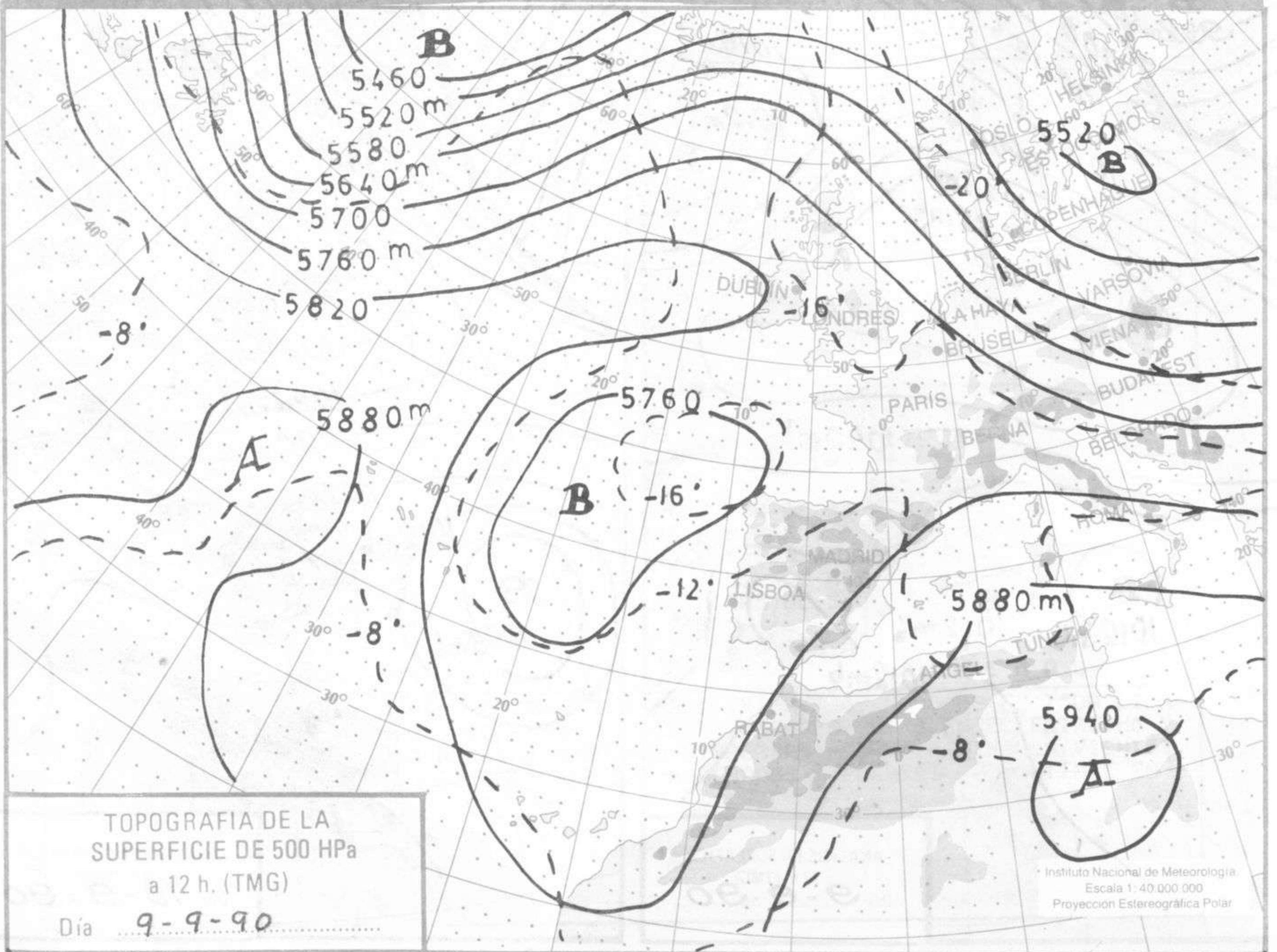




TOPOGRAFIA DE LA SUPERFICIE DE 700 HPa a 12 h. (TMG)

Día 9-9-90

Instituto Nacional de Meteorología
Escala 1:40 000 000
Proyección Estereográfica Polar



TOPOGRAFIA DE LA SUPERFICIE DE 500 HPa a 12 h. (TMG)

Día 9-9-90

Instituto Nacional de Meteorología
Escala 1:40 000 000
Proyección Estereográfica Polar

