



BOLETIN METEOROLOGICO DIARIO

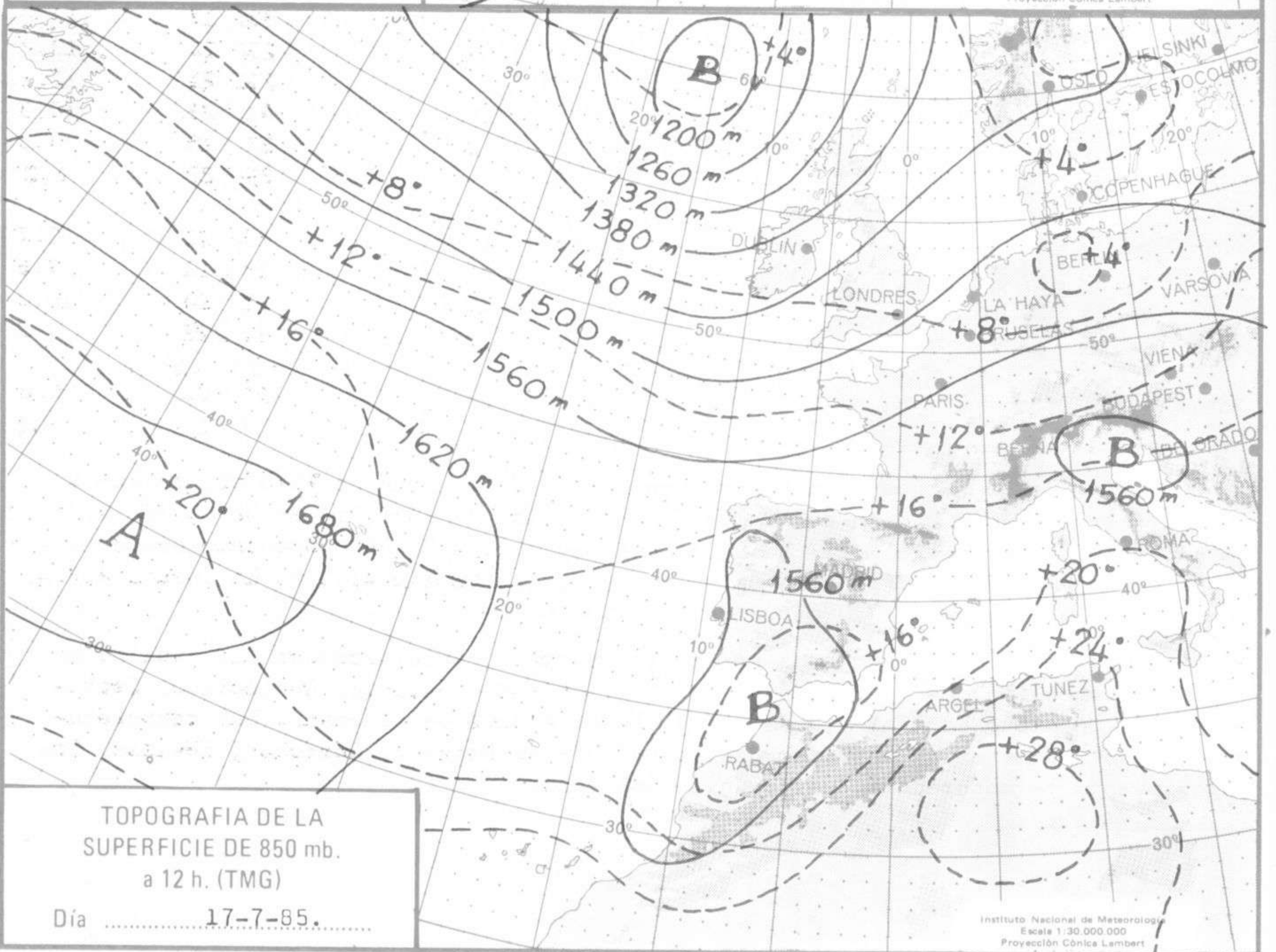
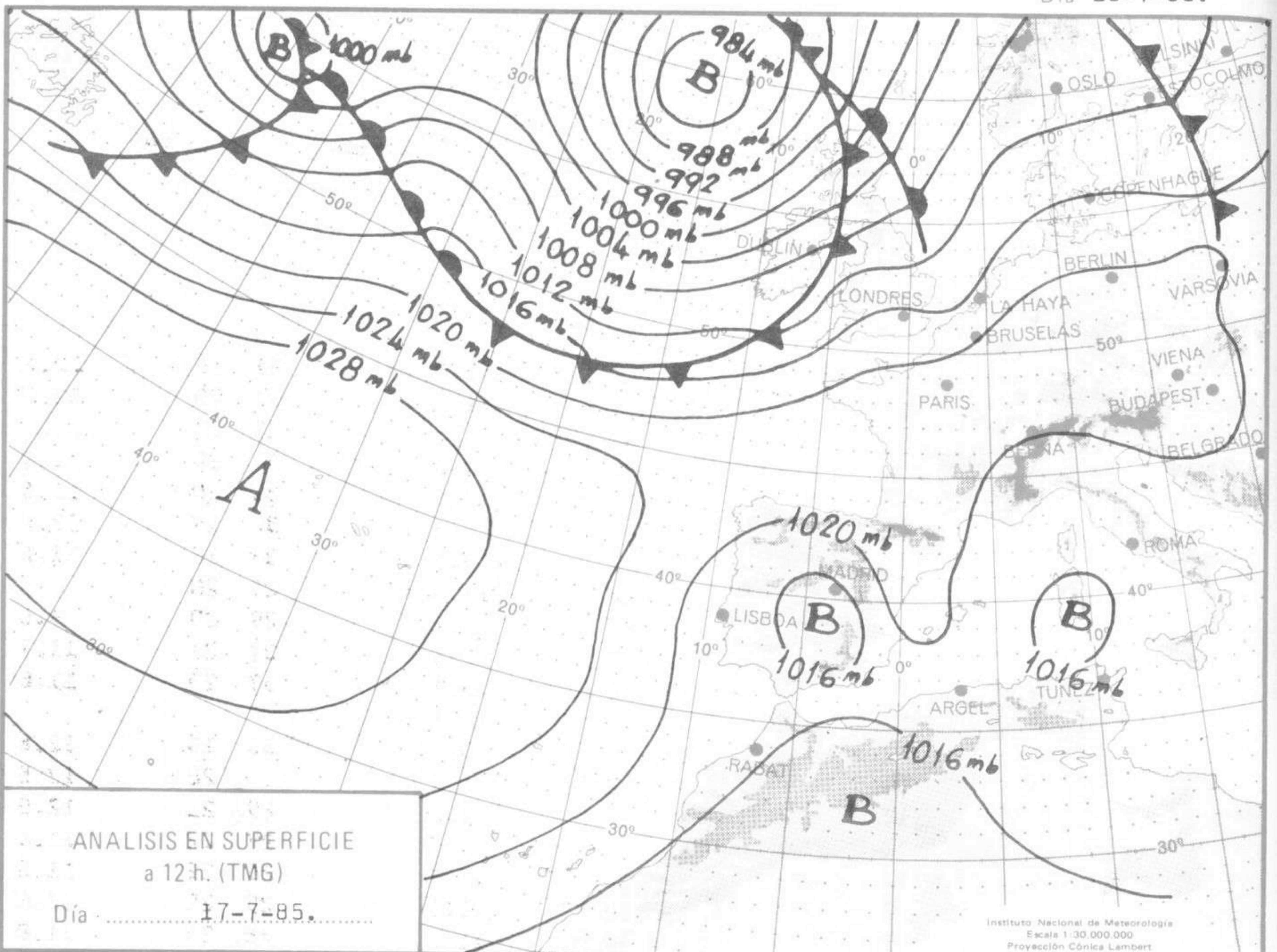
MADRID, JUEVES 18 de JULIO de 1.985. Núm. 199.

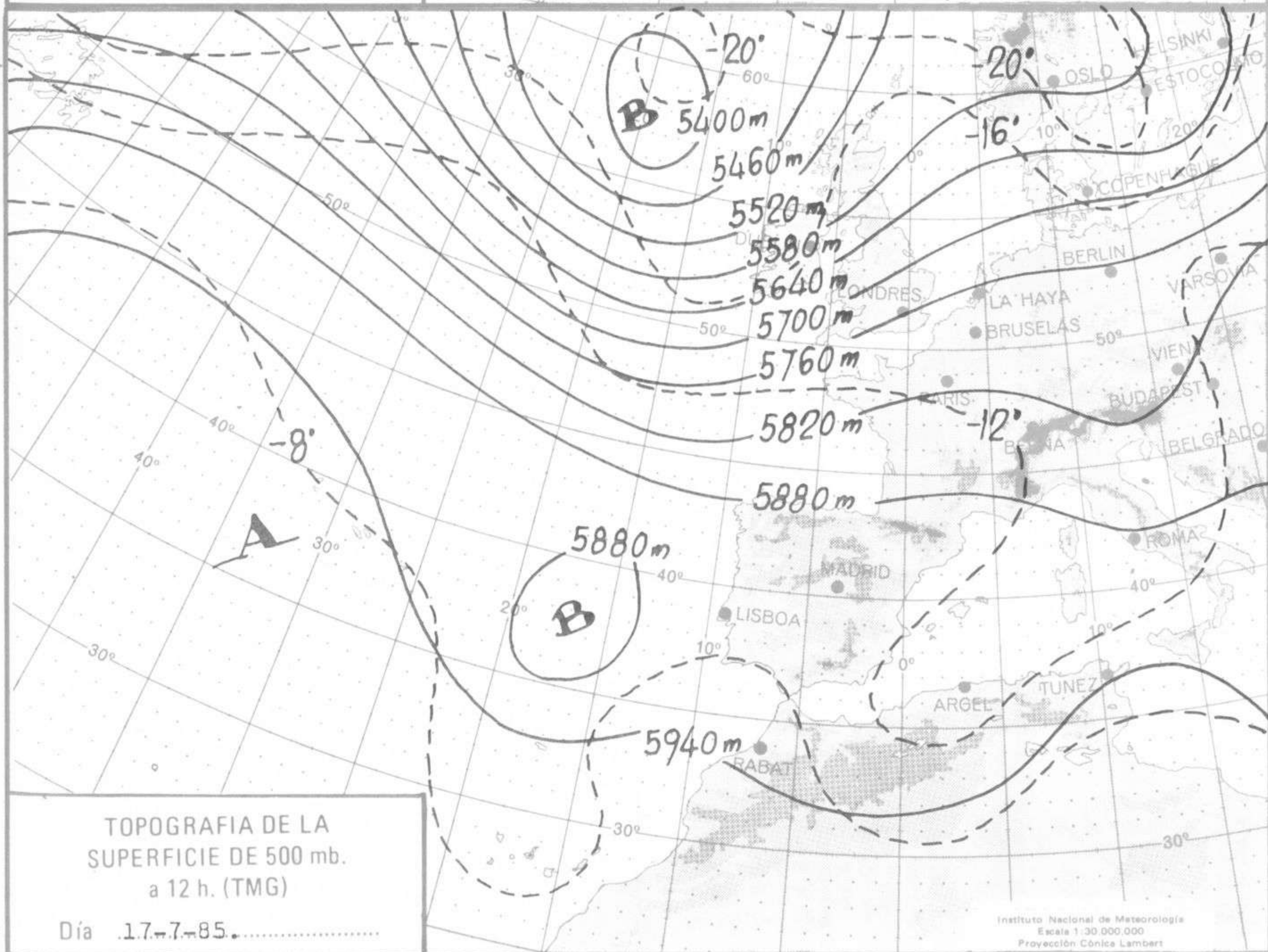
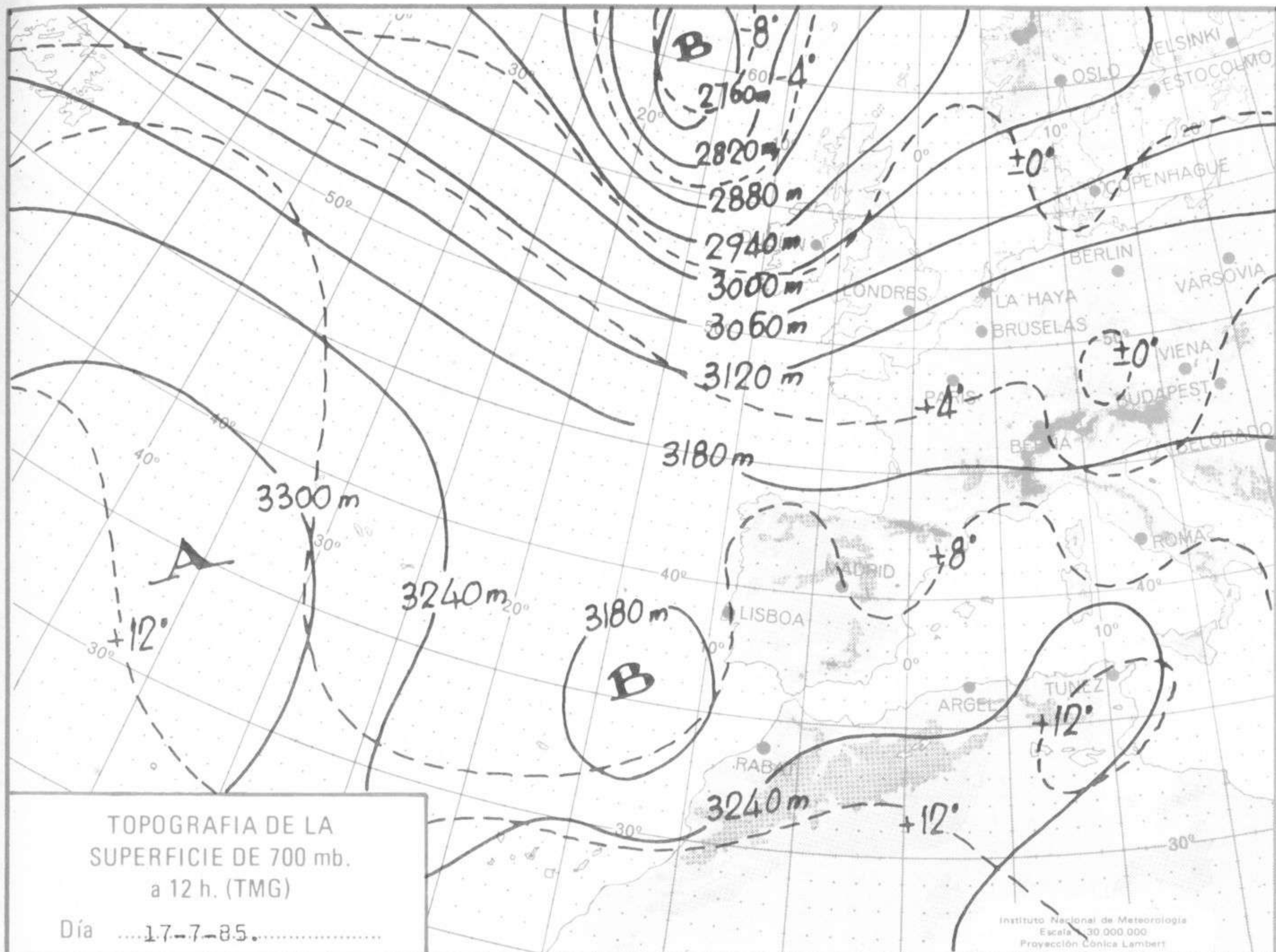
Sec. de Publicaciones del Instituto Nacional de Meteorología, Ciudad Universitaria, Apartado de Correos 285, Madrid (España)
Teléf.: *(341) (91) 244 35 00 - Fonometeo Madrid (información local zona Centro): 094 - Fonometeo España: (91) 232 69 40

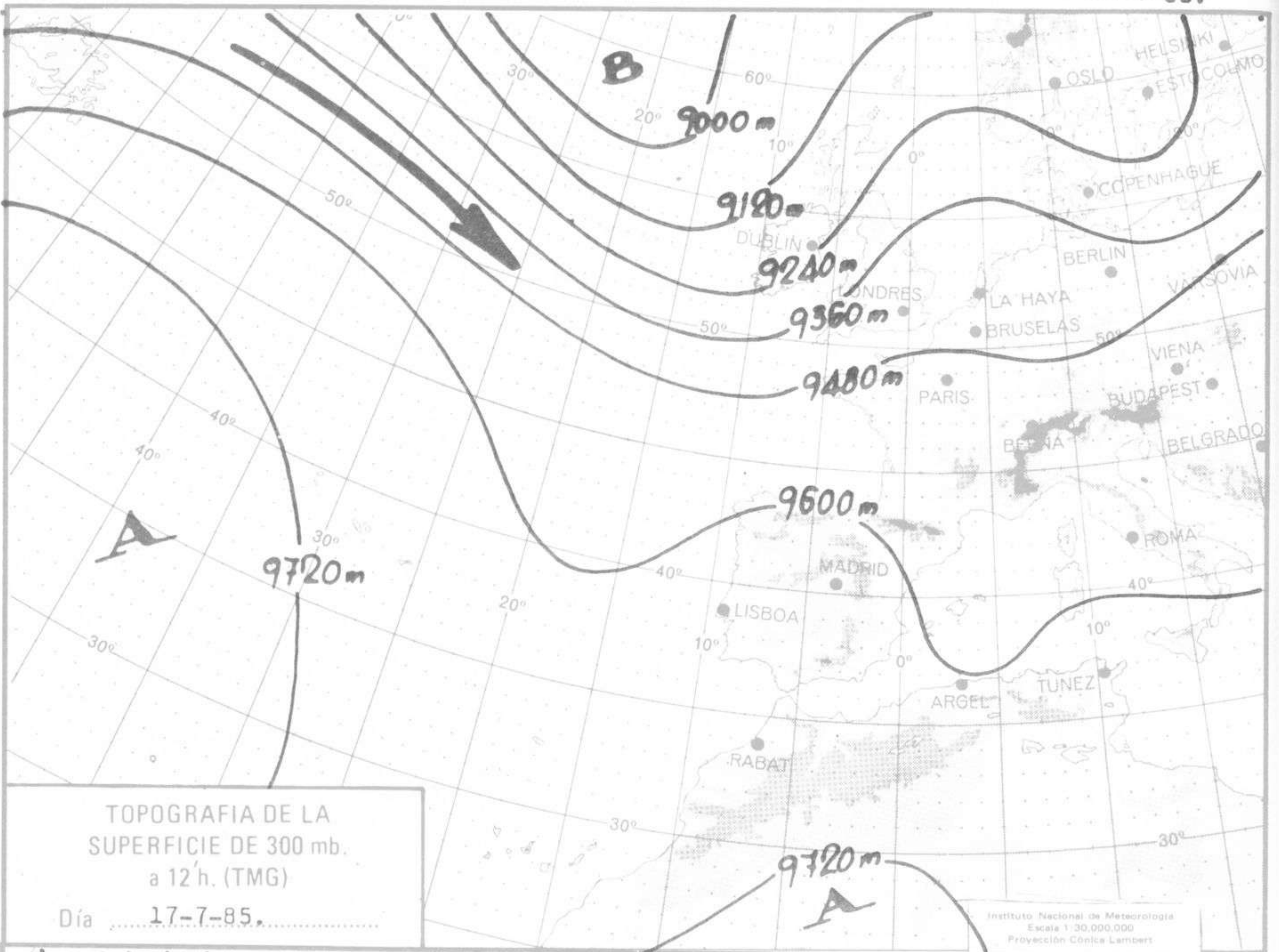
| Estaciones | Temperatura | | Precipitación | | Horas de sol | Estaciones | Temperatura | | Precipitación | | Horas de sol | Estaciones | Temperatura | | Precipitación | | Horas de sol | | |
|---|-------------|------|---------------|-------|--------------|-----------------|-------------|------|---------------|-------|--------------|-------------------|----------------|------|---------------|-------|--------------|------|------|
| | Máx. | Min. | Día | Noche | | | Máx. | Min. | Día | Noche | | | Máx. | Min. | Día | Noche | | Máx. | Min. |
| La Coruña ... | 20 | 16 | | | 10.5 | Navacerrada | 25 | 16 | | | 11.8 | Castellón ... | 31 | 20 | | | 12.1 | | |
| Montevitoso | 21 | 13 | | | | Madrid/Barajas | 36 | 18 | | | 11.5 | Valencia (A) | 31 | 20 | | | 12.2 | | |
| El Ferrol ... | 24 | 13 | | | | Madrid (C.Un.) | 35 | 20 | | | 11.6 | Valencia ... | 29 | 21 | | | 11.7 | | |
| Lugo (P.C.) ... | 23 | 9 | | | 8.9 | Madrid (Retiro) | 34 | 22 | | | 13.0 | Alicante (A) | 31 | 20 | | | 13.1 | | |
| Santiago de C. | 25 | 12 | | | 10.3 | Guadalajara... | 35 | 18 | | | 12.9 | Alicante ... | 31 | 20 | | | 12.6 | | |
| Pontevedra ... | 28 | 16 | | | 12.3 | Toledo ... | 36 | 20 | | | 13.1 | Murcia (A) ... | 34 | 19 | | | 12.2 | | |
| Vigo (A) ... | 25 | 14 | | | 12.1 | Cuenca ... | 32 | 18 | | | 13.5 | Murcia ... | 34 | 18 | | | 11.6 | | |
| Vigo ... | 26 | 16 | | | 13.2 | Molina de A. | 30 | 14 | | | 11.3 | Cartagena ... | 29 | 20 | | | | | |
| Orense ... | 32 | 14 | | | 7.7 | Ciudad Real | 36 | 22 | | | 11.9 | San Javier ... | 29 | 20 | | | 8.5 | | |
| Ponferrada ... | 32 | 15 | | | 11.8 | Albacete (A) | 32 | 17 | | | 12.5 | Sevilla (A) ... | 37 | 21 | | | 11.7 | | |
| Avilés (A) ... | 23 | 14 | | | 9.0 | Cáceres ... | 36 | 20 | | | 13.1 | Córdoba (A) | 37 | 20 | | | 11.8 | | |
| Gijón ... | 23 | 18 | | | 10.5 | Badajoz (A) | 37 | 15 | | | 12.6 | Jaén ... | | | | | | | |
| Oviedo ... | 23 | 16 | | | 2.3 | Vitoria (A) ... | 28 | 12 | | | 10.8 | Granada (A) | 35 | 16 | | | 12.6 | | |
| Santander (A) | 23 | 16 | | | 10.5 | Logroño ... | 32 | 16 | | | 11.8 | Huelva ... | | 20 | | | 12.5 | | |
| Santander ... | 22 | 17 | | | 12.0 | Logroño (A) | 33 | 16 | | | 11.8 | Jerez de la F.(A) | 29 | 21 | | | 12.0 | | |
| Bilbao (A) ... | 27 | 16 | | | 12.0 | Pamplona ... | 31 | 16 | | | 11.7 | Cádiz ... | 27 | 22 | | | 11.4 | | |
| San Sebastián | 21 | 17 | | | 11.3 | Huesca (A) ... | 32 | 18 | | | 12.8 | Tarifa ... | 26 | 22 | | | 11.6 | | |
| S.Sebastián (A) | 25 | 19 | | | 12.7 | Daroca ... | 33 | 17 | | | 11.6 | Málaga (A) ... | 29 | 20 | | | 12.6 | | |
| León (A) ... | 30 | 15 | | | 12.5 | Zaragoza (A) | 33 | 20 | | | 11.5 | Almería (A) | 35 | 23 | | | 11.0 | | |
| Zamora ... | 33 | 19 | | | 12.8 | Zaragoza ... | 33 | 21 | | | | Palma de M.(A) | 33 | 17 | | | 12.0 | | |
| Palencia ... | | | | | | Calamocha ... | 35 | 17 | | | 10.3 | Mahón (A) ... | 29 | 20 | | | 13.2 | | |
| Burgos (A) ... | 31 | 12 | | | 12.6 | Teruel ... | | | | | | Ibiza (A) ... | 21 | 21 | | | 12.2 | | |
| Burgos ... | | 13 | | | | Lérida ... | 34 | 19 | | | 12.4 | S.C.de Tenerife | 31 | 21 | | | 10.3 | | |
| Valladolid (A) | 32 | 13 | | | 14.5 | Gerona (A) ... | 31 | 18 | | | 0.0 | Tenerife Norte(A) | 23 | 16 | | | 9.5 | | |
| Valladolid ... | 34 | 15 | | | X | Barcelona ... | 30 | 21 | | | | Tenerife Sur (A) | 29 | 22 | | | 6.0 | | |
| Soria ... | 31 | 16 | ip | | 9.9 | Barcelona (A) | 29 | 19 | | | 11.6 | Izaña ... | | | | | | | |
| Salamanca ... | | | | | | Reus (A) ... | 30 | 21 | | | 11.5 | Las Palmas (A) | 26 | 21 | | | 8.7 | | |
| Salamanca (A) | 32 | 17 | | | 11.3 | Tarragona ... | 28 | 22 | | | 12.3 | Fuerteventura(A) | 25 | 20 | | | 7.8 | | |
| Avila ... | 31 | 13 | ip | | 9.2 | Tortosa ... | 32 | 22 | | | 13.0 | Lanzarote (A) | 27 | 20 | | | 10.3 | | |
| Segovia ... | 33 | 17 | | | 9.7 | Montserrat ... | 21 | | | | | La Palma (A) | 24 | 22 | | | 7.2 | | |
| NOTA.— Las máximas y precipitaciones (día) son de 06 a 18 (TMG) de ayer. Las mínimas y las precipitaciones (noche) son de 18 (TMG) de ayer a 06 (TMG) de hoy. Las horas de sol son de ayer. | | | | | | | | | | | | | Hierro (A) ... | 25 | 21 | | | | |
| | | | | | | | | | | | | | Ceuta... .. | 27 | 21 | | | | 6.0 |
| | | | | | | | | | | | | | Melilla | 27 | 23 | | | | 5.8 |

INFORMACION GENERAL. - Baja de 990 mb. en 62° N 10° W, otra de 1010 mb. en 40° N 04° W, otra de 1010 mb. en 25° N 10° E. Anticiclón de 1033 mb. en 38° N 38° W, otro de 1020 mb. en 52° N 18° E. En altura hay corriente de componente oeste floja a moderada y estratificación estable. Isoceros: Madrid 4140 m. La Coruña 4160m. Palma 4150 m. Tenerife 4770 m. Gibraltar 4100 m.

Durante las últimas 24 horas se han registrado precipitaciones muy débiles en Avila y La Molina. La nubosidad ha sido variable en Galicia, Cantábrico, Castilla-León, sistema Central y Canarias y escasa o nula en el resto. Las temperaturas fueron altas en el interior destacando 37° en Badajoz, Córdoba y Sevilla. Sopló levante de moderado a fuerte en el Estrecho.



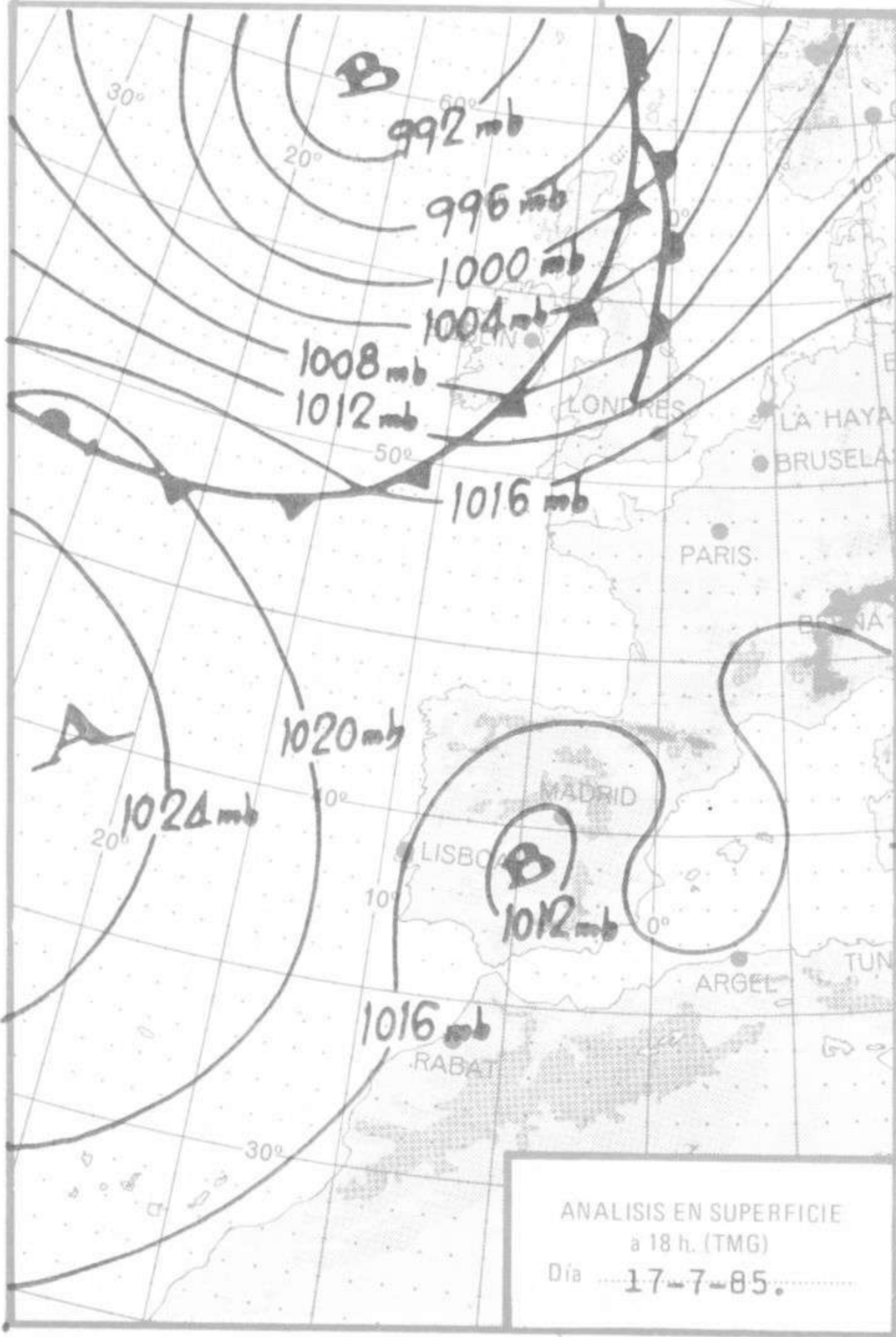




TOPOGRAFIA DE LA SUPERFICIE DE 300 mb. a 12 h. (TMG)

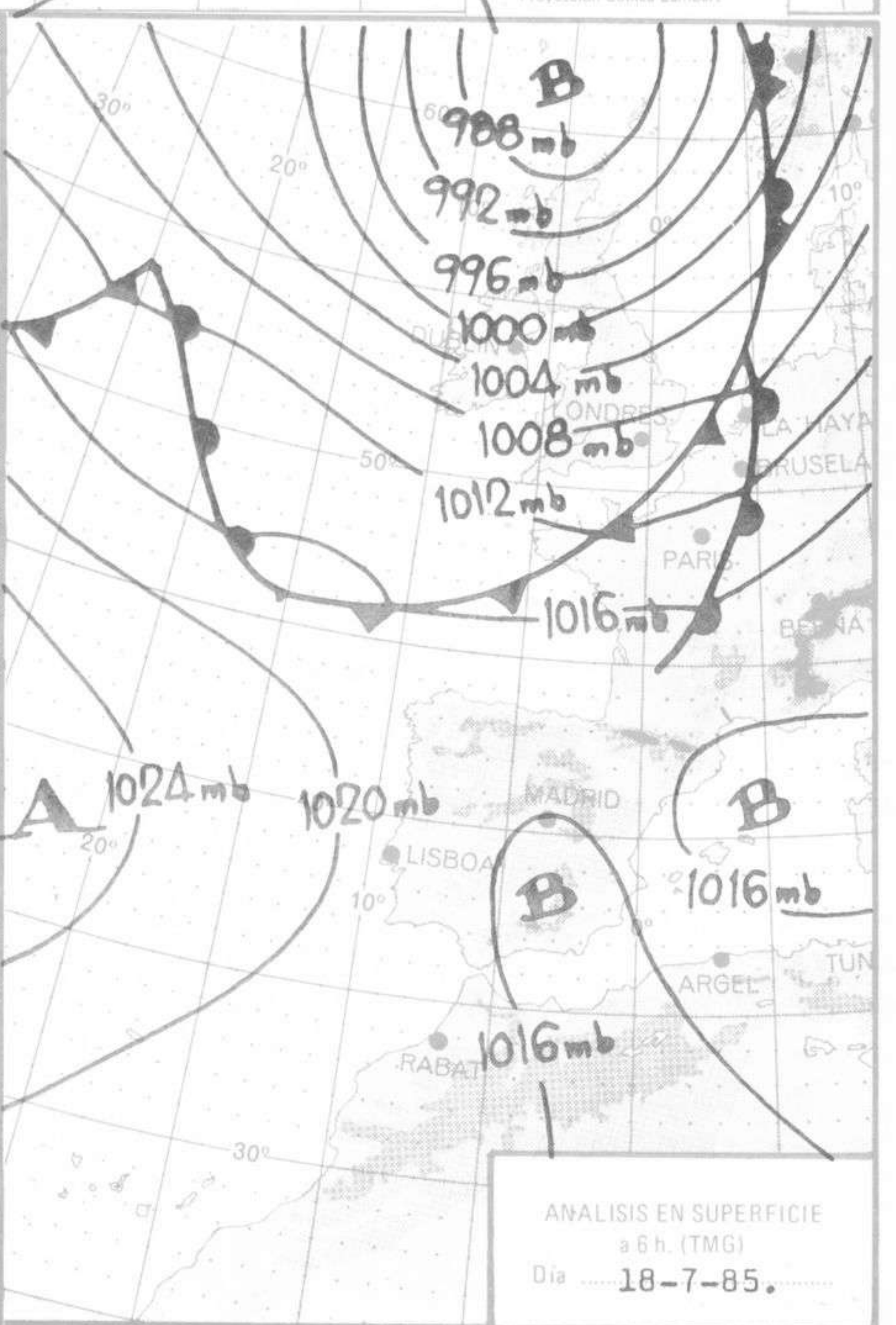
Día 17-7-85.

Instituto Nacional de Meteorología
Escala 1:30.000.000
Proyección Cónica Lambert



ANALISIS EN SUPERFICIE a 18 h. (TMG)

Día 17-7-85.



ANALISIS EN SUPERFICIE a 6 h. (TMG)

Día 18-7-85.