

DIRECCIÓN GENERAL DEL INSTITUTO GEOGRÁFICO Y ESTADÍSTICO

AÑO XXIII

BOLETÍN

1915

Núm. 360

DEL

26 de Diciembre

OBSERVATORIO CENTRAL METEOROLÓGICO

Observaciones del Extranjero

| Observaciones de la mañana á las 7 ^h | | | | | | | | | | Id. en las 24 horas | | Id. de la vispera por la tarde | | | |
|---|-------------------------------------|----------------------|-------------|-----------|-----------------|------------------|---------------------|----------------|---------------------------|---------------------|---|--------------------------------|-----------|-----------------|-------------------|
| Estaciones | Barómetro | | Temperatura | Viento | | Estado del cielo | Estado del mar | Lluvia ó nieve | Temp. extr. ^{as} | | Barom. ^o á 0 ^o y al nivel del mar | Temperatura | Viento | | Estado del cielo |
| | á 0 ^o y al nivel del mar | Variación en 3 horas | | Dirección | F ^{xa} | | | | Max. ^a | Min. ^a | | | Dirección | F ^{xa} | |
| Escandi- navia | Bodo | 754.2 | -1.2 | -1.1 | E | 7 | A ^o | | | | | | | | |
| | Gristiansund | 747.3 | 0.0 | -1 | SE | 2 | o. cl. ^o | | | | | | | | |
| | Shudesnoes | | | | | | | | | | | | | | |
| Europa Oriental y Central | Riga | | | | | | | | | | | | | | |
| | Moscou | | | | | | | | | | | | | | |
| | Nicolaiew | | | | | | | | | | | | | | |
| | Feldkirch | | | | | | | | | | | | | | |
| | Czernowitz | | | | | | | | | | | | | | |
| | Cracovia | | | | | | | | | | | | | | |
| | Polá | | | | | | | | | | | | | | |
| | Viena | | | | | | | | | | | | | | |
| Berlin | | | | | | | | | | | | | | | |
| Berna | | | | | | | | | | | | | | | |
| Islas Británicas | Stornoway | | | | | | | | | | | | | | |
| | Shields | | | | | | | | | | | | | | |
| | Valentia | | | | | | | | | | | | | | |
| Francia | Gris Nex | | | | | | | | | | | | | | |
| | St. Mathieu | | | | | | | | | | | | | | |
| | Isla de Aix | | | | | | | | | | | | | | |
| | Biarritz | | | | | | | | | | | | | | |
| | Paris | | | | | | | | | | | | | | |
| | Clermont | | | | | | | | | | | | | | |
| | Perpiñán | | | | | | | | | | | | | | |
| Cabo Sicié | | | | | | | | | | | | | | | |
| Niza | | | | | | | | | | | | | | | |
| Italia | Liorna | | | | | | | | | | | | | | |
| | Roma | | | | | | | | | | | | | | |
| | Cagliari | | | | | | | | | | | | | | |
| | Palermo | | | | | | | | | | | | | | |
| Portugal | Porto | 756.0 | +1.0 | 12.5 | SSB | 5 | sub. ^o | N ^o | | | | | | | |
| | Lisboa | 766.2 | +0.3 | 13 | SSB | 3 | bruma | N ^o | 13 | 10 | 764.0 | 11.4 | SW | 4 | A ^o |
| | Lagos | 766.6 | +1.5 | 14 | E | 1 | sub. ^o | N ^o | 15 | 13 | 762.4 | 14 | SW | 3 | sub. ^o |
| | Horta | 747.3 | +0.7 | 13.0 | NNW | 7 | sub. ^o | N ^o | 2 | 15 | 764.0 | 15 | NW | 2 | bruma |
| | Flores | | | | | | | | 2 | 18 | 746.0 | 15.7 | SW | 9 | bruma |
| | Punta Delgada | | | | | | | | | | | | | | |
| | Funchal | 765.1 | +0.1 | 17 | W | 4 | sub. ^o | N ^o | 18 | 17 | 765.2 | 17 | W | 4 | sub. ^o |
| Marruecos y Argelia | Tánger | | | | | | | | | | | | | | |
| | Oran | | | | | | | | | | | | | | |
| | Laghout | | | | | | | | | | | | | | |
| | Argel | | | | | | | | | | | | | | |
| | Cap de Garde | | | | | | | | | | | | | | |
| | Túnex | | | | | | | | | | | | | | |
| Biskra | | | | | | | | | | | | | | | |

Radiogramas

Precios de suscripción

Un año... 18... pesetas. Un semestre... 9... pesetas.

Administrador

Habilitado del material de la Dirección general del Instituto Geográfico y Estadístico. Madrid

Dirección : Adresse : Address :

Señor

Jefe del Observatorio Central Meteorológico

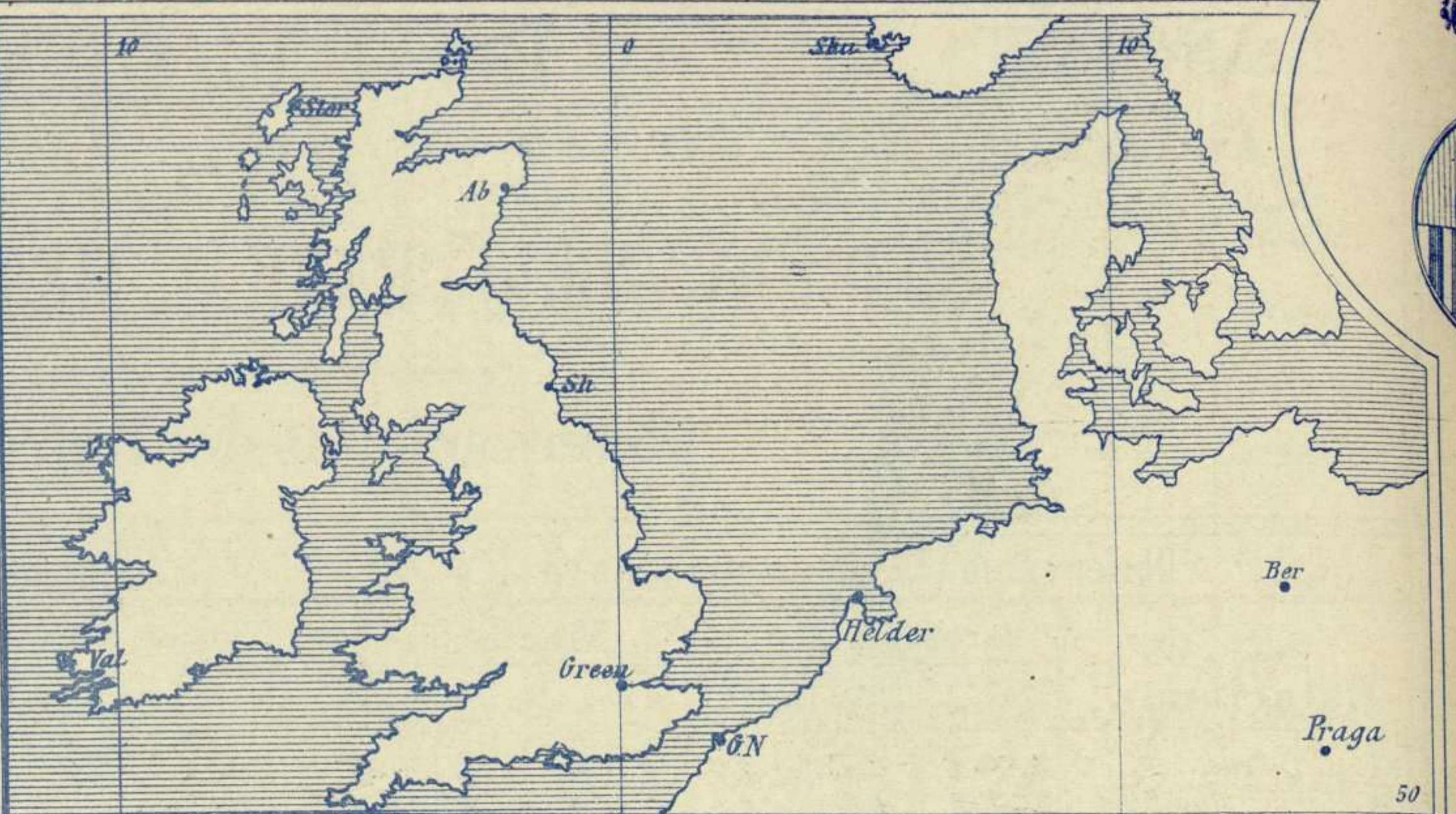
Parque del Retiro

Madrid. (ESPAÑA)

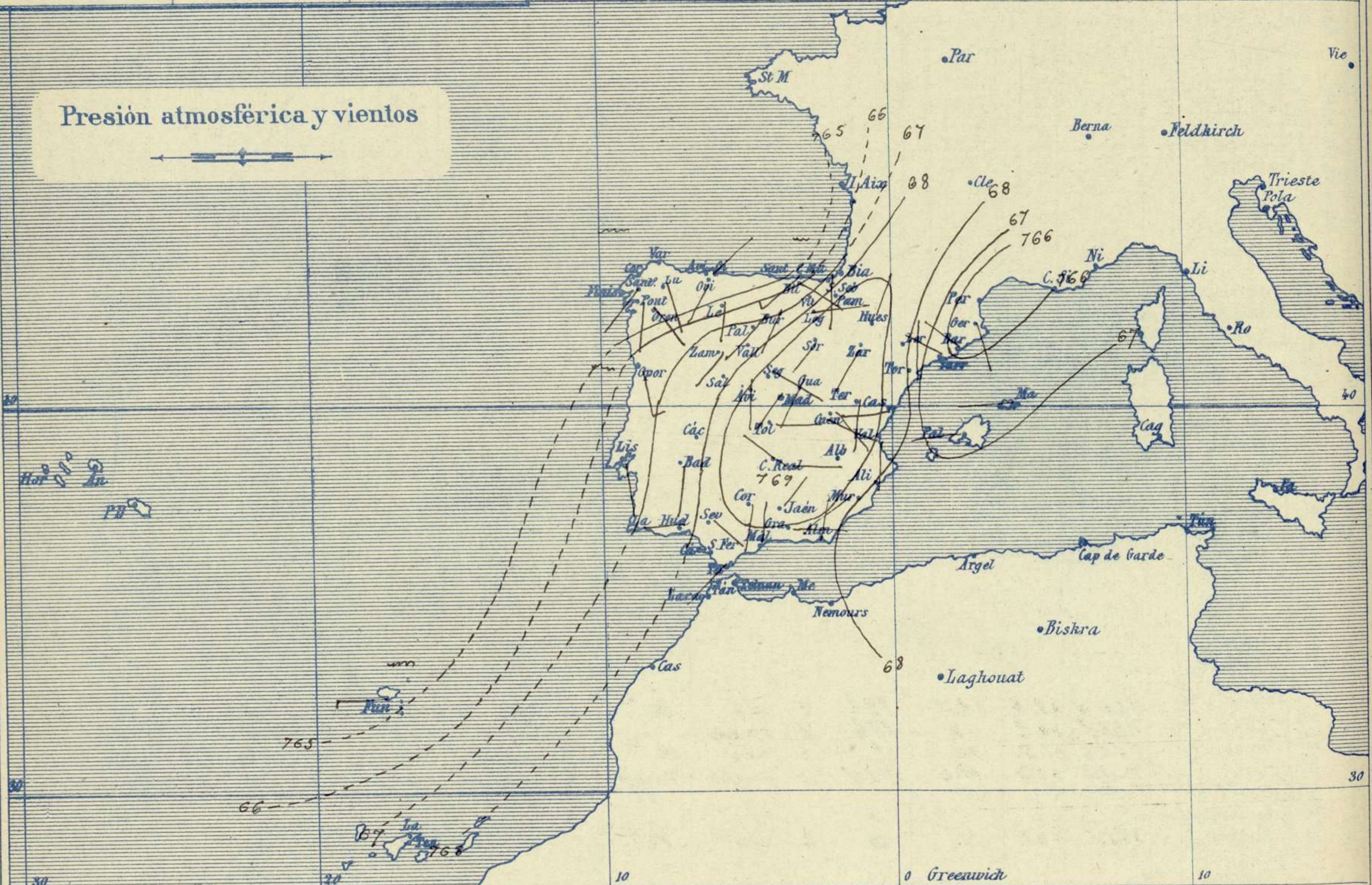
Apartado n.º 285.

Signos convencionales

| Fuerza del viento | Cielo | Mar |
|---------------------------|-------------|-------------------|
| 0 Calma | ○ Despejado | — Llanura |
| 1 Ventolina | ○ Con nubes | — Rizada |
| 2 Muy flojo | ○ Con nubes | — Marejada |
| 3 Flojo | ⊖ Bruma | — Picada |
| 4 Bonancible (Moderado) | ⊗ Niebla | — Marejada gruesa |
| 5 Fresquito (Algo fuerte) | ⊗ Nieve | — Gruesa |
| 6 Fresco (Fuerte) | ● Lluvia | — Muy gruesa |
| 7 Duro | ⚡ Tormenta | — Arbolada |
| 8 Muy duro | | — Muy arbolada |
| 9 Temporal | | |



Presión atmosférica y vientos



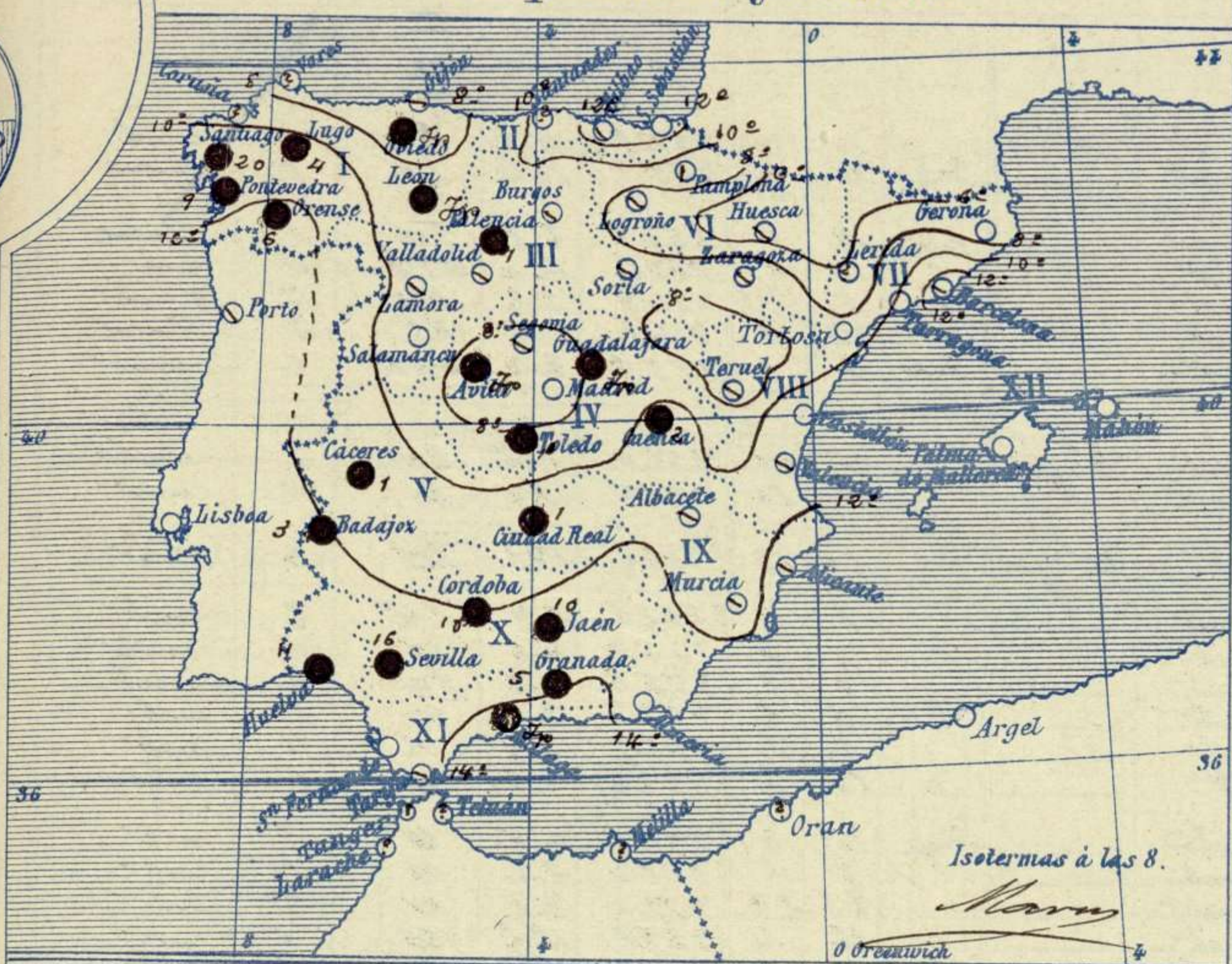
Estado general

Una borrasca importante se halla entre las Azores y las costas portuguesas; aunque todavía están lejos de nuestro territorio, su influjo alcanza a él y por esto se registran lluvias bastante importantes en Andalucía y menos intensas sobre Galicia y la Meseta Central.

Los vientos soplarán flojos de dirección variable y la temperatura se mantiene suave, dada la estación en que nos hallamos: la máxima de ayer fue de 20 grados en Murcia y la mínima de hoy ha sido de cero grados en Avila y Ceruel.

Sánchez

Temperaturas y Lluvias



Tiempo probable

EN LAS REGIONES

- I
- II
- III
- IV
- V
- VI
- VII
- VIII
- IX
- X
- XI
- XII

No se hace predicción.

Los números colocados al lado de ● designan m/m de lluvia recogida.

Telegrama para las Comandancias de Marina depositado a las.....h.....m

No se envia telegrama

Observaciones de Madrid entre 12^h del día 25 y 12^h del día 26

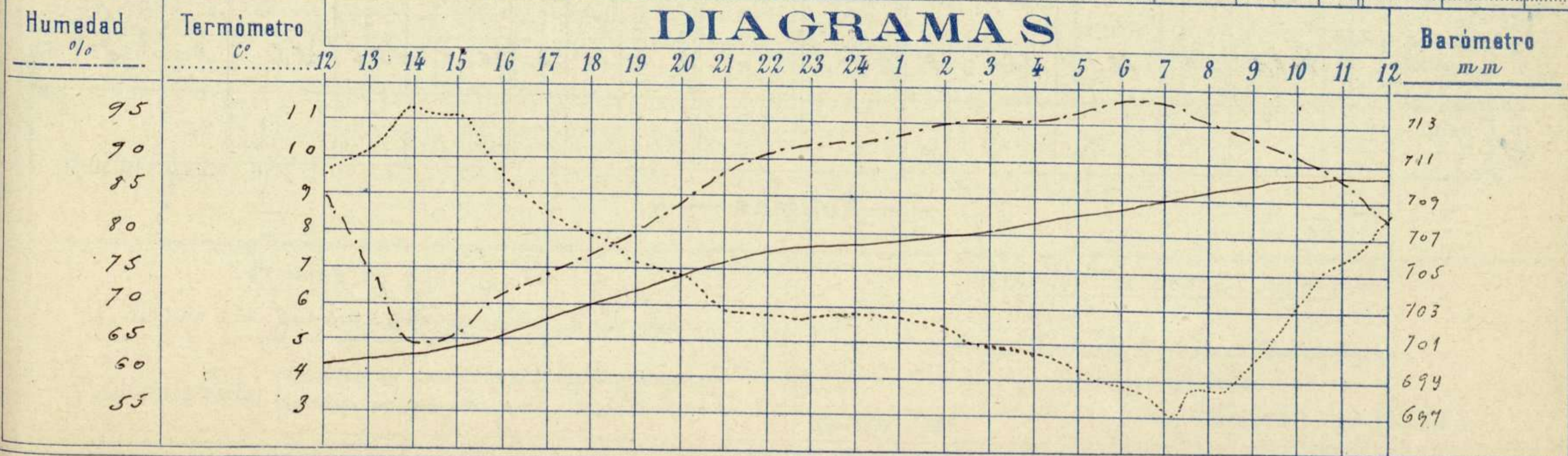
PARQUE DEL RETIRO (Altitud 667 m^s)

Observaciones aerológicas

Hora.....

| Hora | Barómetro m m | Termómetro C° | Humedad o/o | Viento | | Lluvia o Nieve | Estado del Cielo | Notas | Alturas | Dirección del viento | Fuerza 0 a 9 | Alturas | Dirección del viento | Fuerza 0 a 9 |
|------|------------------|------------------|----------------|-----------|--------------------|-------------------|------------------------|---|---------|-------------------------|-----------------|---------|-------------------------|-----------------|
| | | | | Dirección | F ^o a 9 | | | | | | | | | |
| 12 | 699.57 | 9.5 | 85 | W.S.W | 6 | | Casi cubierto | Temp. máx. a la sombra 11.3 | | | | | | |
| 16 | 701.17 | 9.1 | 71 | W | 5 | | Cubierto | Ed. mínima id. 2.9 | | | | | | |
| 20 | 704.53 | 6.0 | 84 | W.S.W | 1 | | C. desp. ^{to} | Horas de Sol despejado en | | | | | | |
| 24 | 706.10 | 5.8 | 92 | S.W | 1 | | Nub. ^o | el día de ayer 1 ^h 25 ^m | | | | | | |
| 4 | 707.50 | 4.5 | 95 | S.W | 1 | | Fb | | | | | | | |
| 8 | 709.25 | 3.6 | 95 | S.W | 1 | | C cub ^o | | | | | | | |
| 12 | 710.10 | 8.5 | 82 | S.W | 1 | | Cub ^o | | | | | | | |

DIAGRAMAS



Observaciones de España

| Observaciones de la mañana á 8 horas | | | | | | | | Id. en las 24 horas | | | Id. de la vispera á 16 horas | | | | | |
|--------------------------------------|------------------------------|----------------------|-------------|-----------|-----------------|------------------|--------------------------------|--------------------------------|--|-------------------|---|-------------|-----------|--------|------------------|-------|
| Estaciones | Barómetro | | Temperatura | Viento | | Estado del cielo | Estado del mar | Lluvia ó nieve | Temp. ^s extr. ^{as} | | Barom. ^o á 0° y al nivel del mar | Temperatura | Viento | | Estado del cielo | |
| | á 0° y al nivel del mar | Variación en 3 horas | | Dirección | F ^{za} | | | | Max. ^a | Min. ^a | | | Dirección | Fuerza | | |
| Región del N.W. I. | La Coruña | | | | | | | | | | | | | | | |
| | Vares | | | | | | | | | | | | | | | |
| | Avilés | | | | | | | | | | | | | | | |
| | Gijón | 762.8 | +1.0 | 7.0 | NE | 0 | c. nub. | M ^a | 11 | 6 | 756.8 | 11.0 | NW | 6 | c. nub. | |
| | Oviedo | 762.2 | | 5.4 | SW | 1 | c. nub. | | Temp | 10 | 4 | 755.9 | 10.0 | SW | 1 | clear |
| | Finisterre | | | | | | | | | | | | | | | |
| | Santiago | 762.9 | +0.2 | 10.1 | SW | 2 | clear | | 20 | 11 | 756.8 | 8.8 | SW | 1 | clear | |
| | Pontevedra | 762.2 | +0.5 | 11.6 | S | 5 | nub. | | 7 | 12 | 757.2 | 12.0 | WSW | 4 | nub. | |
| | Lugo | 763.3 | | 8.0 | SSW | 3 | nub. | | 4 | 5 | 754.9 | 5.2 | SW | 7 | c. nub. | |
| Región Cantábrica II | Orense | 763.8 | +2.0 | 11.5 | SE | 1 | nub. | | 6 | 13 | 756.1 | 10.5 | SS | 3 | clear | |
| | León | 766.4 | | 4.8 | S | 0 | nub. | | Temp | 7 | 1 | 755.9 | 8.0 | WNW | 6 | nub. |
| Región Cantábrica III | Santander | | | | | | | | | | | | | | | |
| | Punta Galea | 761.7 | +1.5 | 10.6 | SW | 6 | nub. | M ^a g ^{ra} | 12 | 10 | 751.0 | 14.2 | SW | 7 | nub. | |
| | Bilbao | 764.0 | +2.0 | 12 | SE | 1 | nub. | | 14 | 10 | 751.0 | 14 | W | 4 | nub. | |
| | Cabo Machichaco | | | | | | | | | | | | | | | |
| San Sebastián | 765.0 | +2.5 | 13.4 | S | 2 | A ^o | M ^a g ^{ra} | 16 | 13 | 762.2 | 14.0 | SW | 6 | c. d. | | |
| Región del Duero III | Zamora | 767.8 | +1.0 | 6.1 | SW | 2 | c. nub. | | 9 | 4 | 762.3 | 7.4 | SW | 2 | nub. | |
| | Palencia | 767.6 | +1.9 | 4.6 | SW | 4 | nub. | | 1 | 7 | 755.4 | 4.6 | W | 4 | nub. | |
| | Burgos | 766.2 | 1.2 | 4.0 | SW | 1 | nub. | | 8 | 2 | 755.6 | 6.0 | SW | 3 | c. nub. | |
| | Soria | 768.9 | +1.8 | 2.6 | SW | 4 | nub. | | 2 | 6 | 757.3 | 3.2 | W | 7 | nub. | |
| | Valladolid | 767.2 | +1.6 | 4.8 | SW | 1 | nub. | | 8 | 2 | 758.3 | 7.0 | W | 4 | nub. | |
| | Salamanca | 767.6 | +2.8 | 4.2 | SW | 1 | A ^o | | 3 | 10 | 758.6 | 6.6 | W | 5 | nub. | |
| Región Central IV | Ávila | 767.9 | | 1.6 | SSW | 0 | c. d. | | Temp | 7 | 0 | 759.7 | 2.8 | W | 4 | nub. |
| | Segovia | 768.8 | +1.5 | 2.2 | SE | 0 | nub. | | 7 | 1 | 758.0 | 2.8 | W | 1 | nub. | |
| | Madrid | 769.3 | +1.2 | 3.6 | SW | 1 | c. nub. | | 11.3 | 2.9 | 759.4 | 9.1 | W | 5 | nub. | |
| | Toledo | 768.9 | +1.4 | 5.2 | S | 1 | c. d. | | 1 | 12 | 759.9 | 11.2 | W | 1 | nub. | |
| | Guadalajara | 768.6 | +0.4 | 4.2 | SW | 0 | nub. | | Temp | 10 | 4 | 758.4 | 8.2 | SW | 8 | nub. |
| | Cuenca | 768.3 | +0.6 | 5.5 | SE | 0 | clear | | 2 | 9 | 761.1 | 8.1 | SE | 4 | clear | |
| Extrem ^a Mancha V | Cáceres | 767.9 | | 8.6 | S | 1 | nub. | | 1 | 12 | 760.5 | 8.8 | W | 3 | nub. | |
| | Badajoz | 768.7 | +0.6 | 11.0 | S | 0 | nub. | | 3 | 14 | 761.7 | 13.4 | W | 3 | nub. | |
| | Ciudad Real | 770.4 | +2.0 | 7.2 | NW | 3 | A ^o | | 1 | 12 | 761.8 | 10.0 | W | 4 | nub. | |
| Alto Ebro VI | Logroño | 766.5 | | 4.6 | E | 0 | nub. | | 1.3 | 4 | 754.9 | 11.4 | W | 7 | c. d. | |
| | Pamplona | 769.6 | 0.0 | 6.4 | SW | 0 | nub. | | 1.2 | 6 | 754.6 | 5.2 | WNW | 3 | nub. | |
| | Huesca | 767.2 | +1.5 | 2.0 | NNE | 0 | c. nub. | | 12.0 | 1.5 | 756.6 | 9.4 | W | 3 | nub. | |
| | Zaragoza | 768.5 | +2.5 | 8.8 | SW | 1 | nub. | | 17 | 6 | 757.4 | 13.4 | WNW | 2 | nub. | |
| Cataluña VII | Lerida | 765.2 | +3.0 | 6.6 | SSW | 0 | A ^o | | 16 | 4 | 752.8 | 15.4 | SW | 4 | nub. | |
| | Gerona | 766.3 | +0.5 | 1.2 | NW | 2 | c. nub. | M ^a | 16 | 9 | 754.3 | 14 | SW | 1 | nub. | |
| | Barcelona | 766.9 | | 9.7 | NW | 2 | c. d. | Bris ^a | 17 | 9 | 756.5 | 14.2 | WSW | 1 | nub. | |
| | Tortosa | 767.5 | +2.5 | 7.7 | N | 1 | c. d. | | 14 | 8 | 757.0 | 14.4 | WNW | 3 | nub. | |
| Levante VIII | Teruel | 771.3 | | 1.8 | S | 0 | nub. | | 10 | 0 | 758.6 | 9.2 | W | 2 | nub. | |
| | Castellón | 764.5 | +0.1 | 11.6 | W | 1 | A ^o | Uana | 19 | 8 | 761.1 | 18.0 | W | 2 | nub. | |
| | Valencia | 768.5 | | 10.2 | WSW | 1 | nub. | | 12 | 9 | 758.6 | 17.2 | WNW | 2 | c. nub. | |
| Región del SE IX | Albacete | 769.6 | +1.4 | 2.6 | W | 1 | c. nub. | | 15 | 7 | 760.3 | 29.5 | W | 6 | c. nub. | |
| | Alicante | 762.8 | +1.6 | 13 | N | 0 | nub. | M ^a g ^{ra} | 16 | 10 | 759.0 | 1.6 | SSW | 1 | nub. | |
| | Murcia | 768.5 | | 10.4 | SW | 1 | nub. | | 20 | 9 | 759.6 | 14.2 | SW | 4 | nub. | |
| Cuenca del Guadalquivir X | Sevilla | 768.6 | | 12.8 | SE | 1 | nub. | | 16 | 14 | 763.7 | 14.0 | SW | 3 | nub. | |
| | Córdoba | 768.9 | 14 | 11.0 | S | 1 | nub. | | 10 | 13 | 763.2 | 12.8 | SW | 3 | nub. | |
| | Jaén | 769.9 | | 10.4 | NNE | 0 | nub. | | 10 | 14 | 762.3 | 12.8 | SSW | 6 | nub. | |
| | Granada | 770.8 | +0.6 | 10.0 | E | 0 | nub. | | 5 | 12 | 763.2 | 10.4 | SW | 1 | clear | |
| Costa del Sur XI | Huelva | 767.2 | | 12.7 | SE | 2 | nub. | M ^a g ^{ra} | 11 | 15 | 763.4 | 13.8 | W | 2 | nub. | |
| | San Fernando | | | | | | | | | | | | | | | |
| | Tarifa | 768.2 | +1.3 | 12.7 | SW | 4 | nub. | Bris ^a | 14 | 13 | 764.2 | 12.8 | SSW | 6 | nub. | |
| | Málaga | 770.1 | 0.0 | 14 | N | 0 | nub. | M ^a Ua | Temp | 16 | 12 | 765.6 | 15.5 | S | 3 | nub. |
| Almería | 768.4 | | 12.6 | N | 1 | c. d. | | 16 | 12 | 762.0 | 15.0 | SW | 7 | nub. | | |
| Canarias XII | Palma | 766.4 | +1.8 | 13 | W | 2 | c. d. | M ^a g ^{ra} | 16 | 12 | 761.6 | 15 | SW | 6 | c. nub. | |
| | Mahón | 766.9 | +2.3 | 12 | W | 1 | nub. | | 16 | 11 | 757.0 | 14 | SW | 6 | c. nub. | |
| Africa | Sta Cruz de Ten ^e | | | | | | | | | | | | | | | |
| | Laguna | 768.2 | 1.0 | 12.3 | SSW | 3 | c. d. | | 16 | 0 | 762.8 | 13.6 | SE | 1 | A ^o | |
| | Tetuan | | | | | | | | | | | | | | | |
| | Melilla | | | | | | | | | | | | | | | |
| | Larache | | | | | | | | | | | | | | | |

— Noticias —