

DIRECCIÓN GENERAL DEL INSTITUTO GEOGRÁFICO Y ESTADÍSTICO

AÑO XXII

BOLETÍN

1914

Núm. 172

DEL

29 de Septiembre.

OBSERVATORIO CENTRAL METEOROLÓGICO

Observaciones del Extranjero

| Observaciones de la mañana a las 7 ^h | | | | | | | | Id. en las 24 horas | | | Id. de la vispera por la tarde | | | | |
|---|-------------------------|----------------------|-------------|-----------|-----------------|------------------|----------------|---------------------|---------------------------|-------------------|--------------------------------|-------------|-----------|-----------------|------------------|
| Estaciones | Barómetro | | Temperatura | Viento | | Estado del cielo | Estado del mar | Lluvia ó nieve | Temp. extr. ^{as} | | Barom. a 0° y al nivel del mar | Temperatura | Viento | | Estado del cielo |
| | a 0° y al nivel del mar | Variación en 3 horas | | Dirección | F ^{va} | | | | Max. ^a | Min. ^a | | | Dirección | F ^{va} | |
| Escandinavia | Bodo | 754.5 | +1.6 | 5 | ub. | 1 | ub. | Niza ^a | 8 | 4 | 748.8 | 6 | ub. | 5 | ub. |
| | Cristiansund | 759.3 | +1.1 | 7 | NW | 2 | e. ub. | M ^a | 9 | 5 | 750.7 | 9 | NW | 2 | ub. |
| | Skudesnoes | | | | | | | | | | | | | | |
| Europa Oriental y Central | Riga | | | | | | | | | | | | | | |
| | Moscou | | | | | | | | | | | | | | |
| | Nicolaiew | | | | | | | | | | | | | | |
| | Feldkirch | | | | | | | | | | | | | | |
| | Czernowitz | | | | | | | | | | | | | | |
| | Cracovia | | | | | | | | | | | | | | |
| | Pola | | | | | | | | | | | | | | |
| | Viena | | | | | | | | | | | | | | |
| Berlin | | | | | | | | | | | | | | | |
| Berna | | | | | | | | | | | | | | | |
| Islas Británicas | Stornoway | | | | | | | | | | | | | | |
| | Shields | | | | | | | | | | | | | | |
| | Valentia | | | | | | | | | | | | | | |
| Francia | Gris Nez | 768.4 | +1.4 | 11.4 | N | 6 | Nub. | Niza | 18 | 11 | 764.1 | 16.0 | W | 5 | ub. |
| | St. Mathieu | 771.4 | +0.4 | 12.0 | N | 2 | e. ub. | Niza | 22 | 12 | 770.5 | 12.8 | NW | 4 | ub. |
| | Isla de Aix | 768.6 | 0.0 | 15.1 | NW | 4 | ub. | Clava | 22 | 12 | 768.3 | 19.7 | WNW | 3 | ub. |
| | Biarritz | 767.9 | +0.1 | 16.0 | NW | 2 | ub. | Rivada | 24 | 16 | 768.3 | 20.0 | NW | 1 | ub. |
| | Paris | 768.4 | +1.6 | 11 | NW | 2 | e. ub. | | 17 | 7 | 765.9 | 14 | NW | 2 | ub. |
| | Clermont | 766.8 | +0.4 | 22 | NW | 2 | ub. | | 22 | 11 | 766.3 | 16 | N | 2 | ub. |
| | Perpiñán | 762.5 | -0.5 | 20 | NW | 5 | ub. | | 28 | 19 | 764.1 | 23 | NW | 3 | ub. |
| | Cabo Sicié | 754.3 | -1.6 | 15.0 | W | 8 | ub. | Guessa | 21 | 12 | 761.6 | 17.2 | W | 2 | bruma |
| Niza | 755.2 | -0.9 | 12.6 | ub. | 1 | e. ub. | Rivad. | 22 | 12 | 762.0 | 15.1 | ub. | 0 | e. ub. | |
| Italia | Liorna | | | | | | | | | | | | | | |
| | Roma | | | | | | | | | | | | | | |
| | Cagliari | | | | | | | | | | | | | | |
| | Palermo | | | | | | | | | | | | | | |
| Portugal | Porto | 766.2 | -0.1 | 19.9 | W | 3 | ub. | Rla. | 29 | 13 | 766.7 | 19.7 | W | 3 | ub. |
| | Lisboa | 764.2 | 0.0 | 19 | NW | 2 | ub. | Rivada | 28 | 19 | 765.0 | 24 | NW | 4 | ub. |
| | Lagos | 764.3 | 0.0 | 20 | ub. | 0 | ub. | Rla. | 27 | 15 | 765.2 | 24 | W | 2 | ub. |
| | Horta | 762.9 | +0.1 | 19.9 | WNW | 2 | e. ub. | Rivada | 24 | 19 | 762.3 | 20.1 | W | 2 | e. ub. |
| | Flores | 763.3 | +0.5 | 20.2 | W | 1 | cc | Rla. | 22 | 18 | 762.4 | 20.3 | W | 2 | ub. |
| | Punta Delgada | 763.6 | -0.1 | 20.2 | ub. | 0 | cc | Rla. | 23 | 19 | 762.2 | 20.4 | ub. | 0 | cc |
| | Funchal | 764.6 | +0.1 | 19 | NW | 2 | ub. | Rivada | 25 | 12 | 765.5 | 24 | W | 1 | ub. |
| Marruecos y Argelia | Tanger | 764.3 | | 19.6 | WNW | 2 | ub. | | 25 | 16 | 764.7 | 24.8 | NW | 2 | ub. |
| | Oran | 761.7 | | 18.2 | WNW | 1 | ub. | Rla. | 21 | 17 | 763.6 | 20.7 | N | 4 | ub. |
| | Laghouat | 765.4 | | 9.0 | NW | 1 | ub. | | 28 | 15 | 763.1 | 23.0 | W | 1 | ub. |
| | Argel | 762.8 | +0.4 | 17.2 | N | 1 | cc | | | | 765.2 | | WNW | 2 | ub. |
| | Cap de Garde | 762.3 | | 22.6 | W | 4 | ub. | Rivada | (2) | (2) | 765.3 | 19.4 | NW | 2 | ub. |
| | Tunex | | | | | | | | | | | | | | |
| Biskra | 762.9 | | 18 | WNW | 1 | ub. | | | | 754.8 | 22.0 | W | 1 | ub. | |

Radiogramas

Precios de suscripción

Un año...18...pesetas. Un semestre...9...pesetas.

Administrador { Habilitado del material de la Dirección general del Instituto Geográfico y Estadístico. Madrid

Dirección: Adresse: Address:

Señor
Jefe del Observatorio Central Meteorológico
Parque del Retiro

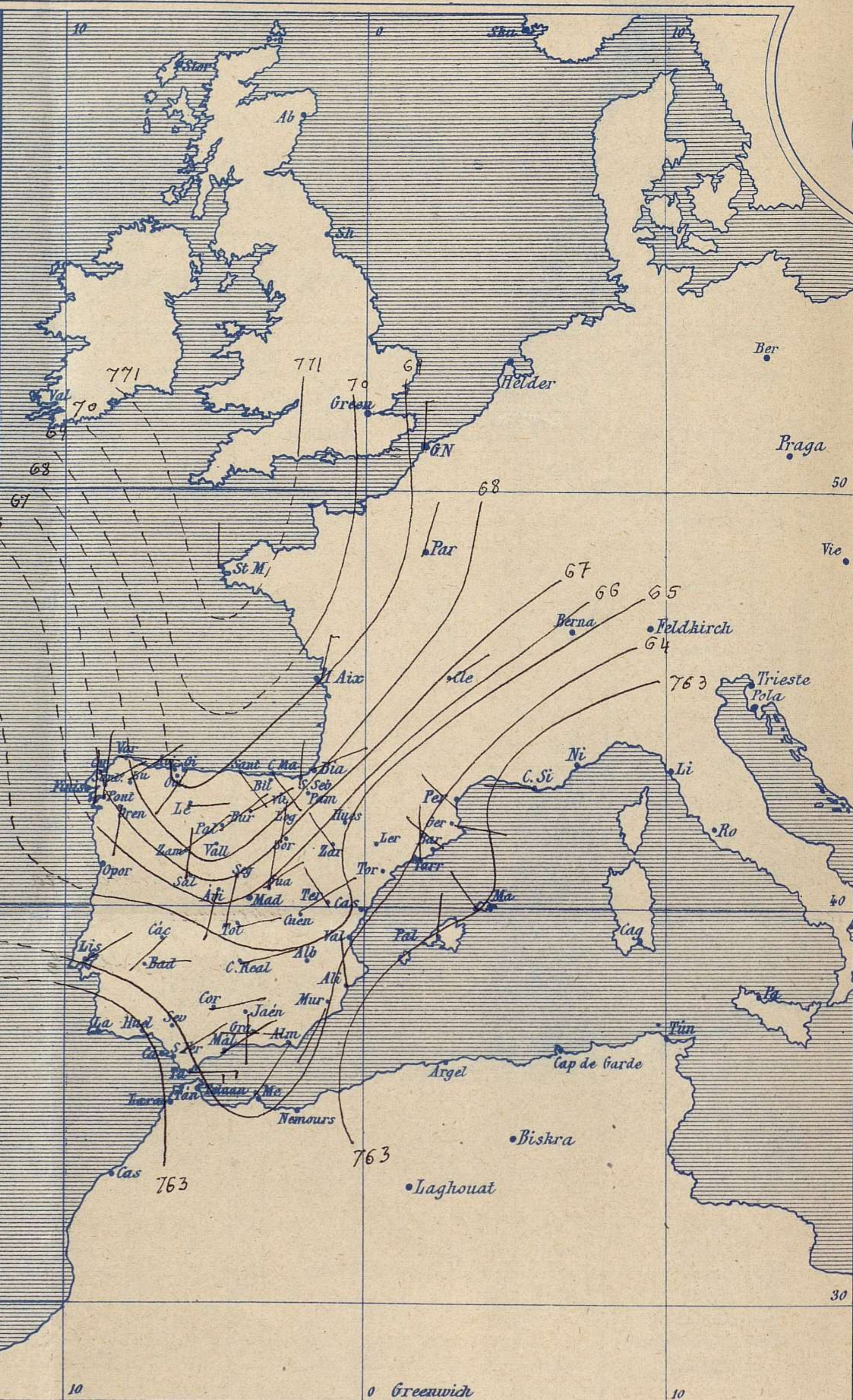
Madrid. (ESPAÑA)

Apartado n.º 285.



Signos convencionales

| Fuerza del viento | Cielo | Mar |
|---------------------------|-------------|-------------------|
| 0 Calma | ○ Despejado | { Llana |
| 1 Ventolina | ○ Con nubes | { Rizada |
| 2 Muy flojo | ⊖ Bruma | { Marejada |
| 3 Flojo | ⊗ Niebla | { Picada |
| 4 Bonancible (Moderado) | ⊛ Nieve | { Marejada gruesa |
| 5 Fresquito (Algo fuerte) | ● Lluvia | { Gruesa |
| 6 Fresco (Fuerte) | ⚡ Tormenta | { Muy gruesa |
| 7 Duro | | { Arbolada |
| 8 Muy duro | | { Muy arbolada |
| 9 Temporal | | |



Presión atmosférica y vientos



Estado general

Parece que se aproxima a las costas portuguesas una pequeña perturbación atmosférica, poco definida aún. En el Estrecho de Gibraltar y costas adyacentes persiste el Levante moderado o fuerte, levantando marejada. El tiempo se mantiene bueno para España, con cielo claro, vientos flojos del primer cuadrante por regla general y temperatura suave: la máxima de ayer fue de 34 grados en Orense y la mínima de hoy ha sido de 5 grados en Lugo y Leon.

Las presiones elevadas aparecen sobre el Canal de la Mancha y las Islas Británicas.

Sauco

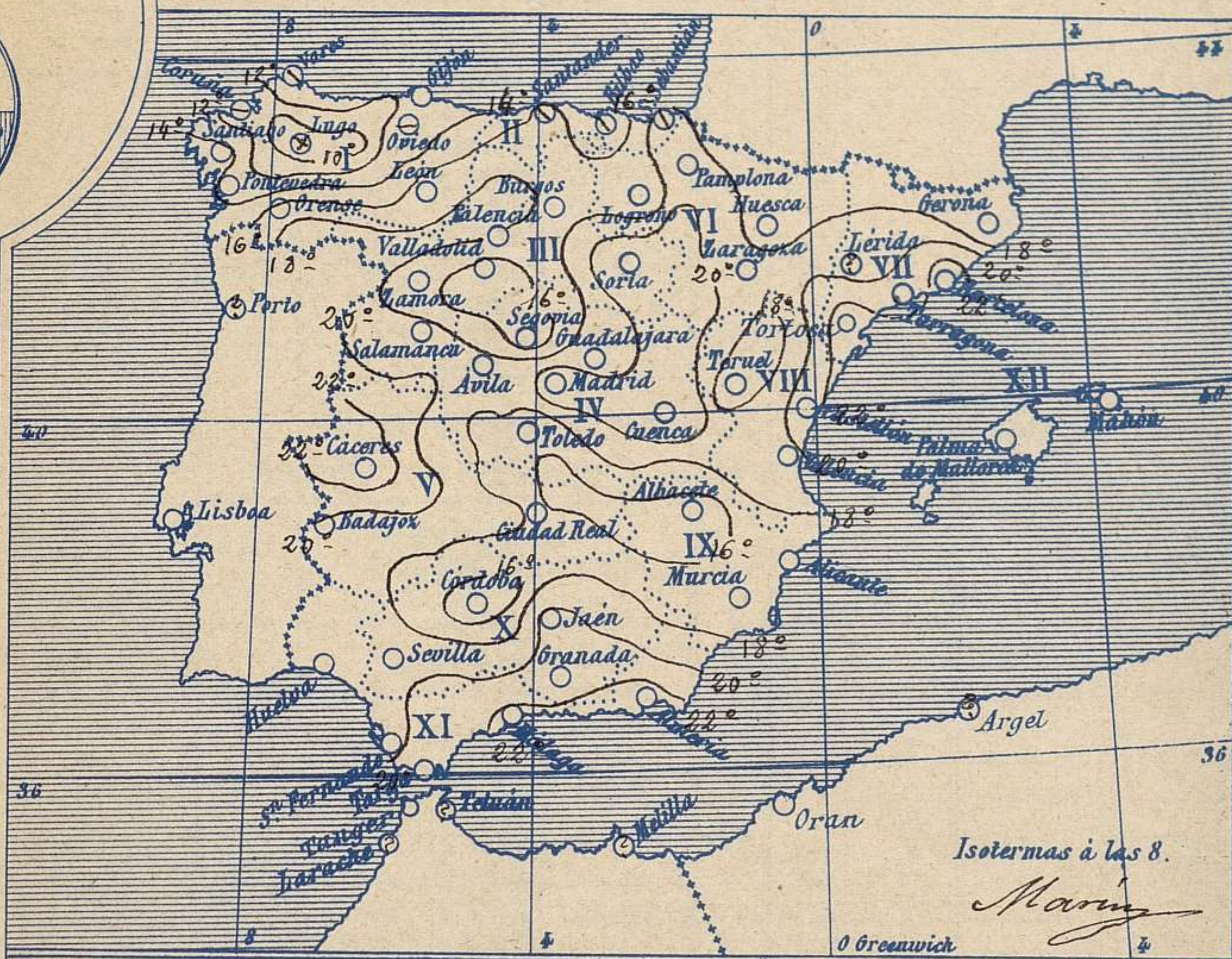
El Director general: Martin Sánchez

El Ingeniero Geógrafo Jefe del Observatorio. J. Galbis



Temperaturas y Lluvias

Tiempo probable



EN LAS REGIONES

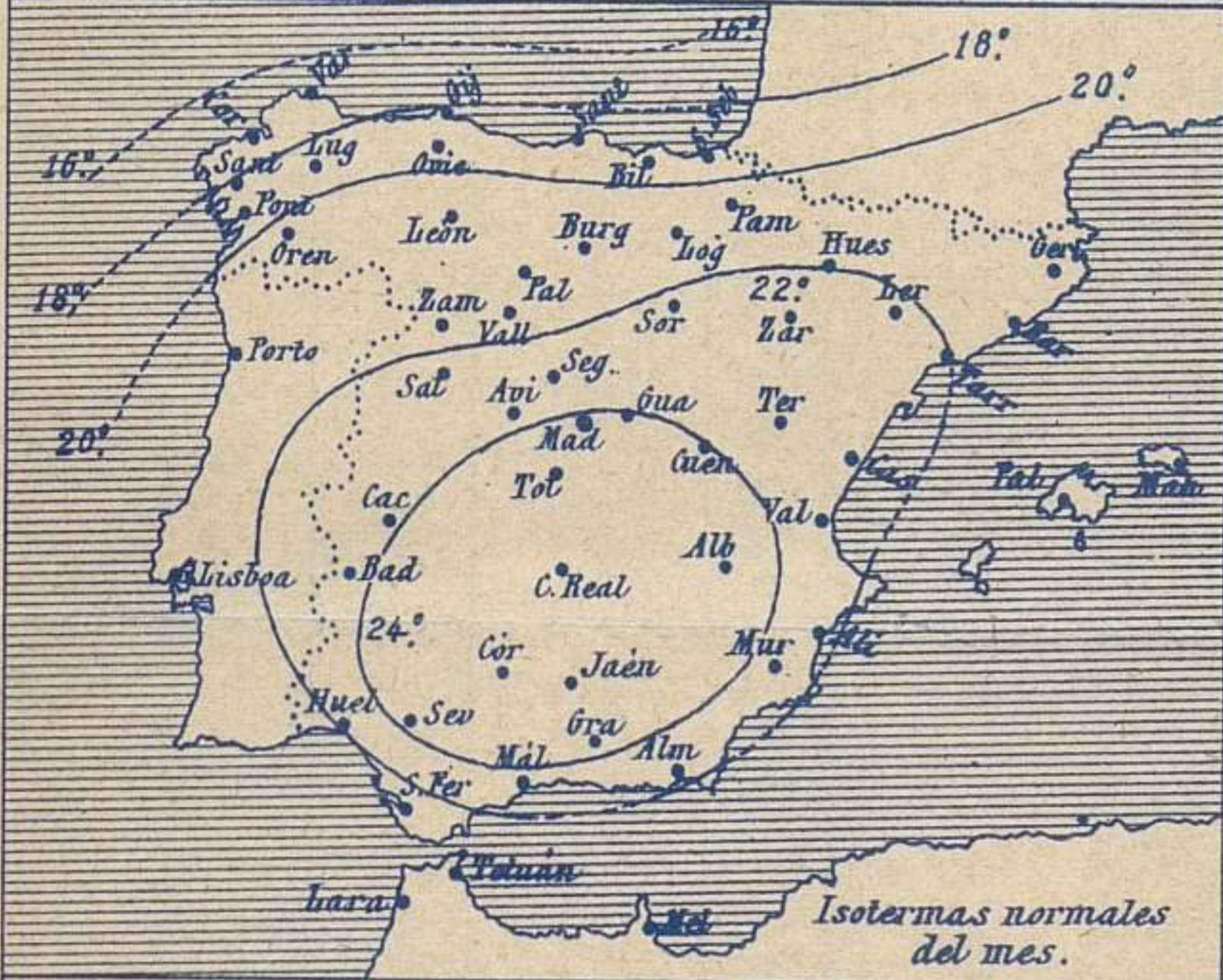
- I
- II
- III
- IV
- V
- VI
- VII
- VIII
- IX
- X
- XI
- XII

Vientos flojos y moderados de la región del Este y buen tiempo.

Vientos moderados de la región del Este y tiempo incierto. Mar.

Vientos flojos y moderados de la región del Norte y buen tiempo.

Los números colocados al lado de ● designan m/m de lluvia recogida.



Telegrama para las Comandancias de Marina depositado a las 12 h. 45 m

Se aproxima una pequeña borrasca al Estrecho de Gibraltar.

Es probable que empeore el tiempo en el Sur de España.

Levante en el Estrecho.

Observaciones de Madrid entre 12^h del día 28 y 12^h del día 29

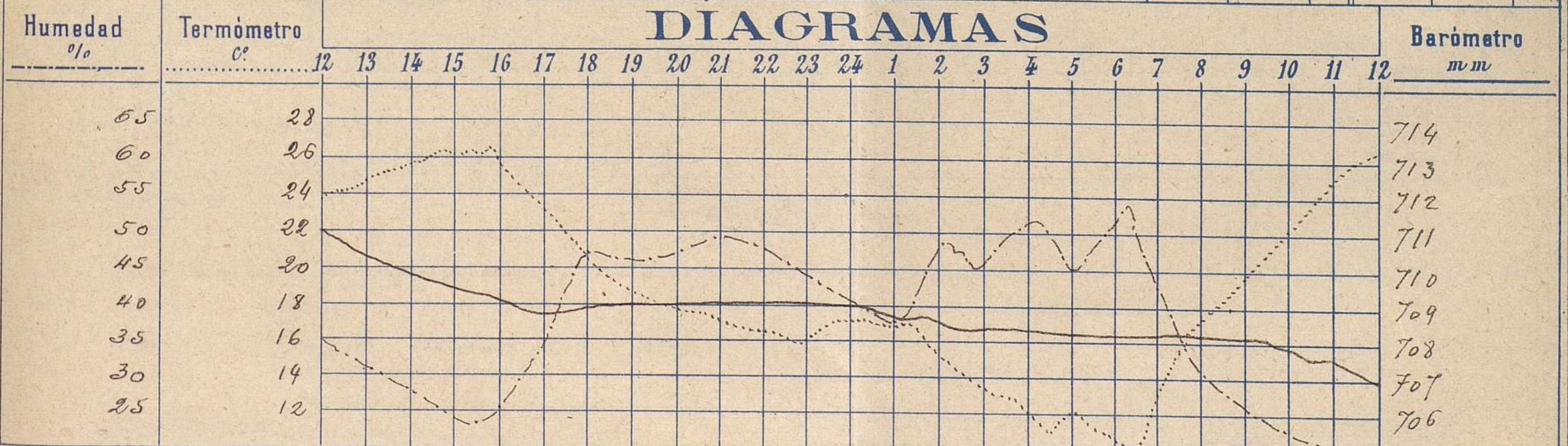
PARQUE DEL RETIRO (Altitud 667 m^s)

Observaciones aerológicas

Hora.....

| Hora | Barómetro m m | Termómetro C° | Humedad o/o | Viento | | Lluvia o Nieve | Estado del Cielo | Notas | Observaciones aerológicas | | |
|------|------------------|------------------|----------------|-----------|-----------------------|-------------------|---------------------|---|---------------------------|-------------------------|-----------------|
| | | | | Dirección | F ^{ra} o a g | | | | Alturas | Dirección del viento | Fuerza 0 a 9 |
| 12 | 711.04 | 23.8 | 35 | Calma | 0 | | D ^o | Temp ^a máx ^a a la sombra 26.7 Tem ^a mín ^a id 10.3 Horas de sol despejado en el día de ayer 10 h. 45 m No se levantó globo | | | |
| 16 | 709.12 | 25.6 | 26 | Fz | 0 | | Fz | | | | |
| 20 | 709.15 | 17.8 | 48 | W. o W. | 1 | | Fz | | | | |
| 24 | 709.10 | 17.5 | 41 | N. | 2 | | Fz | | | | |
| 4 | 708.40 | 12.1 | 52 | Calma | 0 | | Fz | | | | |
| 8 | 708.41 | 17.4 | 32 | N.E. | 3 | | Fz | | | | |
| 12 | 707.17 | 26.7 | 21 | N.E. | 1 | | Fz | | | | |

DIAGRAMAS



Observaciones de España

| Observaciones de la mañana á 8 horas | | | | | | | | | | Id. en las 24 horas | | Id. de la vispera á 16 horas | | | | |
|--------------------------------------|------------------------------|----------------------|-------------|-----------|-------------------|------------------|------------------|-------------------|---------------------------|---------------------|---|------------------------------|-------------------|------------------|------------------|--|
| Estaciones | Barómetro | | Temperatura | Viento | | Estado del cielo | Estado del mar | Lluvia ó nieve | Temp. extr. ^{as} | | Barom. ^o á 0° y al nivel del mar | Temperatura | Viento | | Estado del cielo | |
| | á 0° y al nivel del mar | Variación en 3 horas | | Dirección | F ^{ra} | | | | Max. ^a | Min. ^a | | | Dirección | Fuerza | | |
| Región del N.W. I. | La Coruña | 767.5 | +0.1 | 11 | Cal. ^a | 0 | Oruma | Uana | 21 | 9 | 767.0 | 20 | N | 1 | cl. ^o | |
| | Vares | 767.7 | 0.0 | 15.0 | S | 5 | cl. ^o | Uana | 19 | 15 | 768.5 | 16.2 | S | 4 | cl. ^o | |
| | Avilés | | | | | | | | | | | | | | | |
| | Gijón | 769.0 | +0.4 | 13.3 | S.W | 1 | S ^o | Uana | 20 | 10 | 766.8 | 19.6 | N.W.S | 4 | S ^o | |
| | Oviedo | 768.8 | | 11.8 | S.W | 1 | Oruma | | 22 | 9 | 767.8 | 21.4 | N.S | 1 | S ^o | |
| | Finisterre | 765.5 | 0.0 | 24.4 | N.S | 2 | Oruma | Uana | 23 | 24 | 766.5 | 22.8 | N.W | 2 | Oruma | |
| | Santiago | 767.5 | -0.3 | 12.3 | N | 2 | S ^o | | 20 | 10 | 766.8 | 21.9 | N | 2 | S ^o | |
| | Pontevedra | 766.1 | +0.1 | 12.4 | N | 2 | S ^o | | 22 | 10 | 766.5 | 22.1 | S.W | 1 | S ^o | |
| | Lugo | 768.4 | | 6.5 | N.S | 0 | Uana | | 27 | 5 | 767.7 | 25.0 | N | 2 | S ^o | |
| Orense | 766.3 | +2.0 | 18.5 | S | 0 | S ^o | | 24 | 11 | 765.0 | 28.5 | S.W | 0 | S ^o | | |
| León | 768.4 | | 12.0 | S | 0 | S ^o | | 21 | 5 | 766.6 | 16.5 | S.S | 0 | S ^o | | |
| Región Cantábrica II | Santander | 768.0 | +0.2 | 16.0 | S.S | 1 | Uana | Uana | 22 | 14 | 767.7 | 19.9 | S.W.S | 1 | S ^o | |
| | Punta Galea | 767.3 | +0.2 | 15.1 | S.S | 1 | cl. ^o | Uana | 20 | 12 | 767.0 | 20.5 | N.W.W | 2 | S ^o | |
| | Bilbao | 769.0 | 0.0 | 14 | S.S | 1 | cl. ^o | | 20 | 12 | 768.2 | 2.7 | N.W | 7 | cl. ^o | |
| | Cabo Machichaco | | | | | | | | | | | | | | | |
| San Sebastián | 768.2 | +0.2 | 12.4 | N | 2 | cl. ^o | Uana | 22 | 12 | 768.7 | 21.6 | N | 1 | S ^o | | |
| Región Duero III | Zamora | 769.3 | +1.0 | 13.0 | N.S | 1 | S ^o | | 27 | 8 | 769.4 | 25.4 | N.S | 1 | S ^o | |
| | Palencia | 767.5 | 0.0 | 12.0 | N.S | 0 | S ^o | | 28 | 9 | 764.4 | 27.0 | N.S | 1 | S ^o | |
| | Burgos | 768.1 | 0.0 | 13.0 | N.S | 0 | S ^o | | 25 | 9 | 764.2 | 24.0 | S.W.S | 0 | S ^o | |
| | Soria | 764.9 | 0.0 | 17.8 | N | 4 | S ^o | | 27 | 11 | 765.2 | 25.6 | N | 0 | S ^o | |
| | Valladolid | 768.4 | 0.0 | 11.6 | N.S | 1 | S ^o | | 28 | 10 | 765.2 | 27.4 | N.S | 1 | S ^o | |
| | Salamanca | 768.2 | +0.4 | 14.0 | N | 1 | S ^o | | 26 | 27 | 764.2 | 25.8 | N | 1 | S ^o | |
| Región Central IV | Ávila | 760.2 | | 12.6 | S | 0 | S ^o | | 24 | 9 | 763.8 | 23.8 | N.W | 4 | S ^o | |
| | Segovia | | 0.0 | 10.0 | S | 0 | S ^o | | 26 | 6 | 764.2 | 21.4 | N.W | 2 | S ^o | |
| | Madrid | 765.2 | 0.0 | 17.4 | N.S | 2 | S ^o | | 26.6 | 10.2 | 764.6 | 25.5 | Cal. ^a | 0 | S ^o | |
| | Toledo | 766.2 | +0.1 | 13.0 | N | 2 | S ^o | | 28 | 12 | 764.6 | 26.8 | N.S | 1 | S ^o | |
| | Guadalajara | 765.2 | +0.2 | 15.0 | N | 0 | S ^o | | 28 | 11 | 763.4 | 27.4 | N.W | 1 | S ^o | |
| Cuenca | 764.9 | +5.2 | 17.0 | N.S | 0 | S ^o | | 27 | 25 | 765.1 | 26.0 | S | 0 | S ^o | | |
| Extrem. ^a Mancha V | Cáceres | 764.1 | | 22.2 | S.W | 0 | S ^o | | 31 | 17 | 764.5 | 22.8 | N.S | 4 | S ^o | |
| | Badajoz | 764.9 | +0.2 | 18.6 | S | 0 | S ^o | | 31 | 16 | 764.5 | 20.4 | S | 1 | S ^o | |
| | Ciudad Real | 764.4 | 0.0 | 15.1 | S | 1 | S ^o | | 28 | 8 | 765.3 | 26.0 | S | 4 | S ^o | |
| Alto Ebro VI | Logroño | 768.1 | | 14.5 | W | 0 | S ^o | | 28 | 11 | 766.3 | 27.4 | N.W.S | 0 | S ^o | |
| | Pamplona | 768.2 | 0.0 | 16.0 | N.W | 0 | S ^o | | 26 | 11 | 762.2 | 26.0 | N | 0 | S ^o | |
| | Huesca | 763.6 | 0.0 | 14.0 | N.W | 0 | S ^o | | 29.0 | 10.0 | 765.2 | 26.6 | N.W | 1 | S ^o | |
| | Zaragoza | 764.7 | 0.0 | 17.4 | N.W | 4 | S ^o | | 27 | 15 | 765.2 | 25.2 | N.W | 1 | S ^o | |
| Cataluña VII | Lérida | | | | | | | | | | | | | | | |
| | Gerona | 762.5 | 0.0 | 16.4 | S.S | 1 | S ^o | | 31 | 10 | 764.0 | 28.4 | S.W | 1 | S ^o | |
| | Barcelona | 762.6 | -0.2 | 23 | N.W | 2 | cl. ^o | Uana | 29 | 19 | 763.8 | 26 | S.W | 6 | cl. ^o | |
| | Tarragona | 763.4 | | 20.7 | N.W | 0 | cl. ^o | Uana | 29 | 14 | 765.2 | 25.0 | S.W | 2 | cl. ^o | |
| Tortosa | 762.2 | -0.2 | 24.6 | N.W | 4 | S ^o | | 30 | 16 | 764.9 | 28.8 | S.S | 2 | cl. ^o | | |
| Levante VIII | Teruel | 767.2 | | 11.7 | N.W | 0 | S ^o | | 26 | 6 | 766.1 | 25.6 | S | 0 | S ^o | |
| | Castellón | 760.4 | -0.2 | 22.0 | W | 1 | S ^o | Rizada | 28 | 17 | 763.1 | 26.0 | N.W | 1 | S ^o | |
| | Valencia | 763.2 | 0.0 | 19.4 | N.W | 0 | S ^o | | 26 | 14 | 765.1 | 24.8 | S.S | 1 | S ^o | |
| Región Guadalq. X del SE IX | Albacete | 766.6 | 0.0 | 11.5 | S | 1 | S ^o | | 27 | 6 | 764.4 | 25.6 | S | 2 | S ^o | |
| | Alicante | 763.2 | -0.2 | 17 | N.W | 0 | S ^o | Cal. ^a | 28 | 12 | 765.9 | 22 | S | 0 | S ^o | |
| | Murcia | 764.2 | | 16.8 | S.W | 1 | S ^o | | 23 | 10 | 765.7 | 26.4 | N.S | 2 | S ^o | |
| Cuenca del Guadalq. X del SE IX | Sevilla | | | | | | | | | | | | | | | |
| | Córdoba | 764.2 | | 18.8 | N | 2 | S ^o | | 21 | 17 | 764.1 | 22.8 | S | 2 | S ^o | |
| | Jaén | 764.7 | 0.0 | 14.8 | S | 1 | S ^o | | 20 | 12 | 764.0 | 29.8 | S.S | 1 | S ^o | |
| | Granada | 765.0 | | 18.2 | S.S | 0 | S ^o | | 28 | 16 | 764.0 | 26.8 | N.S | 2 | S ^o | |
| | Oranada | 764.2 | -0.2 | 16.2 | W | 1 | S ^o | | 28 | 12 | 764.2 | 27.6 | S.W | 1 | S ^o | |
| Costa del Sur XI | Huelva | 764.2 | | 19.2 | N.W | 0 | S ^o | Rizada | 22 | 22 | 764.1 | 26.8 | W | 2 | S ^o | |
| | San Fernando | 764.1 | -0.2 | 19 | N.S | 1 | S ^o | Rizada | 28 | 17 | 764.7 | 2.5 | S | 4 | S ^o | |
| | Tarifa | 762.5 | -0.4 | 20.2 | S | 7 | S ^o | Uana | 23 | 19 | 762.9 | 21.8 | S | 6 | S ^o | |
| | Málaga | 764.9 | +0.3 | 22 | N.S | 0 | S ^o | Uana | 24 | 18 | 766.6 | 2.4 | S.S | 2 | cl. ^o | |
| | Almería | 764.2 | | 22.4 | S.W | 1 | S ^o | Uana | 26 | 20 | 765.1 | 27.2 | S.S | 2 | S ^o | |
| Cana-Baleares XII | Palma | 763.4 | -1.2 | 21 | N | 1 | cl. ^o | Uana | 29 | 17 | 764.4 | 28 | N | 4 | S ^o | |
| | Mahón | 762.2 | 0.0 | 14 | N.W | 2 | cl. ^o | | 28 | 17 | 765.0 | 26 | S.W | 2 | S ^o | |
| Cana-Baleares XII | Sta Cruz de Ten ^o | 765.0 | +1.0 | 22.8 | N.W.S | 2 | cl. ^o | Rizada | 25 | 17 | 764.5 | 24.4 | N.S | 2 | cl. ^o | |
| | Laguna | 765.2 | +1.9 | 18.0 | N.S | 2 | cl. ^o | | 26 | 15 | 764.1 | 20.7 | W | 1 | S ^o | |
| Africa | Tetuan | | | | | | | | | | | | | | | |
| | Melilla | | | | | | | | | | | | | | | |
| Larache | 764.5 | | 24.8 | N.W | 2 | S ^o | | 30 | 17 | 763.6 | 29.6 | N.W.E | 2 | W | | |

—Noticias—