

DIRECCIÓN GENERAL DEL INSTITUTO GEOGRÁFICO Y ESTADÍSTICO

AÑO XXV

Núm.º 64

BOLETÍN

DEL

1917

5 de Marzo.

OBSERVATORIO CENTRAL METEOROLÓGICO

Observaciones del Extranjero

| Estaciones | Observaciones de la mañana á las 7 ^h | | | | | | Id. en las 24 horas | | | Id. de la vispera por la tarde | | | | | | |
|---------------------------|---|----------------------|-------------|-----------|-----------------|------------------|---------------------|----------------|---------------------------|--------------------------------|--------------------------------|-------------|-----------|-----------------|------------------|---------|
| | Barómetro | | Temperatura | Viento | | Estado del cielo | Estado del mar | Lluvia ó nieve | Temp. extr. ^{as} | | Barom. á 0° y al nivel del mar | Temperatura | Viento | | Estado del cielo | |
| | á 0° y al nivel del mar | Variación en 3 horas | | Dirección | F ^{va} | | | | Max. ^a | Min. ^a | | | Dirección | F ^{va} | | |
| Escandinavia | Bodo | | | | | | | | | | | | | | | |
| | Cristiansund | | | | | | | | | | | | | | | |
| | Skudesnoes | | | | | | | | | | | | | | | |
| Europa Oriental y Central | Riga | | | | | | | | | | | | | | | |
| | Moscou | | | | | | | | | | | | | | | |
| | Nicolaiew | | | | | | | | | | | | | | | |
| | Feldkirch | | | | | | | | | | | | | | | |
| | Czernovitz | | | | | | | | | | | | | | | |
| | Cracovia | | | | | | | | | | | | | | | |
| | Pola | | | | | | | | | | | | | | | |
| | Viena | | | | | | | | | | | | | | | |
| Berlin | | | | | | | | | | | | | | | | |
| Berna | | | | | | | | | | | | | | | | |
| Islas Británicas | Stornoway | | | | | | | | | | | | | | | |
| | Shields | | | | | | | | | | | | | | | |
| | Valentia | | | | | | | | | | | | | | | |
| Francia | Gris Nez | | | | | | | | | | | | | | | |
| | St. Mathieu | | | | | | | | | | | | | | | |
| | Isla de Aix | | | | | | | | | | | | | | | |
| | Biarritz | | | | | | | | | | | | | | | |
| | Paris | | | | | | | | | | | | | | | |
| | Clermont | | | | | | | | | | | | | | | |
| | Perpiñan | | | | | | | | | | | | | | | |
| Cabo Sicié | | | | | | | | | | | | | | | | |
| Niza | | | | | | | | | | | | | | | | |
| Italia | Liorna | | | | | | | | | | | | | | | |
| | Roma | | | | | | | | | | | | | | | |
| | Cagliari | | | | | | | | | | | | | | | |
| | Palermo | | | | | | | | | | | | | | | |
| Portugal | Porto | 759.7 | +0.4 | 10.9 | W. SW | 4 | c. nub. | W. W. | 14 | 12 | 9 | 759.7 | 9.2 | ? | 4 | c. nub. |
| | Lisboa | 753.1 | -0.5 | 10 | SW | 3 | c. d. | W. y g. n. | 1 | 14 | 9 | 754.3 | 13 | W. SW | 4 | c. nub. |
| | Lagos | 752.4 | -1.6 | 14 | S | 2 | c. nub. | W. n. | 2 | 16 | 11 | 761.0 | 13 | N | 2 | c. nub. |
| | Horta | | | | | | | | | | | | | | | |
| | Flores | | | | | | | | | | | | | | | |
| | Punta Delgada | | | | | | | | | | | | | | | |
| | Funchal | 752.6 | -0.2 | 13 | N. W. | 2 | c. nub. | W. n. | 4 | 17 | 12 | 759.4 | 17 | W | 5 | c. nub. |
| Marruecos y Argelia | Tánger | | | | | | | | | | | | | | | |
| | Orán | | | | | | | | | | | | | | | |
| | Laghounat | | | | | | | | | | | | | | | |
| | Argel | | | | | | | | | | | | | | | |
| | Cap de Garde | | | | | | | | | | | | | | | |
| | Túnez | | | | | | | | | | | | | | | |
| Biskra | | | | | | | | | | | | | | | | |

Radiogramas

Precios de suscripción

España Un año 18 pesetas. Un semestre 9 pesetas
Extranjero Un año 30 pesetas

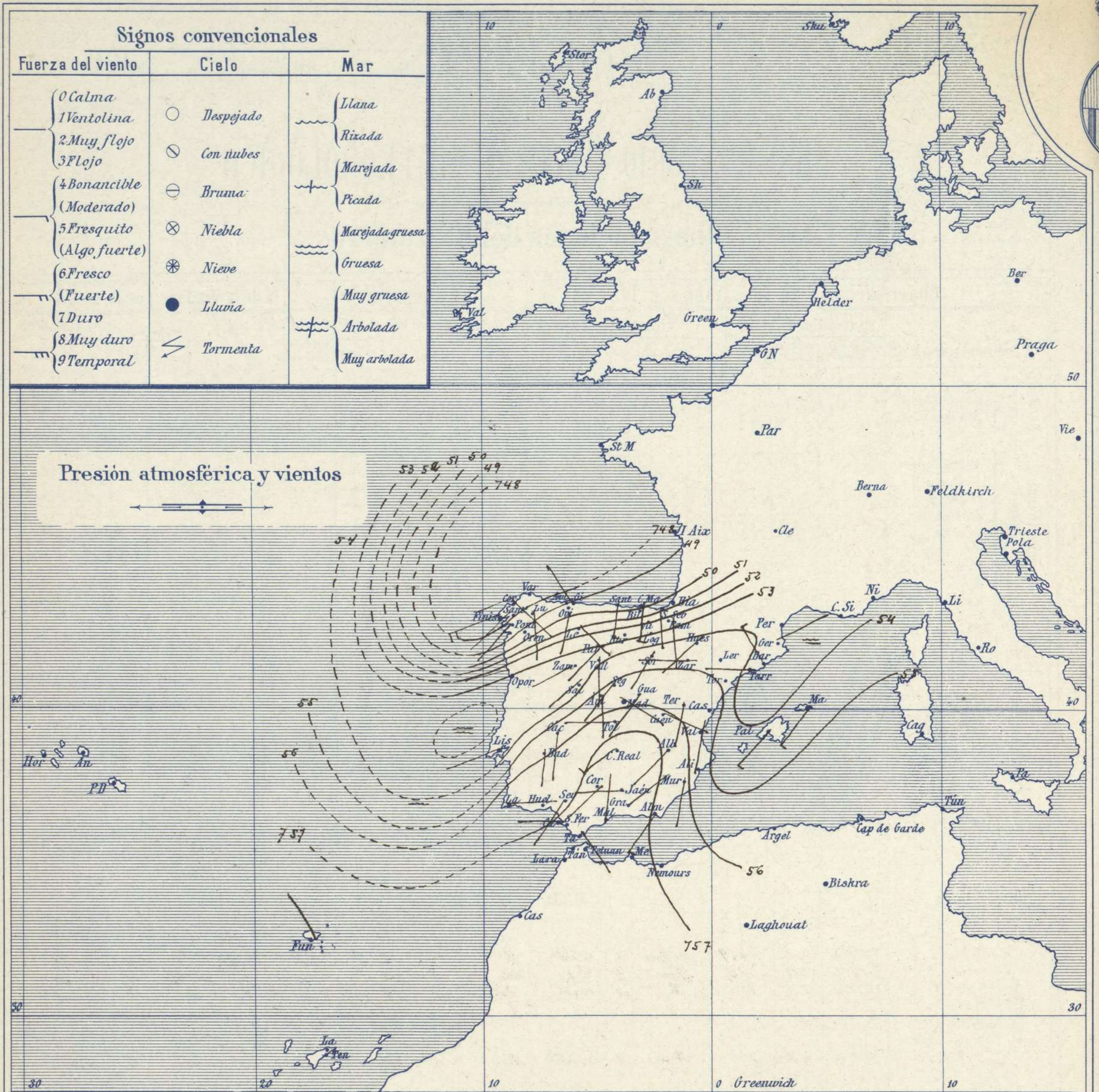
Administrador { Habilitado del material de la Dirección general del
Instituto Geográfico y Estadístico. Madrid

Dirección : Adresse : Address :

Señor
Jefe del Observatorio Central Meteorológico
Parque del Retiro

Madrid. (ESPAÑA)

Apartado n.º 285.



Estado general

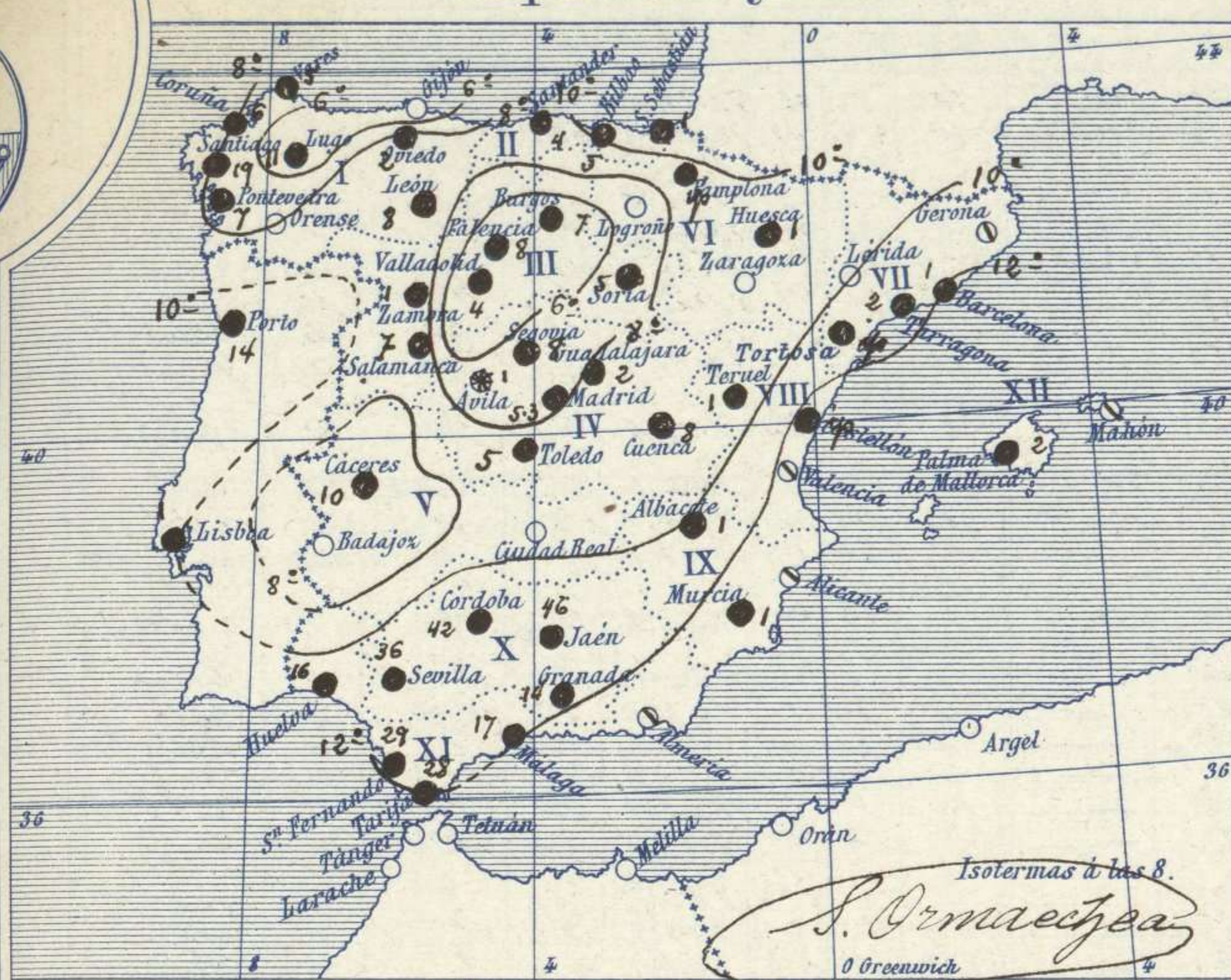
El centro principal de la borrasca se encuentra a la entrada del Canal de la Mancha, al parecer, pues faltan todos los datos del extranjero. Por influjo de esta importante perturbación atmosférica llueve en toda España y muy especialmente sobre Andalucía (Jaén 46 m/m, Córdoba 42 m/m, Sevilla 36 m/m) con vientos de la región del Oeste.

La temperatura es suave: la máxima de ayer fue de 19 grados en Castellón y la mínima de hoy ha sido de 2 grados bajo cero en León.

El mar aparece agitado en las costas gallegas y en las Catalanas.

Serna

Temperaturas y Lluvias



Tiempo probable

EN LAS REGIONES

- I } Vientos moderados y fuertes de la región del Oeste, lluvias y mar.
- II }
- III }
- IV }
- V }
- VI }
- VII } Vientos moderados de la región del Oeste y chubascos.
- VIII }
- IX }
- X }
- XI }
- XII }

Los números colocados al lado de ● designan m/m de lluvia recogida.

Telegrama para las Comandancias de Marina depositado a las 13.h.00.m

Tiende a empeorar el tiempo en las costas del Cantábrico

Para variación del tiempo variante en las demás costas españolas.



Observaciones de Madrid entre 12^h del día 4 y 12^h del día 5

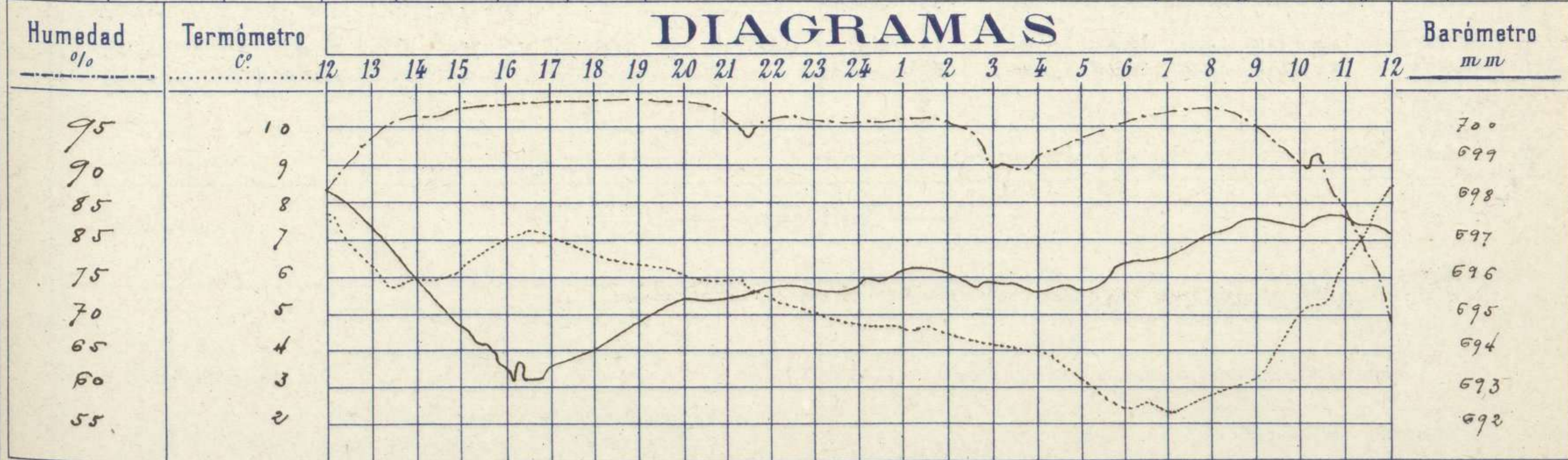
PARQUE DEL RETIRO (Altitud 667 m.)

Observaciones aerológicas

Hora

| Hora | Barómetro m m | Termómetro C° | Humedad o/o | Viento | | Lluvia o Nieve | Estado del Cielo | Notas | Alturas | Dirección del viento | Fuerza 0 a 9 | Alturas | Dirección del viento | Fuerza 0 a 9 |
|------|------------------|------------------|----------------|-----------|-----------------------|----------------------|------------------------|----------------------------------|---------|-------------------------|-----------------|---------|-------------------------|-----------------|
| | | | | Dirección | F ^{xa} 0 a 9 | | | | | | | | | |
| 12 | 698.2 | 7.4 | 87 | SSE | 1 | 0.1 | Emb ^h | Temp. máx. a la sombra 8.5 | | | | | | |
| 16 | 693.3 | 7.0 | 98 | S | 0 | 4.8 | Lluvia | Tem. mínima 2.2 | | | | | | |
| 20 | 695.4 | 6.0 | 98 | S | 0 | 0.3 | Emb ^h | Horas de Sol despejado en el día | | | | | | |
| 24 | 695.9 | 4.7 | 95 | W.S.W | 2 | 0.1 | Id. | de ayer a las 2 mts | | | | | | |
| 4 | 695.6 | 3.9 | 91 | W | 3 | | Id. | | | | | | | |
| 8 | 697.1 | 2.7 | 97 | SE | 0 | | Id. | | | | | | | |
| 12 | 697.0 | 3.5 | 88 | W.S.W | 3 | | Nub ^o | | | | | | | |

DIAGRAMAS



Observaciones de España

| Observaciones de la mañana á 8 horas | | | | | | | | | | Id. en las 24 horas | | | Id. de la vispera á 16 horas | | | | |
|--------------------------------------|-------------------------|----------------------|-------------|-----------|-------------------|------------------|----------------------|-------------------------------|---------------------------|---------------------|---|-------------|------------------------------|--------|------------------|----------------------|--|
| Estaciones | Barómetro | | Temperatura | Viento | | Estado del cielo | Estado del mar | Lluvia ó nieve | Temp. extr. ^{as} | | Barom. ^o á 0° y al nivel del mar | Temperatura | Viento | | Estado del cielo | | |
| | á 0° y al nivel del mar | Variación en 3 horas | | Dirección | F ^{za} | | | | Max. ^a | Min. ^a | | | Dirección | Fuerza | | | |
| Región del N.W. I. | La Coruña | 7.46.5 | -0.6 | 2 | S.E. | 3 | cub. ^o | M ^o g ^o | 6 | 12 | 6 | 7.48.2 | 1.0 | S.W. | 4 | cub. ^o | |
| | Vares | 7.44.7 | -1.0 | 6.5 | S.W. | 5 | c. cub. ^o | G ^o g ^o | 5 | 12 | 2 | 7.46.7 | 2.5 | N.W. | 3 | c. cub. ^o | |
| | Avilés | 7.49.9 | -0.1 | 5.0 | N.W. | 3 | c. d. ^o | — | — | 12 | 2 | 7.50.8 | 12.5 | W | 1 | c. cub. ^o | |
| | Gijón | 7.48.1 | — | 2.4 | S | 1 | S | — | 2 | 12 | 5 | 7.46.0 | 11.4 | S | 1 | c. cub. ^o | |
| | Finisterre | 7.44.1 | -0.2 | 9.4 | S.W. | 7 | cub. ^o | G ^o g ^o | 5.8 | 14 | 10 | 7.48.2 | 12.2 | W | 6 | c. cub. ^o | |
| | Santiago | 7.42.8 | -0.7 | 5.1 | S.W. | 3 | lluv. ^o | — | 19 | 11 | 4 | 7.48.8 | 10.0 | S.W. | 3 | cub. ^o | |
| | Pontevedra | 7.49.2 | -0.5 | 8.0 | S.W. | 5 | cub. ^o | — | 7 | 13 | 6 | 7.49.9 | 11.2 | S.W. | 6 | c. cub. ^o | |
| | Lugo | 7.48.7 | — | 2.4 | S | 6 | cub. ^o | — | 11 | 9 | 1 | 7.48.3 | 8.8 | S.W. | 4 | c. cub. ^o | |
| | Orense | 7.50.5 | — | 2.2 | S.E. | 3 | cub. ^o | — | 8 | 7 | 2 | 7.48.6 | 5.5 | W | 2 | c. cub. ^o | |
| | León | 7.50.5 | — | 2.2 | S.E. | 3 | cub. ^o | — | 8 | 7 | 2 | 7.48.6 | 5.5 | W | 2 | c. cub. ^o | |
| Región Cantábrica II | Santander | 7.48.8 | +0.5 | 9.1 | S | 7 | S | M ^o g ^o | 4 | 14 | 8 | 7.47.6 | 11.2 | N.W. | 3 | cub. ^o | |
| | Punta Galea | 7.46.8 | 0.0 | 9.2 | S | 7 | c. d. ^o | M ^o g ^o | 2 | 14 | 6 | 7.46.5 | 11.6 | N | 5 | cub. ^o | |
| | Bilbao | 7.48.2 | 0.0 | 1.0 | W | 4 | c. d. ^o | — | 5 | 12 | 5 | 7.47.1 | 11.5 | W | 3 | cub. ^o | |
| | Cabo Machichaco | 7.49.8 | -0.2 | 12.2 | S | 6 | S | M ^o g ^o | 1 | 14 | 5 | 7.50.3 | 11.4 | S | 1 | c. cub. ^o | |
| | San Sebastián | 7.49.8 | -0.2 | 12.2 | S | 6 | S | M ^o g ^o | 1 | 14 | 5 | 7.50.3 | 11.4 | S | 1 | c. cub. ^o | |
| Región Duero III | Zamora | 7.52.9 | +1.0 | 4.2 | S.W. | 2 | cub. ^o | — | 1 | 10 | 2 | 7.52.8 | 8.7 | S.W. | 1 | lluv. ^o | |
| | Palencia | 7.52.2 | +1.0 | 2.0 | S.W. | 2 | c. d. ^o | — | 3 | 8 | 1 | 7.48.8 | 8.0 | S.W. | 2 | cub. ^o | |
| | Burgos | 7.51.6 | +1.0 | 1.0 | S.E. | 1 | cub. ^o | — | 7 | 6 | 0 | 7.50.2 | 8.6 | S | 0 | cub. ^o | |
| | Soria | 7.54.3 | 0.0 | 1.2 | S.W. | 3 | S | — | 7 | 7 | 0 | 7.52.2 | 4.2 | S.E. | 5 | lluv. ^o | |
| | Valladolid | 7.54.1 | +0.6 | 1.0 | S | 0 | cub. ^o | — | 4 | 9 | 1 | 7.49.9 | 2.0 | S.W. | 4 | cub. ^o | |
| | Salamanca | 7.51.5 | +0.4 | 4.4 | S.W. | 2 | c. d. ^o | — | 2 | 10 | 0 | 7.49.7 | 9.6 | W | 6 | lluv. ^o | |
| Región Central IV | Ávila | 7.54.5 | — | 0.2 | S.E. | 1 | S | — | 1 | 6 | -1 | 7.51.7 | 4.0 | S | 4 | cub. ^o | |
| | Segovia | 7.54.5 | +0.6 | 2.9 | S.W. | 0 | c. d. ^o | — | 8 | 9 | 0 | 7.51.9 | 8.0 | S | 1 | cub. ^o | |
| | Madrid | 7.56.4 | +1.4 | 2.7 | S.E. | 0 | cub. ^o | — | 5.3 | 7.5 | 2.3 | 7.51.2 | 7.0 | S | 0 | lluv. ^o | |
| | Toledo | 7.51.9 | +0.2 | 5.4 | W | 0 | cub. ^o | — | 5 | 11 | 4 | 7.51.6 | 8.0 | S.W. | 1 | lluv. ^o | |
| | Guadalajara | 7.52.2 | +1.6 | 4.0 | S.W. | 3 | cub. ^o | — | 2 | 8 | 3 | 7.51.9 | 2.0 | S | 2 | lluv. ^o | |
| | Cuenca | 7.52.6 | — | 2.0 | S.E. | 2 | cub. ^o | — | 2 | 7 | 6 | 7.52.3 | 6.1 | S | 2 | lluv. ^o | |
| Extrem. ^a Mancha V | Cáceres | 7.52.5 | — | 4.2 | S.W. | 2 | cub. ^o | — | 1.0 | 11 | 0 | 7.50.7 | 10.0 | S.W. | 3 | c. cub. ^o | |
| | Badajoz | 7.52.1 | -0.5 | 6.6 | S | 1 | S | — | 4 | 12 | 6 | 7.52.4 | 11.6 | W | 1 | cub. ^o | |
| | Ciudad Real | 7.52.7 | +1.0 | 5.5 | S.W. | 4 | cub. ^o | — | 2 | 11 | 4 | 7.54.9 | 11.4 | S.W. | 6 | lluv. ^o | |
| Alto Ebro VI | Logroño | 7.51.4 | — | 6.2 | S.E. | 0 | cub. ^o | — | Sup | 1.0 | 2 | 7.52.0 | 6.6 | S.E. | 1 | lluv. ^o | |
| | Pamplona | 7.51.7 | +0.5 | 6.4 | S.W. | 0 | cub. ^o | — | 1 | 7 | 2 | 7.54.0 | 6.8 | N.E. | 1 | lluv. ^o | |
| | Zaragoza | 7.52.6 | 0.0 | 10.2 | W | 1 | cub. ^o | — | Sup | 1.2 | 7 | 7.52.4 | 11.2 | S.E. | 1 | c. cub. ^o | |
| Cataluña VII | Lérida | 7.51.6 | +2.0 | 10.0 | N.E. | 2 | c. cub. ^o | — | — | 1.5 | 9 | 7.51.9 | 14.6 | S.W. | 3 | cub. ^o | |
| | Gerona | 7.52.7 | +0.5 | 12 | N.W. | 4 | c. cub. ^o | M ^o g ^o | 1 | 16 | 7 | 7.54.2 | 1.2 | N.W. | 4 | cub. ^o | |
| | Barcelona | 7.52.9 | — | 11.4 | W | 2 | c. cub. ^o | M ^o g ^o | 2 | 13 | 8 | 7.54.7 | 12.7 | S.E. | 2 | cub. ^o | |
| | Tarragona | 7.52.8 | +1.2 | 9.2 | Cal. ^a | 0 | c. cub. ^o | — | Sup | 1.7 | 7 | 7.53.7 | 14.4 | S.E. | 3 | cub. ^o | |
| Levante VIII | Teruel | 7.52.0 | — | 2.2 | S | 0 | c. cub. ^o | — | 1 | 7 | 2 | 7.54.8 | 6.9 | S | 1 | c. cub. ^o | |
| | Castellón | 7.52.5 | +0.9 | 12.4 | W | 2 | cub. ^o | M ^o g ^o | Sup | 1.9 | 8 | 7.54.8 | 15.4 | S.W. | 1 | c. cub. ^o | |
| | Valencia | 7.52.2 | — | 12.4 | N.W. | 1 | cub. ^o | — | — | 1.6 | 10 | 7.56.5 | 14.6 | N.W. | 1 | cub. ^o | |
| Región del Guadalq. X del SE IX | Albacete | 7.56.6 | +0.2 | 6.2 | S.W. | 2 | cub. ^o | — | 1 | 12 | 5 | 7.54.2 | 12.2 | W | 2 | cub. ^o | |
| | Alicante | 7.52.2 | +0.2 | 12 | N | 0 | cub. ^o | lluv. ^o | — | 1.2 | 11 | 7.55.4 | 1.4 | S.E. | 6 | c. d. ^o | |
| | Murcia | 7.56.1 | — | 12.2 | S | 0 | cub. ^o | — | 1 | 18 | 10 | 7.54.7 | 13.0 | S | 4 | cub. ^o | |
| Cuenca del Guadalq. X del SE IX | Sevilla | 7.56.2 | — | 10.2 | S.W. | 2 | cub. ^o | — | 2.6 | 16 | 9 | 7.55.7 | 12.4 | S.W. | 5 | lluv. ^o | |
| | Córdoba | 7.57.1 | +1.0 | 9.6 | S.W. | 1 | cub. ^o | — | 4.2 | 14 | 7 | 7.55.6 | 11.2 | W | 4 | lluv. ^o | |
| | Jaén | 7.57.7 | — | 8.2 | W | 0 | c. cub. ^o | — | 4.6 | | | | | | | | |