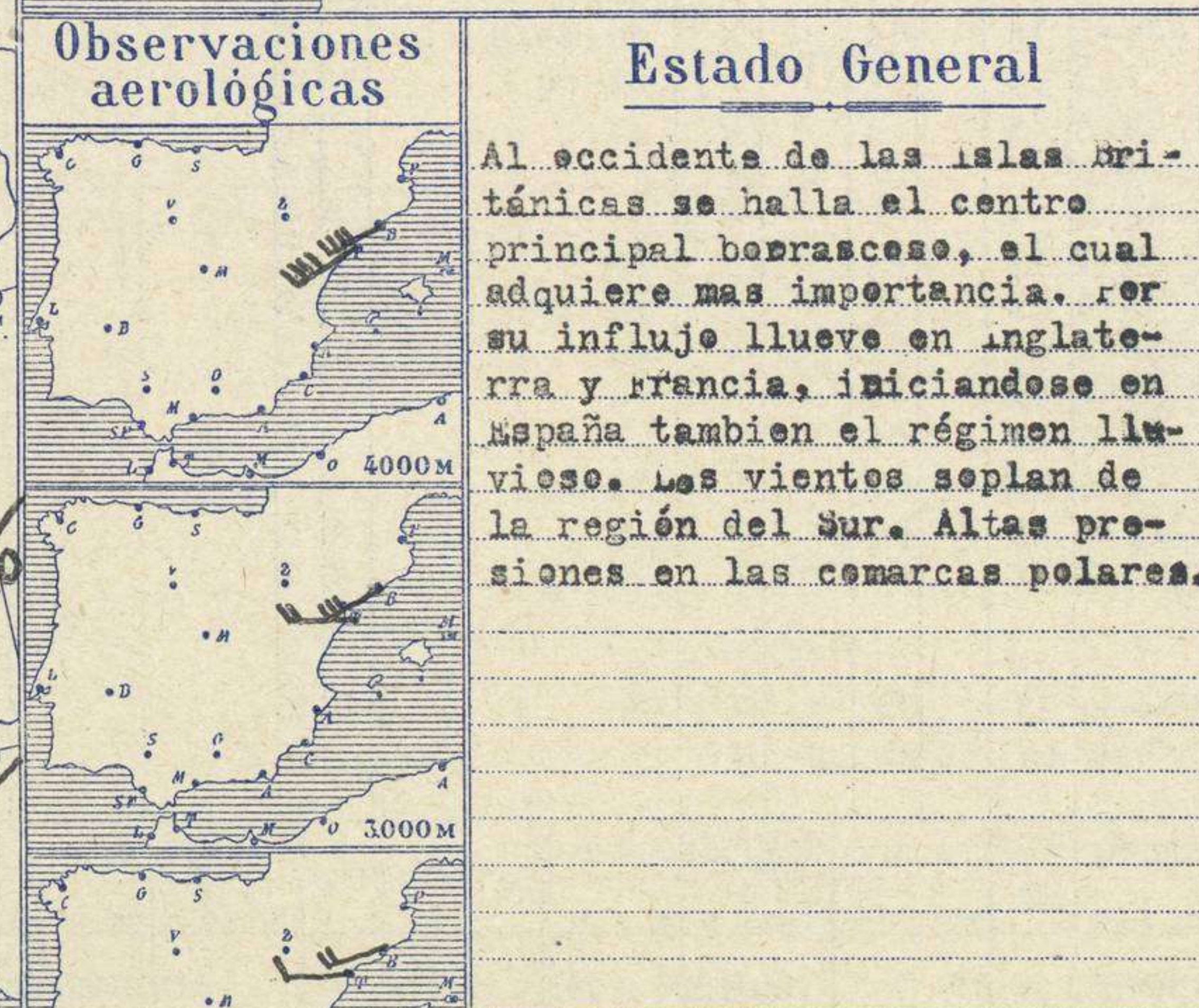
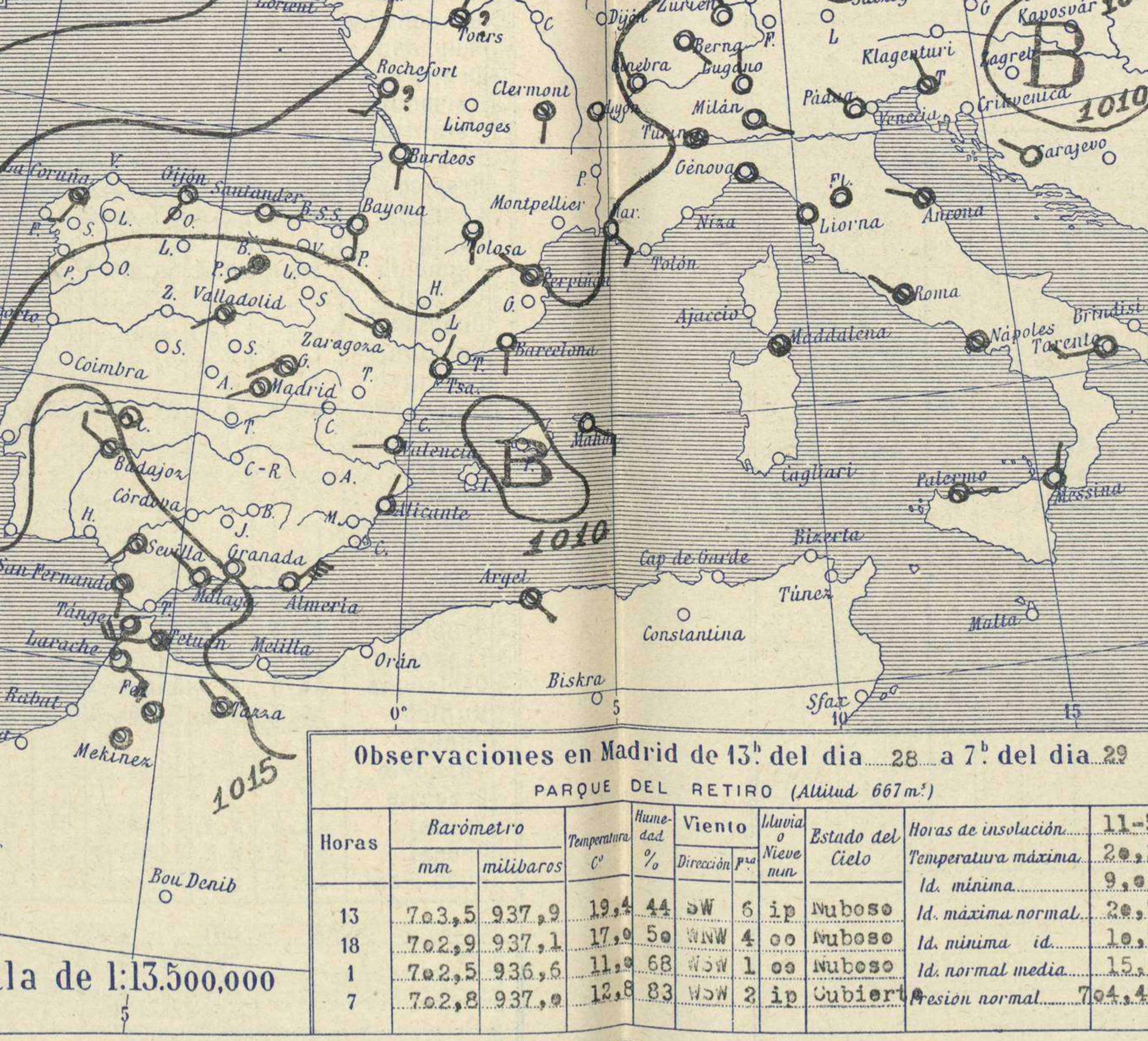
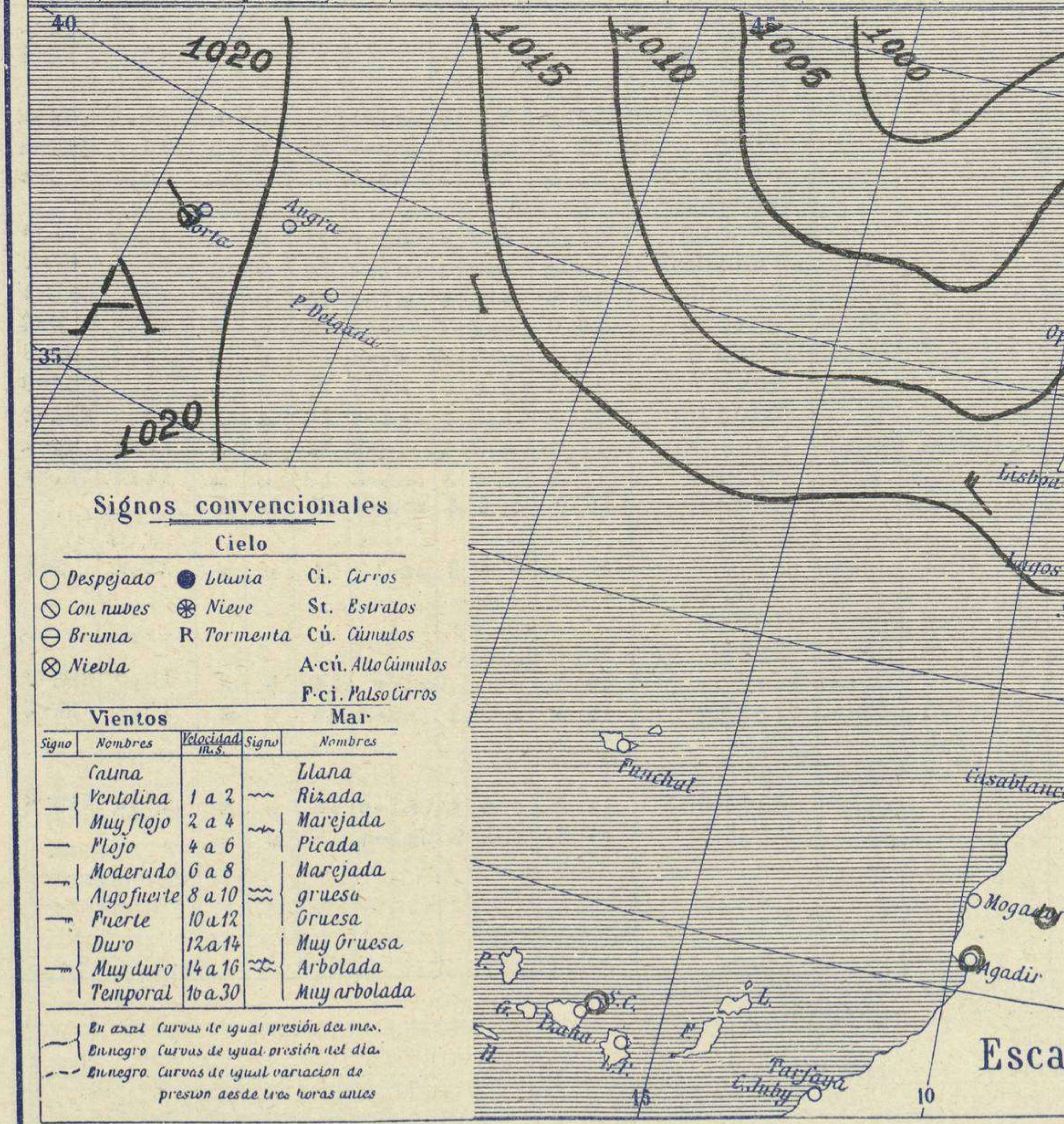


Temperaturas extrema y Lluvia

| Estaciones | Temperaturas | | Lluvia |
|----------------|--------------|--------|--------|
| | Máx. | Mínim. | |
| La Coruña | 15 | 10 | 4 |
| Santiago | 15 | 11 | 7 |
| Pontevedra | 19 | | 5 |
| Lugo | | | |
| Orense | 15 | 10 | 17 |
| Oijón | 16 | 10 | 1 |
| Oviedo | 19 | | 0.1 |
| Santander | 23 | 12 | 1 |
| Bilbao | | | |
| San Sebastian | | | |
| León | 18 | | ip |
| Zamora | | | |
| Palencia | 19 | 10 | 2 |
| Burgos | 17 | 8 | 2 |
| Soria | 17 | 7 | |
| Valladolid | 20 | 10 | 2 |
| Salamanca | 20 | 3 | |
| Ávila | 16 | 9 | |
| Segovia | 23 | 9 | |
| Madrid | 20 | 9 | ip |
| Toledo | 22 | 12 | 1 |
| Guadalajara | 20 | 8 | |
| Cuenca | 18 | 5 | |
| Ciudad-Real | 23 | 9 | |
| Albacete | 20 | 10 | |
| Cáceres | 20 | 11 | 2 |
| Badajoz | 22 | 13 | 5 |
| Vitoria | 20 | 12 | |
| Logroño | 21 | 9 | |
| Pamplona | 28 | 15 | |
| Huesca | 23 | 13 | |
| Zaragoza | 25 | 13 | |
| Lerida | | | |
| Oerona | 30 | | |
| Barcelona | 29 | 18 | |
| Tarragona | 16 | | |
| Tortosa | 29 | 14 | |
| Teruel | 19 | 5 | |
| Castellon | 29 | 17 | |
| Valencia | 27 | 15 | |
| Alicante | 27 | 14 | |
| Murcia | 29 | 14 | |
| Sevilla | 25 | 12 | |
| Córdoba | 14 | | |
| Jaén | 23 | 10 | |
| Baeza | 20 | 9 | |
| Granada | 23 | 9 | |
| Huelva | 21 | 14 | |
| San Fernando | 22 | 16 | |
| Tarifa | 20 | 15 | |
| Algeciras | 23 | 15 | |
| Málaga | 26 | 16 | |
| Almería | 25 | 14 | |
| Palma | | | |
| Ibiza | | | |
| Mahon | 28 | 17 | |
| Las Palmas | | | |
| Stº Cruz de T. | 26 | 17 | |
| Laguna | | | |
| Izaña | 16 | 7 | |
| Tetuán | 25 | 13 | |
| Melilla | | | |
| Tánger | | | 12 |



Estado General

Al occidente de las islas británicas se halla el centro principal borrascoso, el cual adquiere mas importancia por su influjo llueve en Inglaterra y Francia, iniciándose en España también el régimen lluvioso. Las vientos soplan de la región del Sur. Altas presiones en las comarcas polares.

Signos convencionales

| Cielo | | Vientos | |
|-------------|---------------------|---------------|-------------------|
| ○ Despejado | ● Lluvia | ○ Calma | ○ Llanura |
| ○ Con nubes | ⊛ Nieve | ○ Ventolina | ○ Rizada |
| ○ Bruma | R Tormenta | ○ Muy flojo | ○ Marejada |
| ⊗ Niebla | A-cú. Alto Cúmulos | ○ Flojo | ○ Picada |
| | F.cú. Palso Cúmulos | ○ Moderado | ○ Marejada gruesa |
| | | ○ Algo fuerte | ○ Gruesa |
| | | ○ Puerte | ○ Muy gruesa |
| | | ○ Duro | ○ Arbolada |
| | | ○ Muy duro | ○ Muy arbolada |
| | | ○ Temporal | ○ Muy arbolada |

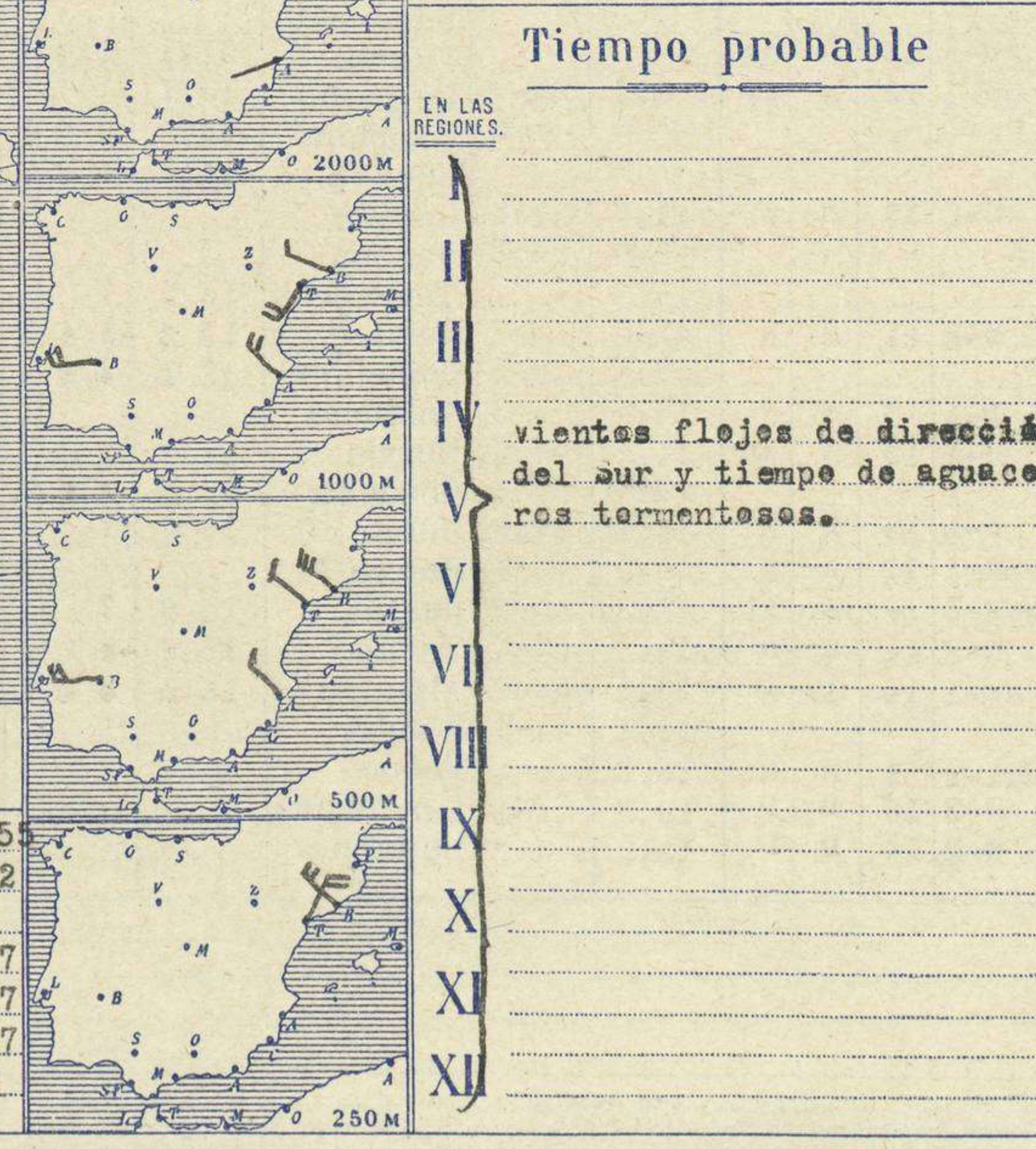
En azul Curvas de igual presión del día.
En negro Curvas de igual variación de presión desde tres horas antes.

Observaciones en Madrid de 13^h del día 28 a 7^h del día 29

PARQUE DEL RETIRO (Altitud 667m.º)

| Horas | Barómetro | | Temperatura | Humedad | Viento | Lluvia | Estado del Cielo | Horas de insolación |
|-------|-----------|----------|-------------|---------|--------|--------|------------------|---------------------|
| | mm | milibars | | | | | | |
| 13 | 703,5 | 937,9 | 19,4 | 44 | SW 6 | ip | Nuboso | 11-5 |
| 18 | 702,9 | 937,1 | 17,9 | 50 | WNW 4 | 00 | Nuboso | 20,2 |
| 1 | 702,5 | 936,6 | 11,8 | 68 | WSW 1 | 00 | Nuboso | 9,9 |
| 7 | 702,8 | 937,9 | 12,8 | 83 | WSW 2 | ip | Cubierto | 20,7 |

Id. máxima normal 20,7
Id. mínima id. 19,7
Id. normal media 15,7
Presión normal 704,4



Tiempo probable

EN LAS REGIONES.

| | |
|------|--|
| I | |
| II | |
| III | |
| IV | vientos flojes de dirección del sur y tiempo de aguaceros tormentosos. |
| V | |
| VI | |
| VII | |
| VIII | |
| IX | |
| X | |
| XI | |
| XII | |

Escala de 1:13.500.000

OBSERVACIONES DE ESPAÑA

| ESTACIONES | PRESIÓN MILIBARES | | | VIENTO | TEMPERATURA | TIEMPO | NUBES | MAR | DIRECCIÓN Y FUERZA DEL VIENTO A | | | | | | | | | | |
|---------------------------------|-------------------|-----------|----|--------|-------------|--------|-------|-------------|---------------------------------|----------|--------|------|---------------------------------|-------|------|------|------|------|--|
| | a O° | | | | | | | | | | | | | | | | | | |
| | N. M. G. N. | VARIACIÓN | C. | | | | | | D. y F. | PRESENTE | PASADO | 250 | 500 | 1000 | 2000 | 3000 | 4000 | 5000 | |
| OBSERVACIONES A 7 ^h | | | | | | | | | | | | | OBSERVACIONES A 7 ^h | | | | | | |
| La Coruña | 07 7 | 1,0 | 4 | SSW-3 | 13 | 85 | N LL | Nb | 3 | 5 | | | | | | | | | |
| Gijón | 09 0 | 0 8 | 4 | SSW-1 | 13 | 85 | N LL | Cu | 3 | 5 | | | | | | | | | |
| Santander | 09 0 | 1,6 | 3 | S-1 | 15 | 85 | D N | Ci-st | 3 | 7 | | | | | | | | | |
| Valladolid | 12 7 | 0 8 | 3 | SW-2 | 11 | 95 | N LL | Cu Nb | 3 | 7 | | | | | | | | | |
| Zaragoza | 11,9 | 1,2 | 3 | WNW-1 | 17 | 75 | N N | St-cu | 3 | 7 | | | | | | | | | |
| Barcelona | 10 2 | ? | | S-1 | 21 | 55 | D D | | 6 | 5 | NW-4 | NW-6 | WNW-3 | WSW-5 | SW-6 | SW-7 | SW-9 | | |
| Tortosa | 11,3 | 1,0 | 4 | NNE-2 | 25 | 55 | D D | | 6 | 5 | NNE-4 | NW-3 | SSW-4 | W-3 | W-4 | SW-7 | SW-9 | | |
| Mahón | 11,9 | 1,4 | 4 | ESE-3 | 19 | 85 | D D | St-cu | 6 | 5 | | | | | | | | | |
| Madrid | 13 7 | 0 6 | 1 | WSW-2 | 13 | 85 | N N | Cu Nb A-cu | 3 | 8 | | | | | | | | | |
| Badajóz | 15 0 | 1,2 | 4 | NW-3 | 14 | 85 | N N | Cu Ci-st | 7 | 8 | W-4 | W-4 | | | | | | | |
| Alicante | 12 4 | 1,2 | 4 | NNE-0 | 21 | 55 | D D | A-cu | 3 | 8 | NW-3 | NW-4 | WSW-2 | | | | | | |
| Granada | 17 9 | | | SW-2 | 12 | | N | | | | | | | | | | | | |
| Sevilla | 16 5 | 0 0 | 3 | SW-1 | 15 | 95 | N LL | Nb | 7 | 8 | | | | | | | | | |
| Almería | 14 2 | 1,0 | 1 | NE-8 | 17 | 85 | D D | | 1 | 6 | | | | | | | | | |
| Málaga | 15 4 | 0 2 | 0 | NW-1 | 19 | 65 | D D | | 3 | 5 | | | | | | | | | |
| S.Fernando | 17 9 | 0 0 | 3 | S-1 | 17 | 95 | N N | St-cu Nb | 6 | 6 | | | | | | | | | |
| Melilla | | | | | | | | | | | | | | | | | | | |
| Tetuán | 15 9 | 0 8 | 3 | W-4 | 17 | 75 | N D | A-cu | 3 | 8 | | | | | | | | | |
| S ^{ta} C. de Tenerife | 20 9 | 0 0 | 0 | Cal-0 | 19 | 75 | D D | Cu | 2 | 9 | | | | | | | | | |
| Izaña | 707 0 | 0 2 | 5 | NW-6 | 8 | 55 | D D | Cu | 7 | 7 | | | | | | | | | |
| OBSERVACIONES A 18 ^h | | | | | | | | | | | | | OBSERVACIONES A 18 ^h | | | | | | |
| La Coruña | 06,7 | -0,4 | 8 | SW-4 | 14 | 74 | N N | Nb | 2 | 7 | | | | | | | | | |
| Gijón | 08,3 | -0,4 | 6 | Cal-0 | 16 | 94 | LL N | Cu-nb, A-st | 2 | 5 | | | | | | | | | |
| Santander | 09,7 | -1,8 | 8 | S-5 | 22 | 24 | N D | A-cu | 3 | 9 | | | | | | | | | |
| Valladolid | 10,9 | -0,8 | 8 | WSW-5 | 16 | 44 | N N | Cu, A-cu | 8 | 8 | | | | | | | | | |
| Zaragoza | 09,5 | -1,2 | 6 | W-3 | 25 | 64 | N N | St-cu | 8 | 8 | | | | | | | | | |
| Barcelona | 10,2 | ? | ? | SW-6 | 24 | 44 | D D | | ? | 8 | | | | | | | | | |
| Tortosa | 15 2 | 0 8 | 6 | SSE-3 | ? | 55 | D D | | 7 | 8 | | | | | | | | | |
| Mahón | 11,8 | 0,0 | 3 | S-1 | 24 | 54 | D D | | 2 | 8 | | | | | | | | | |
| Madrid | 11,4 | 0,0 | 3 | NW-4 | 17 | 54 | N N | Cu | 3 | 8 | | | | | | | | | |
| Badajóz | 14,1 | -0,6 | 6 | S-4 | 20 | 44 | N N | St-cu | 8 | 8 | | | | | | | | | |
| Alicante | 12,7 | -0,4 | 9 | SSE-1 | 21 | 64 | D D | Cu | 2 | 3 | | | | | | | | | |
| Granada | 15,0 | -0,6 | 6 | NW-1 | 21 | 44 | N N | Cu | 7 | 7 | | | | | | | | | |
| Sevilla | 16,9 | 0,0 | 3 | W-5 | 22 | 64 | D N | | 7 | 7 | | | | | | | | | |
| Almería | 11,9 | -1,6 | 9 | SW-6 | 23 | 64 | N D | St-cu | 4 | 8 | | | | | | | | | |
| Málaga | 15,1 | -1,4 | 8 | Cal-0 | 22 | 94 | N N | Cu | 4 | 6 | | | | | | | | | |
| S.Fernando | 19,4 | 0,8 | 4 | NW-2 | 20 | 64 | N N | Cu | 2 | 7 | | | | | | | | | |
| Melilla | | | | | | | | | | | | | | | | | | | |
| Tetuán | 16,5 | -0,2 | 5 | W-5 | 20 | 64 | N D | Cu | 8 | 8 | | | | | | | | | |
| S ^{ta} C. de Tenerife | 21 0 | -0 6 | 6 | NNE-2 | 23 | 35 | D D | Cu | 2 | 9 | | | | | | | | | |
| Izaña | 707,8 | -0 0 | 8 | NW-8 | 15 | 25 | D D | | 7 | 7 | | | | | | | | | |

| ESTACIONES | PRESIÓN MILIBARES | | | VIENTO | TEMPERATURA | TIEMPO | PRESIÓN MILIBARES | VIENTO | ESTACIONES | PRESIÓN MILIBARES | | | VIENTO | TEMPERATURA | TIEMPO | PRESIÓN MILIBARES | VIENTO | | | |
|--------------------------------|-------------------|-----------|----|--------|-------------|--------|-------------------|--------------------------------|------------|-------------------|----------|--------|--------|-------------|--------|-------------------|------------|-------------|---------|-------------|
| | a O° | | | | | | | | | | | | | | | | | | | |
| | N. M. G. N. | VARIACIÓN | C. | | | | | | | D. y F. | PRESENTE | PASADO | | | | | | N. M. G. N. | D. y F. | N. M. G. N. |
| OBSERVACIONES A 8 ^h | | | | | | | | OBSERVACIONES A 8 ^h | | | | | | | | | | | | |
| Vares | | | | | | | | | Cáceres | 10 13,0 | | | SSW-3 | | | | | | | |
| Finisterre | 09 0 | 1,0 | 3 | NW-5 | 16 | N | 11 | | Vitoria | 11,1 | 1,0 | 4 | SW-4 | 14 | N | N | 08,9 SW-1 | | | |
| Santiago | 10 2 | 0 0 | 3 | SW-1 | 12 | N | LL | 009,4 | Logroño | 10 7 | ? | | N-0 | 18 | D | N | 10,5 SW-0 | | | |
| Pontevedra | | | | | | | | 07 5 | Pamplona | 10 9 | 2 6 | 1 | S-0 | 17 | N | N | 11,5 SSE-2 | | | |
| Lugo | | | | | | | | | Huesca | 14 2 | 0 0 | 3 | SE-1 | 20 | N | N | 12,3 SW-1 | | | |
| Orense | 11,9 | ? | | S-2 | 13 | N | N | 11,7 | Lérida | | | | | | | | | | | |
| Oviedo | | | | | | | | 06,6 | Gerona | | | | | | | | 08 6 S-5 | | | |
| Bilbao | | | | | | | | | Tarragona | 10 5 | ? | | ESE-1 | 21 | D | N | 10 3 SW-2 | | | |
| San Sebastián | 09 7 | ? | | S-2 | 21 | N | N | 09,7 | Teruel | 13 3 | -5 4 | 5 | S-0 | 13 | D | D | 10,5 S-1 | | | |
| León | | | | | | | | 09,4 | Castellón | 12 1 | 0 0 | 0 | W-2 | 22 | D | D | 11,5 WSW-4 | | | |
| Zamora | 10 3 | 0 0 | 0 | W-1 | ? | N | N | 19,4 | Valencia | | | | | | | | 12,2 SSE-2 | | | |
| Palencia | 11,7 | 1,4 | 4 | W-1 | 12 | N | LL | 11,1 | Murcia | 12 9 | ? | | W-2 | 22 | D | D | 10,9 SE-5 | | | |
| Burgos | | | | | | | | 08,9 | Córdoba | 16 6 | 0 0 | 3 | SW-1 | 16 | NB | N | | | | |
| Soria | 12 3 | 0 0 | 3 | S-2 | 12 | N | N | 10,1 | Jaén | 16 6 | ? | | NE-2 | 17 | N | N | 15,1 W-3 | | | |
| Salamanca | 13 1 | 1,2 | 3 | NW-1 | 11 | N | N | 10,5 | Baeza | | | | | | | | 14,6 SE-0 | | | |
| Avila | 11,4 | ? | | NNW-2 | 10 | N | 11 | 11,3 | Huelva | 15 8 | ? | | N-1 | 16 | N | LL | 16,6 W-2 | | | |
| Segovia | 12 6 | 0 0 | 0 | W-2 | 10 | D | N | 10,2 | Tarifa | 15 8 | -0 2 | 9 | SW-3 | 16 | N | N | | | | |
| Toledo | 14 1 | 0 4 | 0 | NW-1 | 14 | 11 | N | 13,0 | Algeciras | 16 5 | 0 4 | 3 | SW-2 | 18 | N | LL | | | | |
| Guadalajara | | | | | | | | 10,7 | Tánger | | | | | | | | | | | |
| Cuenca | 12 2 | ? | | Cal-0 | 9 | N | N | 10,5 | Palma | | | | | | | | 11,3 SW-3 | | | |
| Ciudad Real | 12 7 | 2 4 | 0 | W-2 | 16 | D | D | 13,9 | Las Palmas | | | | | | | | | | | |
| Albacete | 14 3 | 1,0 | 1 | W-2 | 14 | D | D | 12,0 | Laguna | | | | | | | | | | | |

NOTICIAS

Expresado en medias horas antes observación.
 .. D Despejado ó semidespejado - N Nuboso ó cubierto - NB Niebla ó bruma - A Aguaceros - LL Lloviznas - LL Lluvias - G Granizo (sin truenos) - An Aguanieve - nv Nieve - T Tormenta.
 ... D Despejado ó semidespejado - N Nuboso - NC Cubierto constantemente - NB Niebla ó bruma - A Aguaceros - LL Lloviznas - nv Nieve ó aguanieve - G Granizo (sin truenos) - T Tormenta.
 Sobre el nivel del mar.